



US00D894031S

(12) **United States Design Patent** (10) **Patent No.:** **US D894,031 S**
Herrmann (45) **Date of Patent:** **** Aug. 25, 2020**

(54) **WATCH DIAL**
(71) Applicant: **Richemont International SA,**
Villars-sur-Glane (CH)
(72) Inventor: **Camille Herrmann,** Gland (CH)
(73) Assignee: **Richemont International SA,**
Villars-sur-Glane (CH)
(**) Term: **15 Years**

D727,752 S * 4/2015 Laucella D10/35
D734,177 S * 7/2015 Kamilindi D10/126
D753,528 S * 4/2016 Ruffieux D10/126
D755,645 S * 5/2016 Belamich D10/125
D768,021 S * 10/2016 Kamilindi D10/126
D769,762 S * 10/2016 Behling D10/126
D778,196 S * 2/2017 Kamilindi D10/126
D801,197 S * 10/2017 Duval D10/39
D823,704 S * 7/2018 Dicks D10/126
D839,104 S * 1/2019 Duval D10/38
D866,382 S * 11/2019 Berneron D10/126
D866,383 S * 11/2019 Berneron D10/126

* cited by examiner

(21) Appl. No.: **29/673,631**
(22) Filed: **Dec. 17, 2018**

Primary Examiner — Sandra S Snapp
Assistant Examiner — Katherine Glennon
(74) *Attorney, Agent, or Firm* — Taft Stettinius &
Hollister LLP


(30) **Foreign Application Priority Data**
Jun. 18, 2018 (WO) DM/101710
(51) **LOC (12) Cl.** **10-07**
(52) **U.S. Cl.**
USPC **D10/126**
(58) **Field of Classification Search**
USPC D10/30–39, 65, 70, 97–98, 99–102,
D10/122–124, 126–128
CPC G04B 19/06; G04B 19/10; G04B 19/103
See application file for complete search history.

(57) **CLAIM**
The ornamental design for a watch dial, as shown and
described.

(56) **References Cited**
U.S. PATENT DOCUMENTS
D471,822 S * 3/2003 Goeckeritz D10/32
D513,710 S * 1/2006 Nataf D10/126
D632,200 S * 2/2011 Kauffmann D10/126
D656,052 S * 3/2012 Bode D10/126
D658,517 S * 5/2012 Behling D10/39
D665,690 S * 8/2012 Bode D10/126

DESCRIPTION
FIG. 1 is a front elevational view of a watch dial showing my
new design;
FIG. 2 is a back elevational view thereof;
FIG. 3 is a right side elevational view thereof;
FIG. 4 is a left side elevational view thereof;
FIG. 5 is a bottom plan view thereof;
FIG. 6 is a top plan view thereof;
FIG. 7 is a front, right side perspective view thereof; and,
FIG. 8 is a back, left side perspective view thereof.
The broken lines in the drawing figures form no part of the
claimed design.

1 Claim, 8 Drawing Sheets






Fig. 1




Fig. 2




Fig. 3




Fig. 4




Fig. 5




Fig. 6

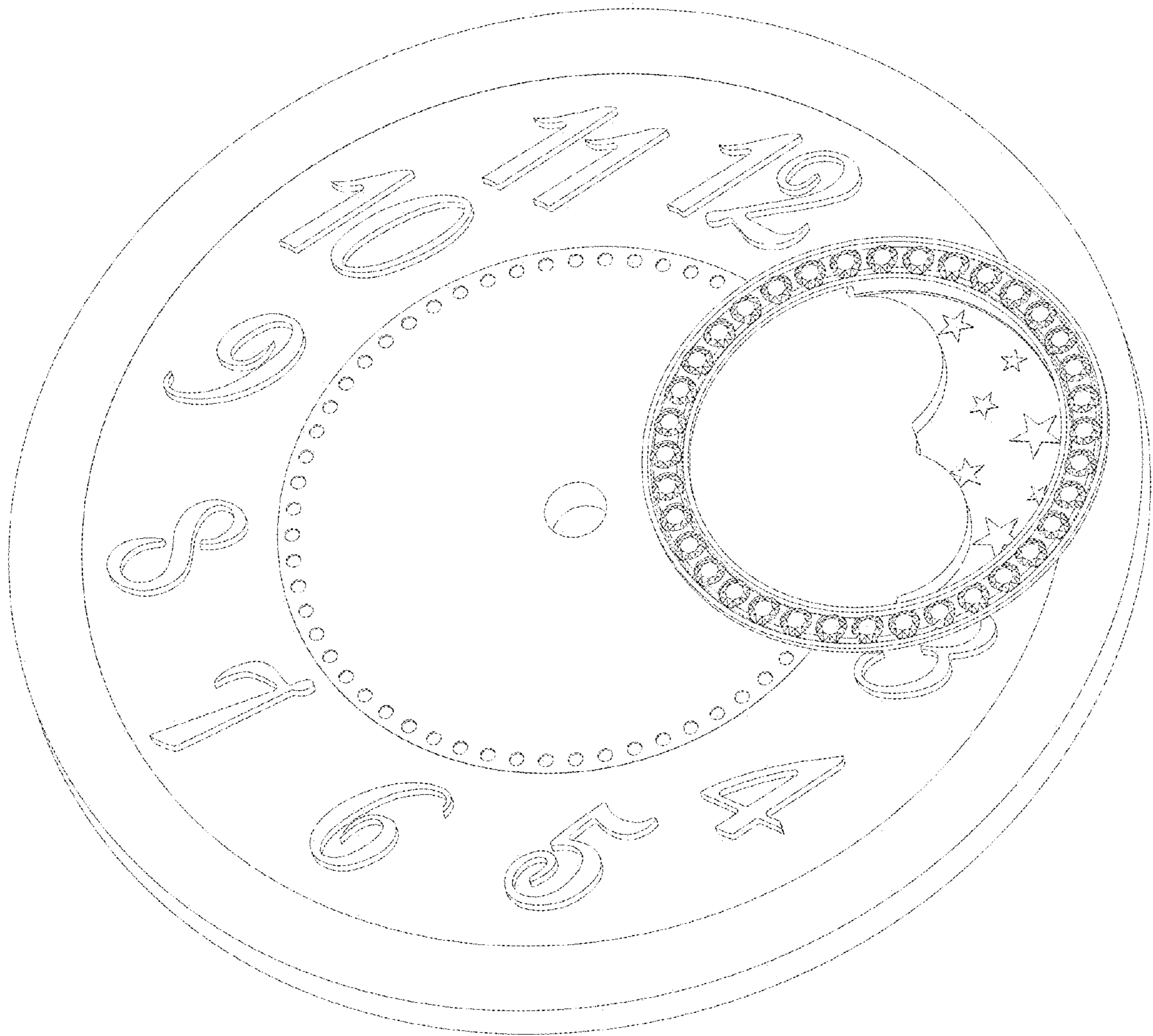


Fig. 7




Fig. 8