



(12) **United States Design Patent**
Silva

(10) **Patent No.:** **US D894,003 S**
(45) **Date of Patent:** **** Aug. 25, 2020**

(54) **TRAY MOLD**

5/0254; B65D 5/0045; B65D 5/18; B65D
75/22; B65D 75/366; A45D 27/29; A47F
1/126

(71) Applicant: **Christopher J. Silva**, Seekonk, MA
(US)

See application file for complete search history.

(72) Inventor: **Christopher J. Silva**, Seekonk, MA
(US)

(56) **References Cited**

(**) Term: **15 Years**

U.S. PATENT DOCUMENTS

(21) Appl. No.: **29/594,345**

D297,297 S *	8/1988	Lacey	D7/354
5,023,026 A *	6/1991	Yoshida	B29C 59/16 264/446
D321,572 S *	11/1991	Laden	D30/129
5,765,683 A *	6/1998	Starkle	A45D 40/18 206/235
D423,621 S *	4/2000	Holtby	D21/791

(Continued)

(22) Filed: **Feb. 17, 2017**

(51) **LOC (12) Cl.** **09-07**

(52) **U.S. Cl.**
USPC **D9/456**

(58) **Field of Classification Search**

USPC D3/272, 273, 302, 304, 310, 313, 315,
D3/319, 901; D6/300, 309, 512,
D6/515-525, 536, 539, 675, 676, 675.4,
D6/676.4, 677, 677.4; D7/354, 555, 566,
D7/584, 602, 396.1, 505, 550.1, 553.1,
D7/553.2, 553.4, 554.3, 554.5, 611, 701,
D7/323, 391, 392, 392.1, 503, 552.1,
D7/554.1, 586, 600.1, 614, 704; D9/455,
D9/456, 756, 757, 758, 791, 762, 418,
D9/420-424, 427, 430-435, 517, 737,
D9/739, 740, 741, 744, 745, 748, 749,
D9/759; D11/79, 81, 91, 133; D24/121,
D24/123, 122, 216, 224, 227; D25/2;
D26/121; D27/183, 186, 188; D28/8,
D28/76, 78, 82, 83; D30/129, 131

CPC B65D 1/243; B65D 1/36; B65D 1/225;
B65D 1/24; B65D 1/34; B65D 1/38;
B65D 2501/24108; B65D 2501/24254;
B65D 2501/2435; B65D 2501/24764;
B65D 2501/24834; B65D 21/036; B65D
21/022; B65D 21/0233; B65D 25/24;
B65D 25/2826; B65D 43/022; B65D
43/162; B65D 75/24; B65D 75/323;
B65D 75/327; B65D 81/025; B65D 5/00;
B65D 5/001; B65D 5/0015; B65D

OTHER PUBLICATIONS

Circle Lazy Susan: Announced Dec. 10, 2012 [online]. Site Visited
Dec. 6, 2018. Available from Internet URL: <https://www.homedepot.com/p/Rev-A-Shelf-2-38-in-H-x-20-in-W-x-20-in-D-Wood-Full-Circle-Lazy-Susan-Single-Shelf-with-Swivel-Bearing-4WLS001-20-B52/202855523>.*

(Continued)

Primary Examiner — Catherine S Posthauer


(57) **CLAIM**

The ornamental design for a tray mold, substantially as
shown and described.

DESCRIPTION

FIG. 1 is a top perspective view of the tray mold showing my
new design;
FIG. 2 is a top view of FIG. 1;
FIG. 3 is a front side view of FIG. 1;
FIG. 4 is a bottom perspective view of FIG. 1; and,
FIG. 5 is a bottom view of FIG. 1.
A left-side view, a right-side view, and a back-side view
have been omitted since they are identical to the front side

(Continued)



view shown in FIG. 3. The broken lines are shown for the purpose of illustrating parts of the article that form no part of the claimed design.

1 Claim, 5 Drawing Sheets

(56) **References Cited**

U.S. PATENT DOCUMENTS

D431,114 S *	9/2000	Smith	D21/710
D438,050 S *	2/2001	Huntzinger	D7/354
D494,818 S *	8/2004	Jalet	D7/584
D598,238 S *	8/2009	Durdon	D7/354
D601,309 S *	9/2009	Babal	D30/129
D690,881 S *	10/2013	Lai	D28/82
D718,004 S *	11/2014	Stovall	D30/129
D761,611 S *	7/2016	Stambolis	D7/354
9,725,210 B2 *	8/2017	Wnek	B65D 1/34
2018/0295806 A1 *	10/2018	DeVona	B65D 21/0233

OTHER PUBLICATIONS

Rustic Mirror: Announced Mar. 23, 2018 [online]. Site Visited Dec. 6, 2018. Available from Internet URL: <https://www.printdecor.com.au/mirrors-melbourne-home-decor/round-oval-shaped-mirrors/rustic-mirror/>.*

* cited by examiner



FIGURE 1



FIGURE 2

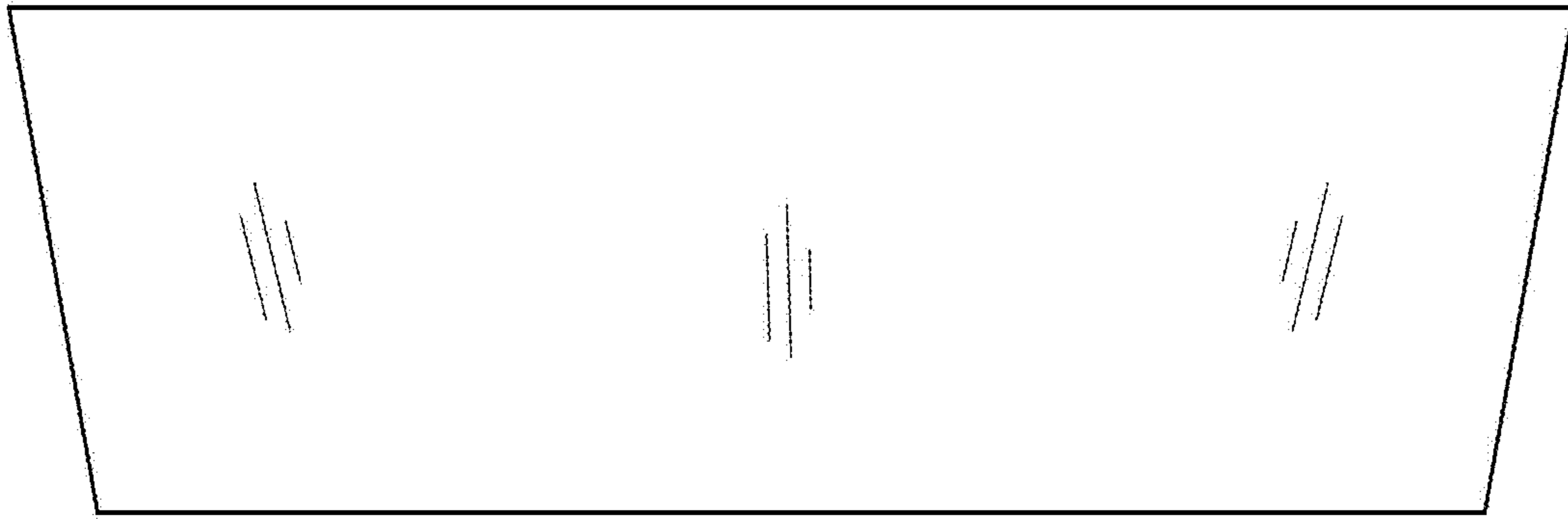


FIGURE 3



FIGURE 4

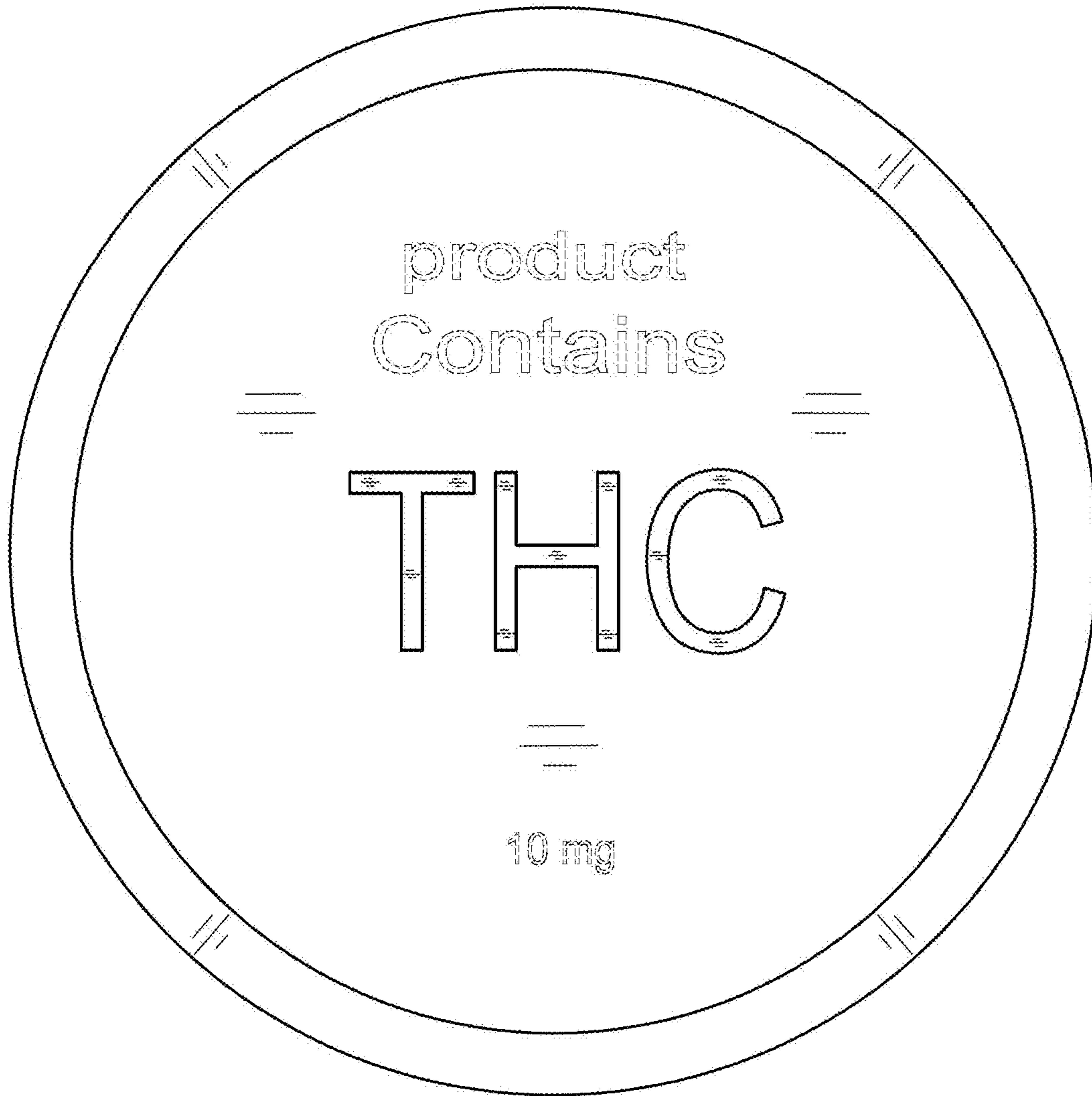


FIGURE 5