

US00D893973S

(12) **United States Design Patent** (10) **Patent No.:** **US D893,973 S**
Demelo (45) **Date of Patent:** **** Aug. 25, 2020**

(54) **TOOL GRIP**

(71) Applicant: **IVAN LEATHERCRAFT CO., LTD.,**
Taipei (TW)

(72) Inventor: **Erik Demelo,** Taipei (TW)

(73) Assignee: **IVAN LEATHERCRAFT CO., LTD.,**
Taipei (TW)

(**) Term: **15 Years**

(21) Appl. No.: **29/685,968**

(22) Filed: **Apr. 1, 2019**

(30) **Foreign Application Priority Data**

Jan. 31, 2019 (TW) 108300674

(51) **LOC (12) Cl.** **08-04**

(52) **U.S. Cl.**
USPC **D8/83**

(58) **Field of Classification Search**

USPC D8/14, 82, 83, 105, 107, 92, 93, 300;
D24/133; D7/395; D32/49

CPC A47J 43/26; B25B 13/463; B25B 13/468;
B25B 15/04; B25G 1/005; B25G 1/085

See application file for complete search history.

(56) **References Cited**

U.S. PATENT DOCUMENTS

D444,693 S * 7/2001 Griese D8/107
7,028,587 B1 * 4/2006 Chiang B25B 13/463
81/62

D528,397 S * 9/2006 Hu D8/107
D551,530 S * 9/2007 Hirsch D8/107

D577,955 S * 10/2008 Kwan D7/395
D641,608 S * 7/2011 Good D8/107

D646,544 S * 10/2011 Molina D8/83
D669,332 S * 10/2012 Hoertnagl D8/107
D671,813 S * 12/2012 Lin D8/83
D704,504 S * 5/2014 Dobbie D7/395
D833,213 S * 11/2018 Gonzalez D7/395
2005/0193870 A1 * 9/2005 Chen B25B 15/04
81/58.4
2007/0234855 A1 * 10/2007 Hu B25G 1/105
81/60
2010/0229342 A1 * 9/2010 Chen B25G 1/085
16/111.1
2010/0229694 A1 * 9/2010 Chen B25B 13/463
81/63.1

* cited by examiner

Primary Examiner — Philip S Hyder

(57) **CLAIM**

The ornamental design for a tool grip, as shown and described.

DESCRIPTION

FIG. 1 is a perspective view of a tool grip showing my new design;

FIG. 2 is a front elevational view thereof;

FIG. 3 is a rear elevational view thereof;

FIG. 4 is a left side elevational view thereof;

FIG. 5 is a right side elevational view thereof;

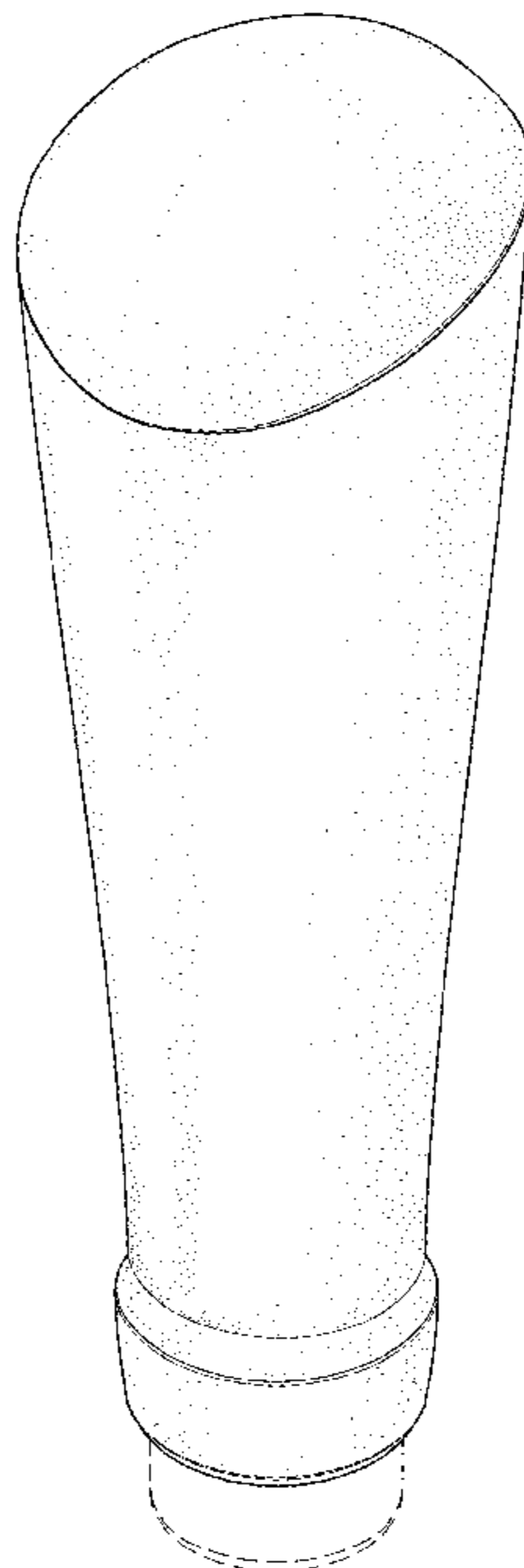
FIG. 6 is a top plan view thereof;


FIG. 7 is a bottom plan view thereof; and,

FIG. 8 is a perspective view thereof, shown with additional environment in order to show aspects of the design not otherwise apparent.

The broken lines depict environment and portions of a tool grip in which the design is embodied that form no part of the claimed design.

1 Claim, 5 Drawing Sheets





F I G. 1




FIG. 2




FIG. 3

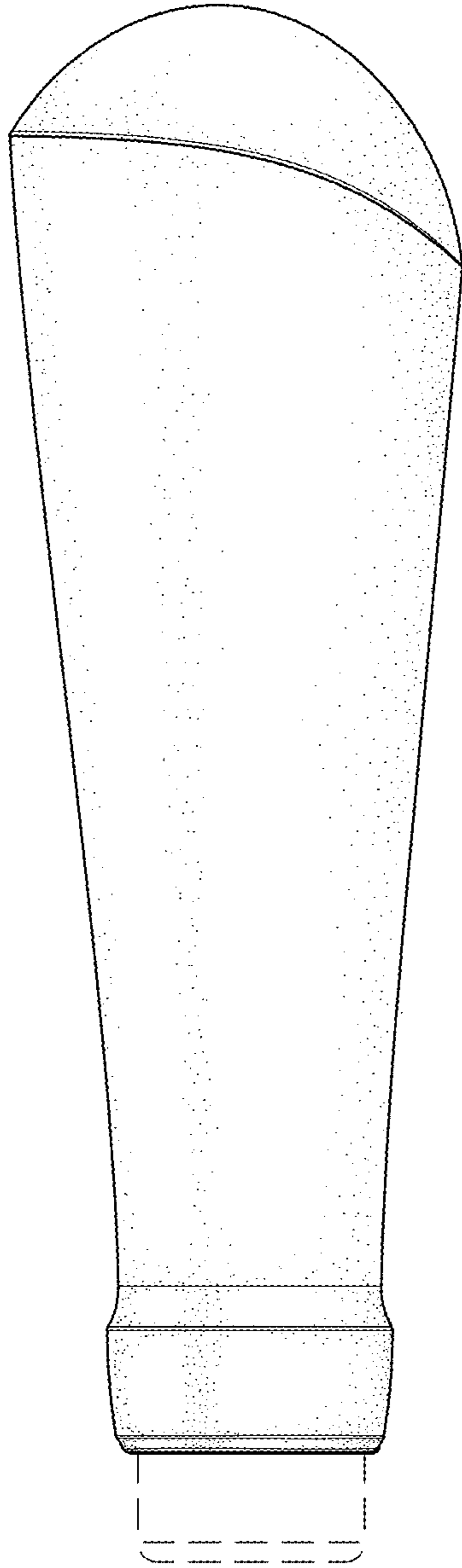


FIG. 4




FIG. 5

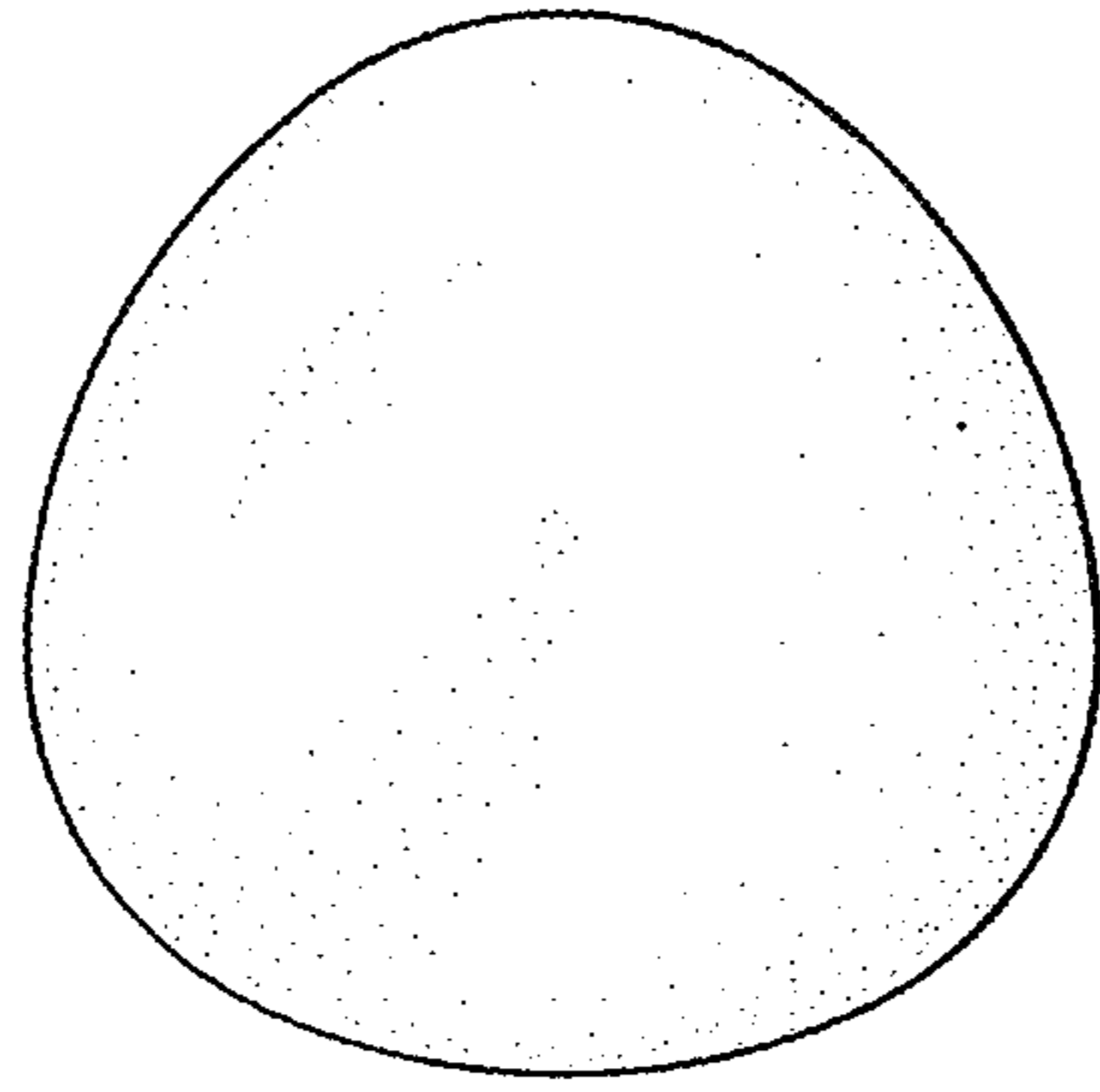


FIG. 6

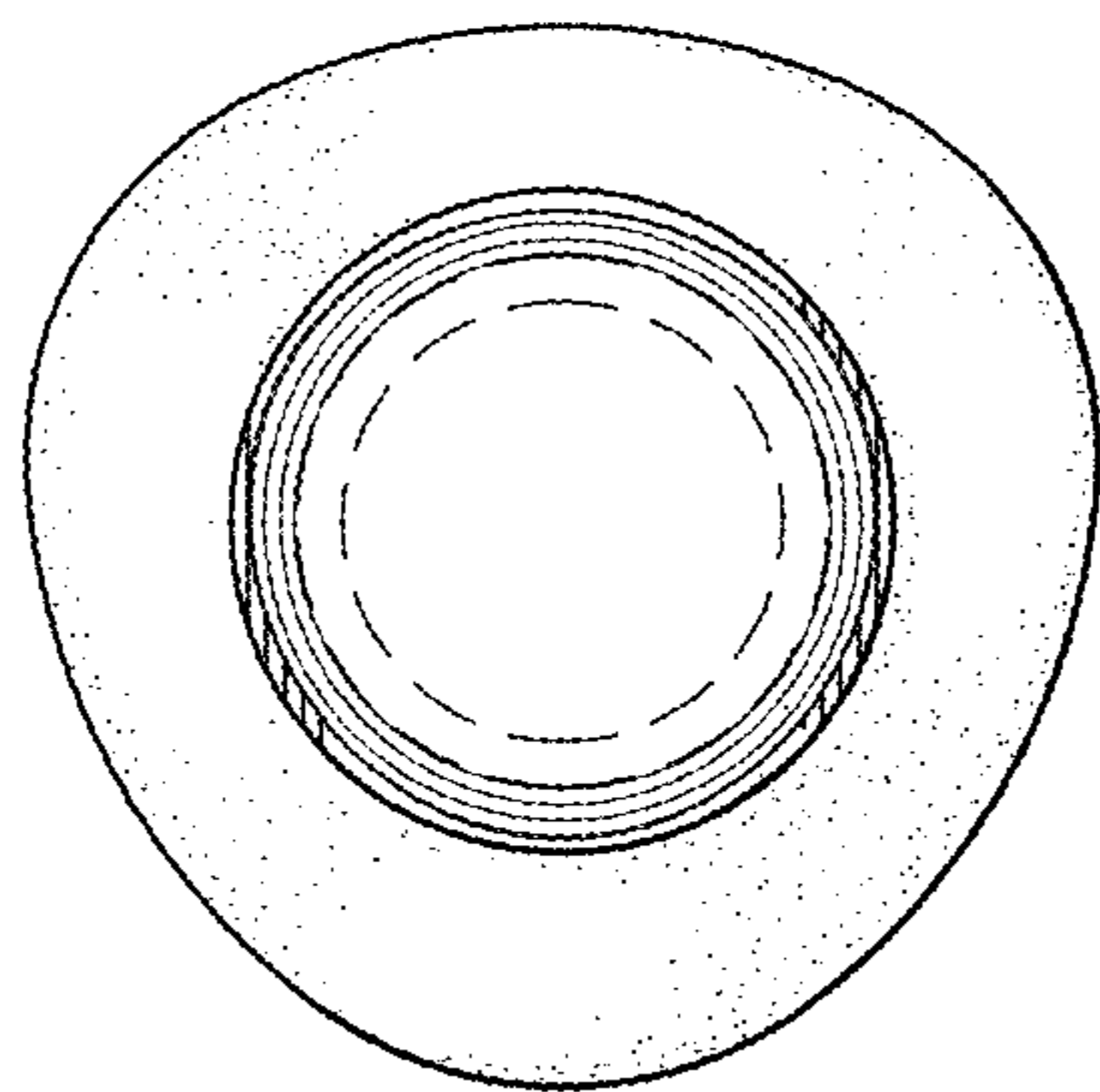


FIG. 7

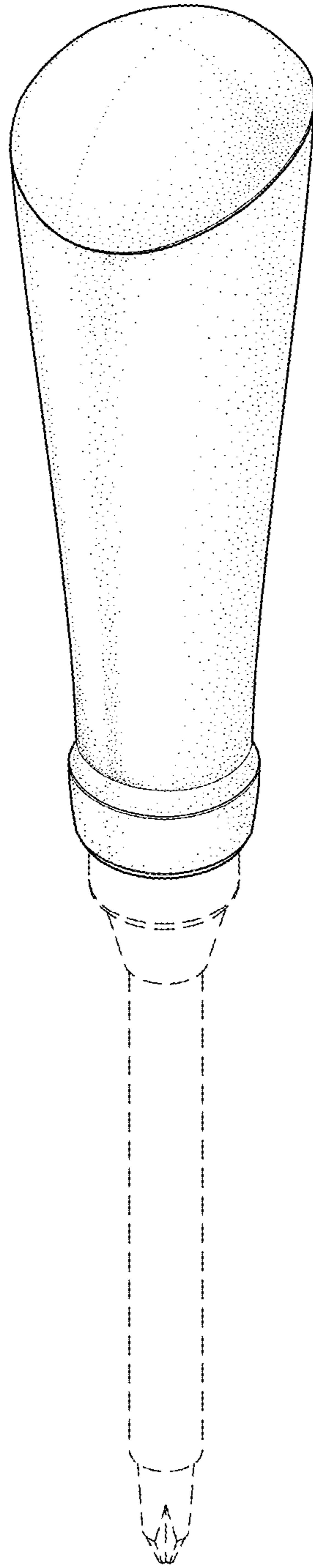


FIG. 8