



US00D893964S

(12) **United States Design Patent** (10) **Patent No.:** **US D893,964 S**
Su (45) **Date of Patent:** **** Aug. 25, 2020**

(54) **FLEX-HEAD TOOL**
(71) Applicant: **Hong Ann Tool Industries Co., Ltd.,**
Taichung (TW)
(72) Inventor: **Cheng-Wei Su,** Taichung (TW)
(73) Assignee: **Hong Ann Tool Industries Co., Ltd.,**
Taichung (TW)
(**) Term: **15 Years**
(21) Appl. No.: **29/685,608**
(22) Filed: **Mar. 29, 2019**
(51) **LOC (12) Cl.** **08-05**
(52) **U.S. Cl.**
USPC **D8/22; D8/28**
(58) **Field of Classification Search**
USPC D8/21-29, 29.1, 114, 499, 321, 81, 52,
D8/61, 107, 57, 346, 334, 333, 72-75,
D8/393-395, 63, 93, 14, 330, 336, 400,
D8/349, 467, 356, 692, 693, 17, 367, 368,
D8/369, 370, 371; 81/119, 177.1, 177.2,
81/57.5, 478, 177.7, 177.8, 166;
16/87.4 R, 87.2; D15/148, 140, 138, 5
CPC B25B 13/08; B25B 13/00; B25B 13/481;
B25B 13/56; B25B 23/16; B25B 13/16;
B25B 23/0035; B25B 15/001; B25B
13/065; B25B 23/0021; B25B 15/008;
B25G 1/043; B25G 1/005; B25G 1/063;
B25G 1/085; B25G 1/066; B25G 1/102;
A47H 13/01; A47H 15/04; A47H 13/04;
A47K 3/38
See application file for complete search history.

(56) **References Cited**
U.S. PATENT DOCUMENTS
D601,871 S * 10/2009 Murray B25B 13/06
D8/28
D639,625 S * 6/2011 Chang D8/28

D661,166 S * 6/2012 Christopher D8/25
D687,692 S * 8/2013 Chen D8/28
D713,227 S * 9/2014 Chang D8/28
9,221,157 B1 * 12/2015 Chen B25B 23/0028
D781,118 S * 3/2017 Rauckman D8/28
2010/0058896 A1 * 3/2010 Abel B25G 1/063
81/60
2011/0232424 A1 * 9/2011 Chang B25B 13/461
81/60
2014/0202290 A1 * 7/2014 Hsieh B25G 1/063
81/177.8

OTHER PUBLICATIONS

GEARWRENCH, GEARWRENCH Teardrop Ratchet, Date first available Mar. 13, 2013, [online]retrieved Apr. 16, 2020, available from internet, www.amazon.com (Year: 2013).*

(Continued)

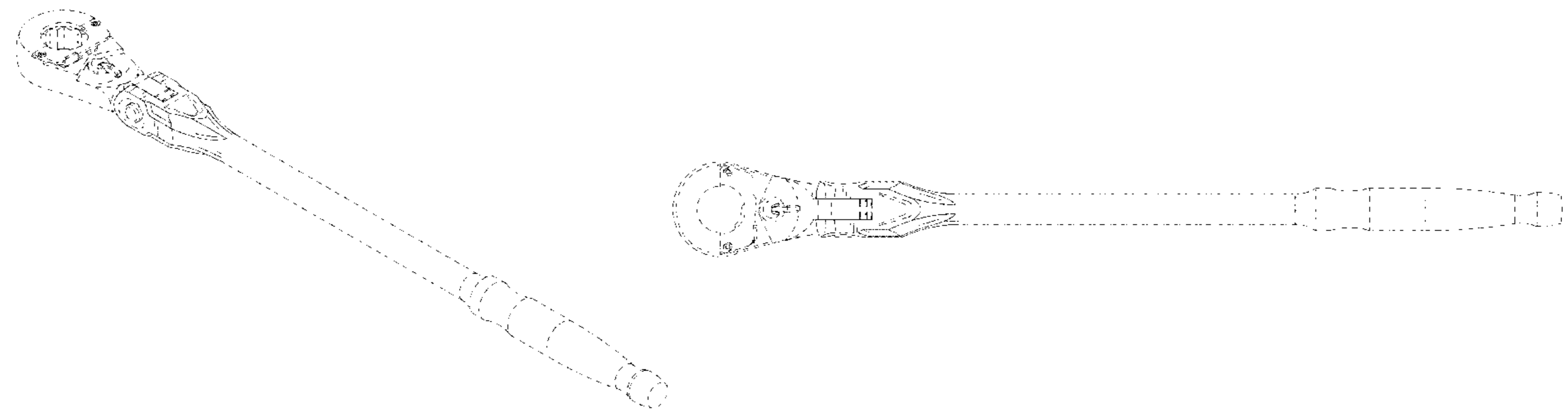
Primary Examiner — Keli L Hill
Assistant Examiner — Sara S Sahneh
(74) *Attorney, Agent, or Firm* — Alan D. Kamrath; Mayer & Williams PC

(57) **CLAIM**
The ornamental design for a flex-head tool, as shown and described.

DESCRIPTION

FIG. 1 is a perspective view of a flex-head tool showing my new design;
FIG. 2 is a front view thereof;
FIG. 3 is a rear view thereof;
FIG. 4 is a left view thereof;
FIG. 5 is a right view thereof;
FIG. 6 is a top view thereof; and,
FIG. 7 is a bottom view thereof.
The broken lines depict portions of the flex-head tool in which the design is embodied that are not considered part of the claimed design.

1 Claim, 6 Drawing Sheets



(56)

References Cited

OTHER PUBLICATIONS

Central Purchasing, LLC, Pittsburgh 3 Piece Flex Head Stubby Ratchets, Date first available Jan. 18, 2012, [online]retrieved Apr. 16, 2020, available from internet, www.amazon.com (Year: 2012).*

ALLTRADE, Powerbuilt—Compact 3/8" Drive Swivel Head Ratchet, Hand Tools, Sockets—Drive Tools, Sockets—3/8" Drive, Date first available Dec. 19, 2018, [online]retrieved Apr. 16, 2020, available from internet, www.amazon.com (Year: 2018).*

TEKTON ,TEKTON 3/8 Inch Drive×12 Inch Flex Head Bent Handle RatchetDate first available Oct. 4, 2018, [online]retrieved Apr. 16, 2020, available from internet, www.amazon.com (Year: 2018).*

* cited by examiner

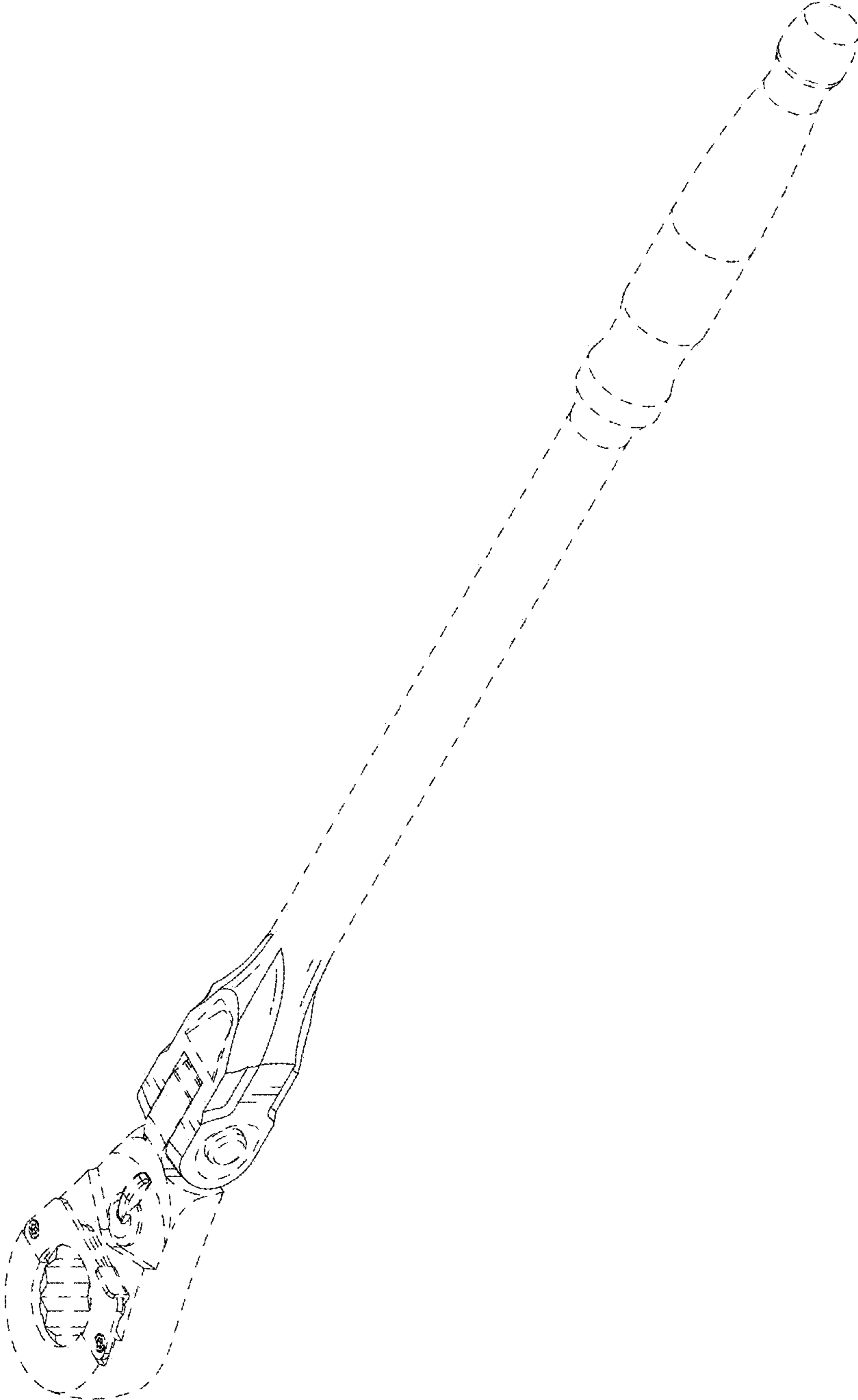


FIG. 1




FIG. 2



FIG. 3

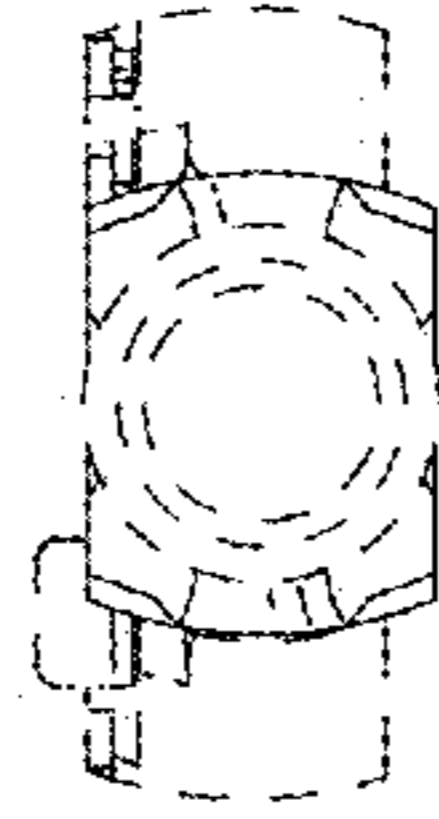


FIG. 5



FIG. 4

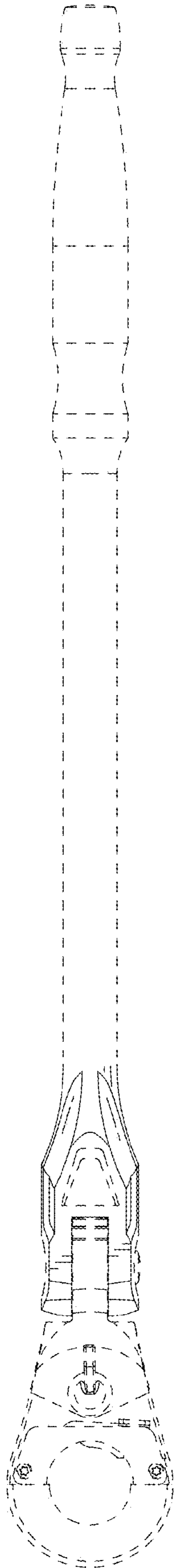


FIG. 6

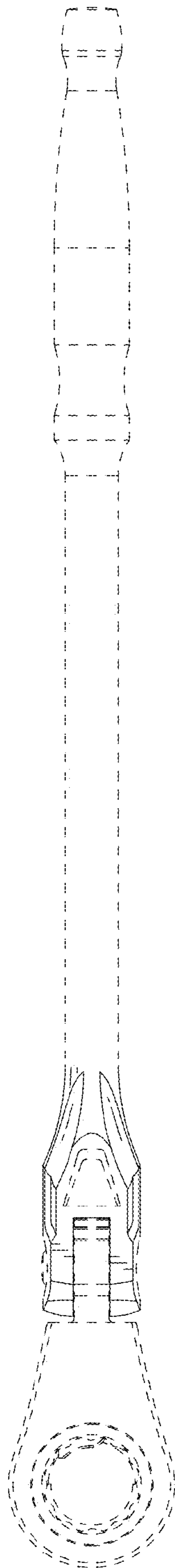


FIG. 7