



US00D893947S

(12) **United States Design Patent**  
**Pulk**

(10) **Patent No.:** **US D893,947 S**

(45) **Date of Patent:** **\*\* Aug. 25, 2020**

(54) **CHEF KNIFE**

(71) Applicant: **Mihkel Pulk**, North Manly (AU)

(72) Inventor: **Mihkel Pulk**, North Manly (AU)

(\*\*) Term: **15 Years**

(21) Appl. No.: **29/710,954**

(22) Filed: **Oct. 28, 2019**

(51) **LOC (12) Cl.** ..... **07-03**

(52) **U.S. Cl.**  
USPC ..... **D7/401.2; D7/649; D7/413**

(58) **Field of Classification Search**  
USPC ..... D7/393-395, 401.2, 642-652, 693,  
D7/695-696; D8/93, 97-100, 107, 300,  
D8/321; D22/117-118  
CPC ..... A01B 1/20; A01B 1/22; A22C 25/006;  
A47G 21/06; A47G 21/065; A61B  
17/3211; A61B 17/3213; B21D 53/64;  
B25G 3/36; B26B 1/00; B26B 1/08;  
B26B 1/10; B26B 3/00; B26B 3/02;  
B26B 3/03; B26B 3/04; B26B 3/06;  
B26B 5/00; B26B 5/001; B26B 5/007;  
B26B 7/00; B26B 7/005; B26B 9/00;  
B26B 9/02; B26B 11/00; B26B 11/006;  
B26B 17/00; B26B 17/006; B26B 29/02  
See application file for complete search history.

(56) **References Cited**

**U.S. PATENT DOCUMENTS**

D595,544 S \* 7/2009 Thun ..... D7/649  
D632,934 S \* 2/2011 Thun ..... D7/649

D658,455 S 5/2012 Wang et al.  
D674,670 S \* 1/2013 Thun ..... D7/649  
D693,642 S \* 11/2013 Chen ..... D7/401.2  
D698,615 S \* 2/2014 Wandrup ..... D7/649  
D706,085 S \* 6/2014 Tarrerias ..... D7/649  
D710,158 S \* 8/2014 Berger ..... D7/401.2  
D714,103 S 9/2014 Kusanagi  
D721,537 S \* 1/2015 Schmidt ..... D7/401.2  
D749,915 S \* 2/2016 Haas ..... D7/649  
D792,153 S \* 7/2017 Wynne ..... D7/401.2  
D796,913 S \* 9/2017 Liu ..... D7/649  
D803,011 S \* 11/2017 Liu ..... D7/649  
D816,433 S 5/2018 Murken et al.  
D871,136 S \* 12/2019 Brouillac ..... D7/401.2

\* cited by examiner

*Primary Examiner* — Ricky Pham

(74) *Attorney, Agent, or Firm* — Christopher Pilling

(57) **CLAIM**

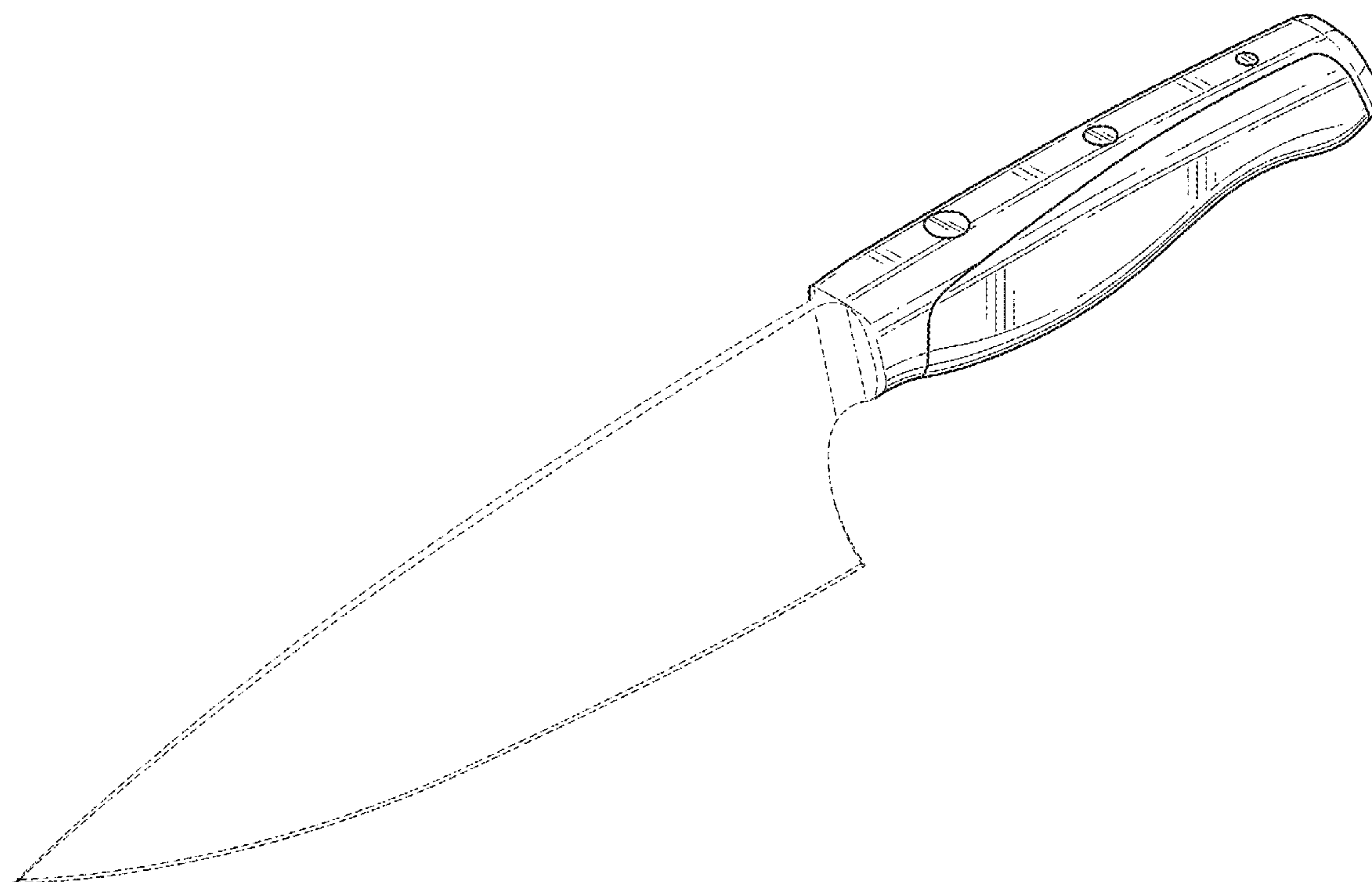
The ornamental design for a chef knife, as shown and described.

**DESCRIPTION**

FIG. 1 is a top, side perspective view of a chef knife in accordance with the present invention;  
FIG. 2 is a front view thereof;  
FIG. 3 is a rear view thereof;  
FIG. 4 is a left side view thereof;  
FIG. 5 is a right side view thereof;  
FIG. 6 is a bottom view thereof; and,  
FIG. 7 is a top view thereof.

The broken lines shown in the drawing depict portions of the chef knife that form no part of the claimed design.

**1 Claim, 7 Drawing Sheets**



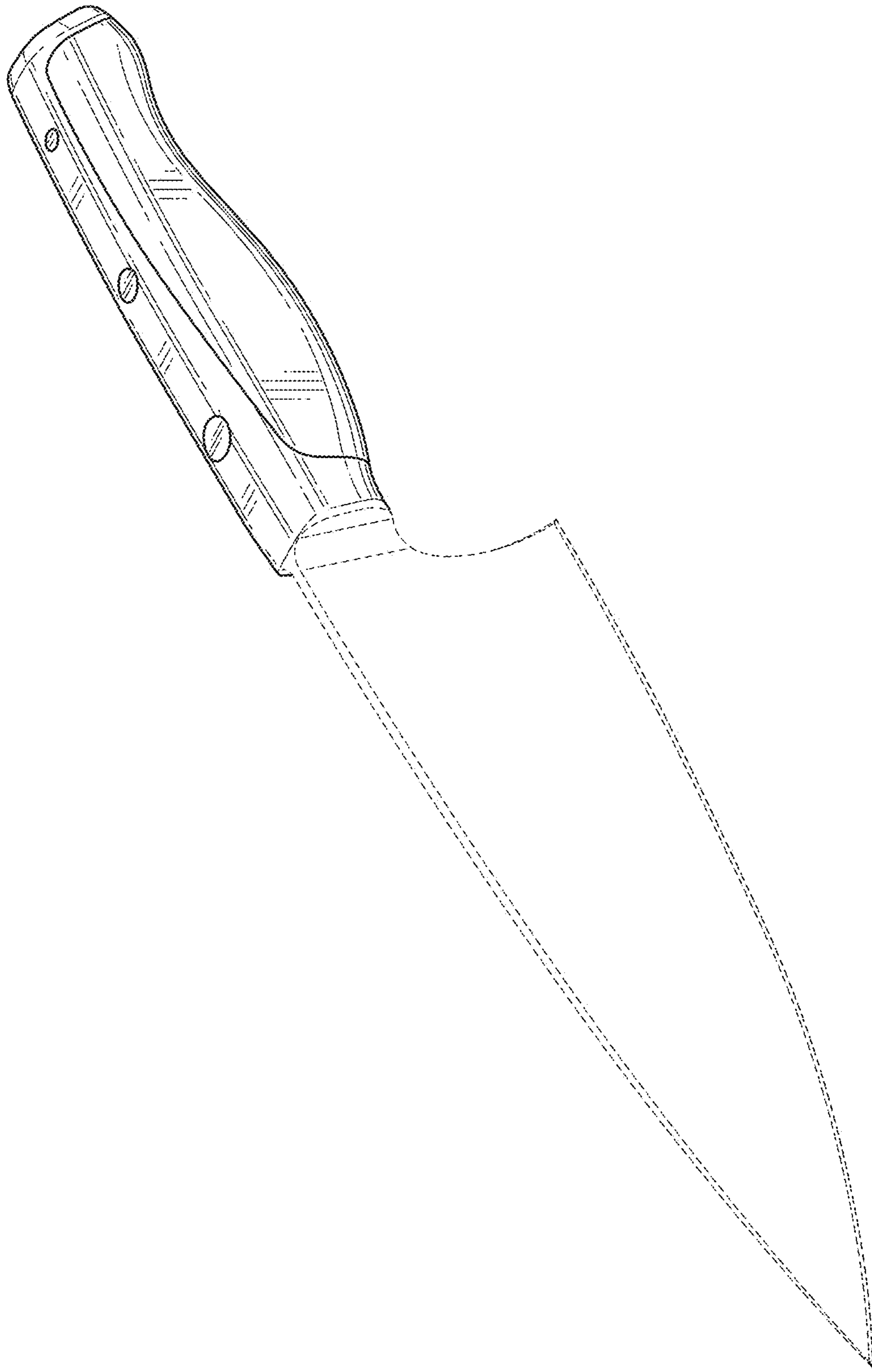


FIG. 1

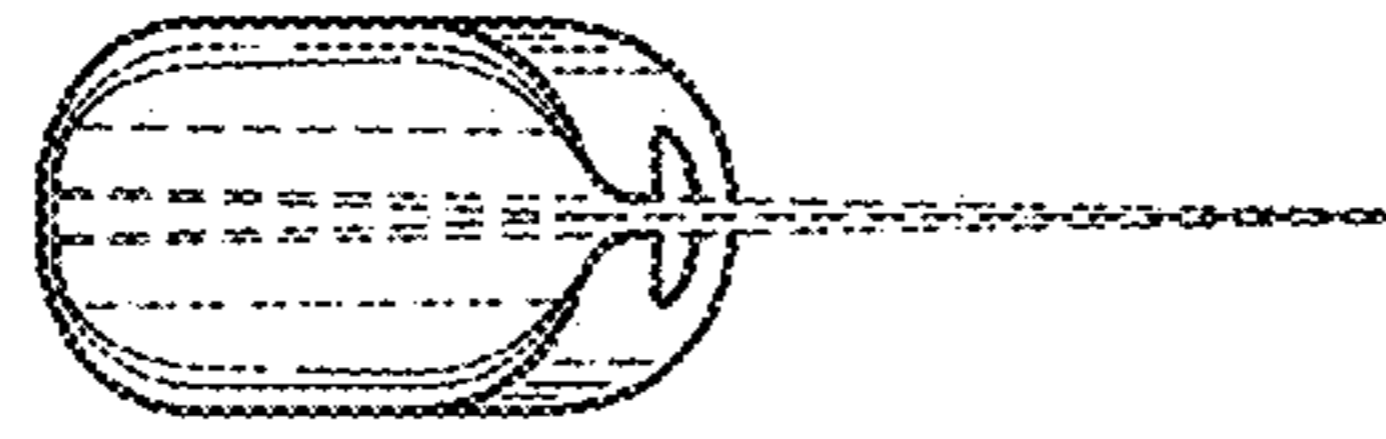


FIG. 2

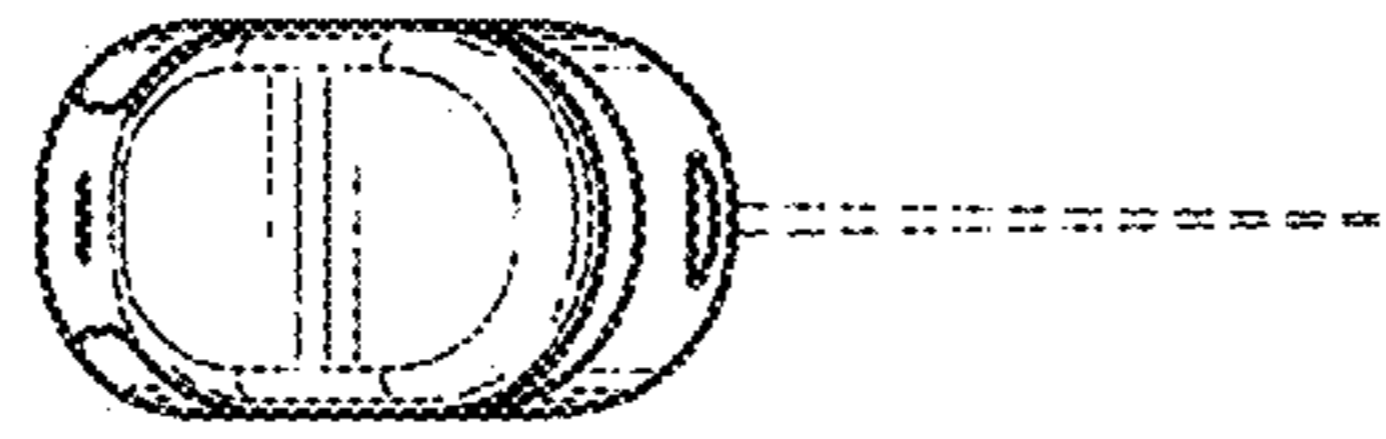


FIG. 3




FIG. 4




FIG. 5

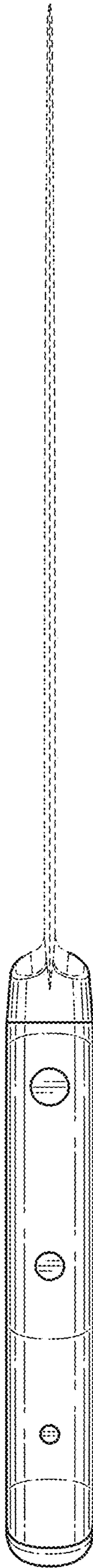


FIG. 6

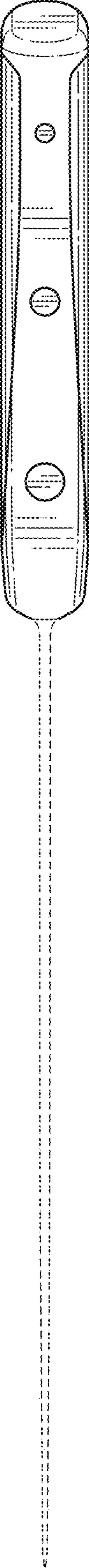


FIG. 7