



US00D893917S

(12) **United States Design Patent** (10) **Patent No.:** **US D893,917 S**
Bellot (45) **Date of Patent:** **** Aug. 25, 2020**

(54) **CUSHION**
(71) Applicant: **Alberto Bellot**, Vicenza (IT)
(72) Inventor: **Alberto Bellot**, Vicenza (IT)
(73) Assignee: **TECHNOGEL ITALIA S.R.L.** (IT)
(**) Term: **15 Years**

(21) Appl. No.: **29/691,483**
(22) Filed: **May 16, 2019**

(30) **Foreign Application Priority Data**

Feb. 21, 2019 (EM) 006264156-0003

(51) **LOC (12) Cl.** **06-09**
(52) **U.S. Cl.**
USPC **D6/601**

(58) **Field of Classification Search**
USPC D6/582-583, 587-592, 595-609,
D6/617-622; D21/803-809; D24/183
CPC A47G 9/00; A47G 2009/001; A47G
2009/002; A47G 2009/003; A47G 9/10;
A47G 9/1009; A47G 2009/1018; A47G
9/1045; A47G 9/1081; A47G 9/109
See application file for complete search history.

(56) **References Cited**

U.S. PATENT DOCUMENTS

3,921,626 A * 11/1975 Neel A61F 5/055
602/18
6,058,517 A * 5/2000 Hartunian A41D 13/0512
2/468

D475,139 S * 5/2003 Myoga D24/191
D582,045 S * 12/2008 James D24/191
D637,436 S * 5/2011 Lovinger D6/601
D713,535 S * 9/2014 Chiang D24/191
D780,483 S * 3/2017 della Santina D6/601
D823,026 S * 7/2018 Shi D6/601
2006/0206992 A1 * 9/2006 Godshaw A61F 5/028
2/338
2017/0000273 A1 * 1/2017 Mitchell A47C 7/383

* cited by examiner

Primary Examiner — Jennifer L Rempfer

(74) *Attorney, Agent, or Firm* — Dentons Cohen & Grigsby P.C.

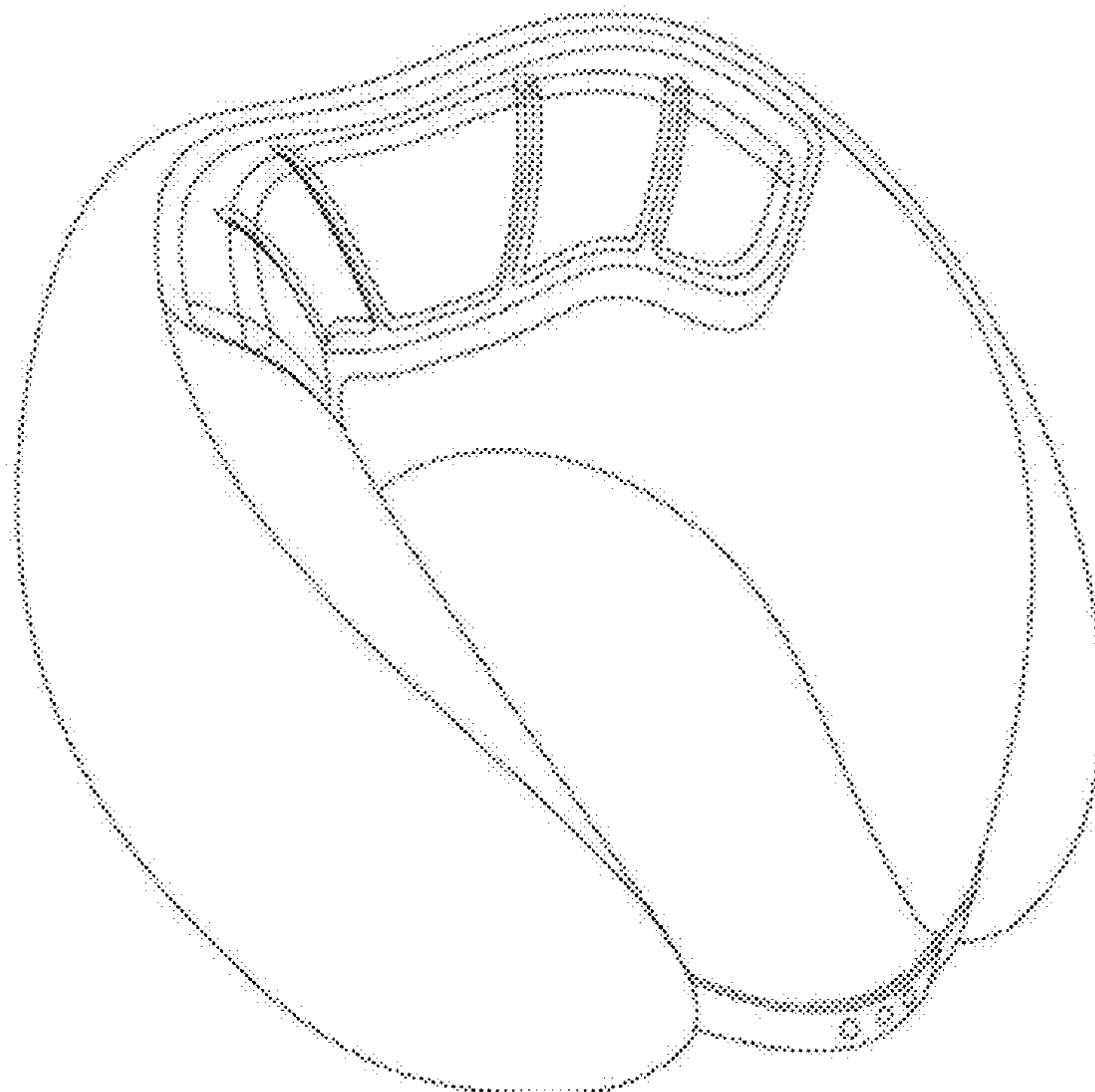
(57) **CLAIM**

The ornamental design for a cushion, as shown and described.

DESCRIPTION

FIG. 1 is a top perspective view of the cushion in a closed position, such as around a user's neck.
FIG. 2 is a top perspective view of the cushion in an opened position, such as around the user's waist.
FIG. 3 is a front perspective view of the cushion.
FIG. 4 is a front view of the cushion.
FIG. 5 is a back view of the cushion.
FIG. 6 is a top view of the cushion.
FIG. 7 is a bottom view of the cushion.
FIG. 8 is a left side view of the cushion; and,
FIG. 9 is a right side view of the cushion.
The broken line showing in FIG. 2 is for the purpose of illustrating possible attachments to the cushion and forms no part of the claimed design.

1 Claim, 8 Drawing Sheets



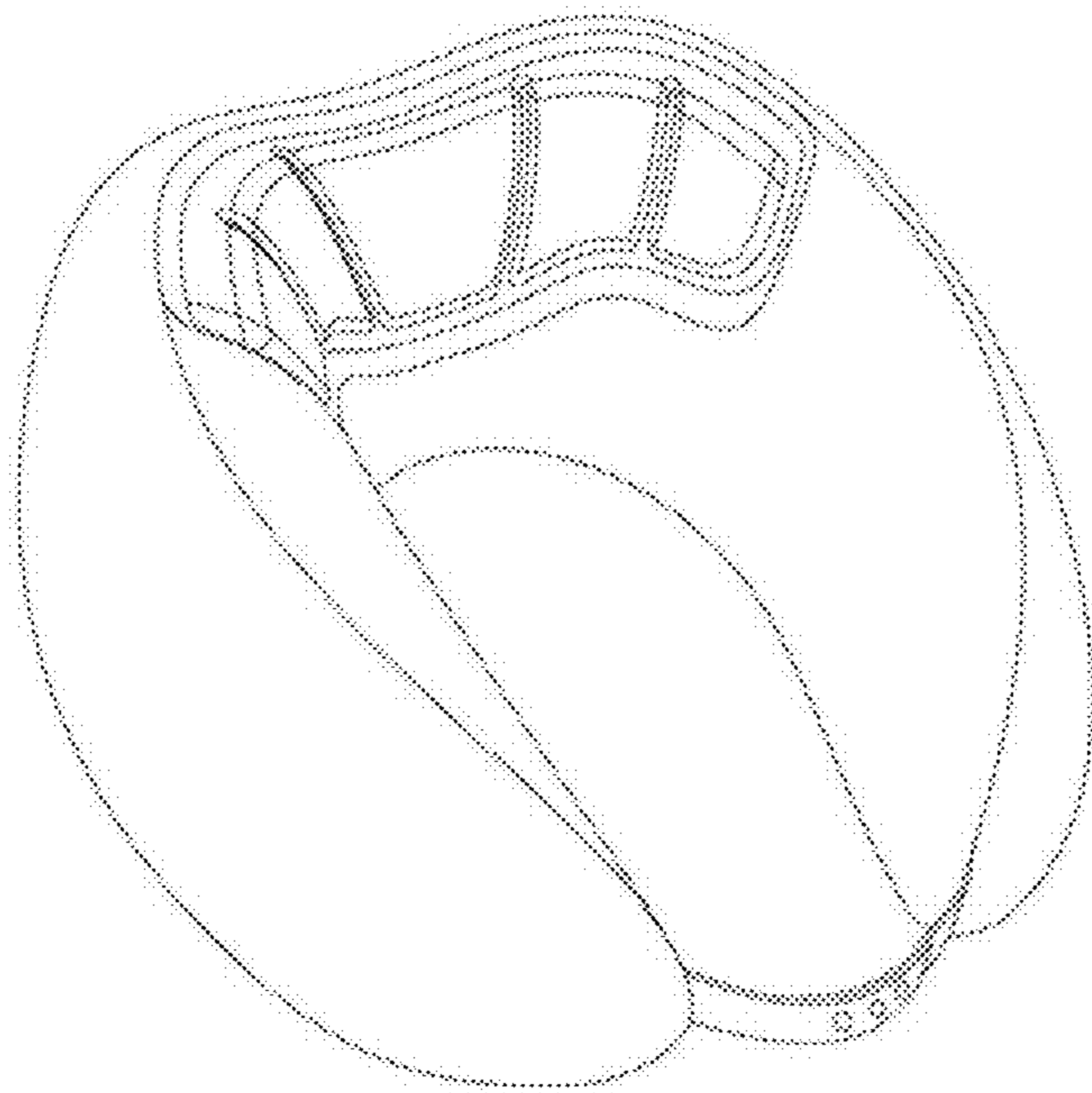


FIG. 1

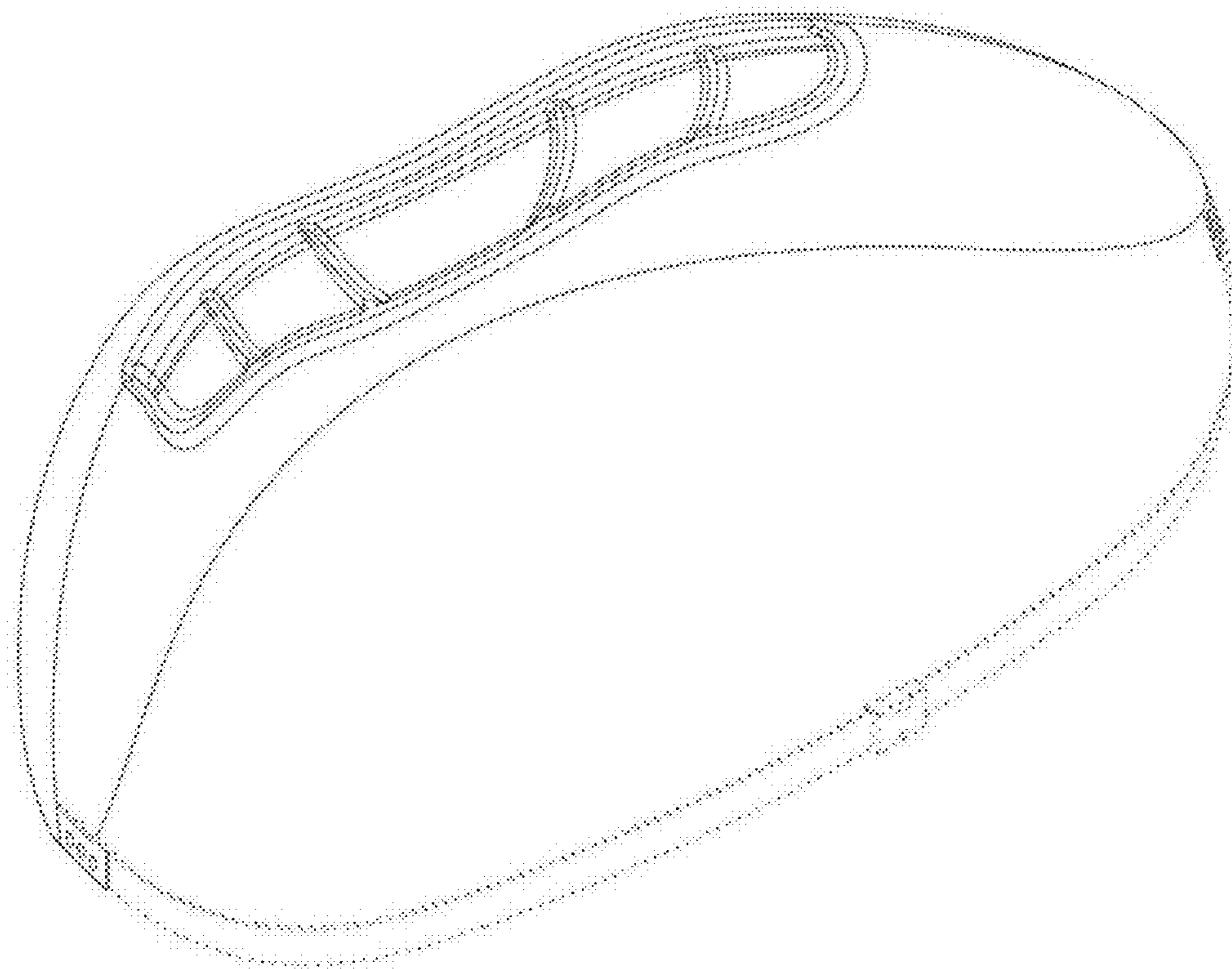


FIG. 2

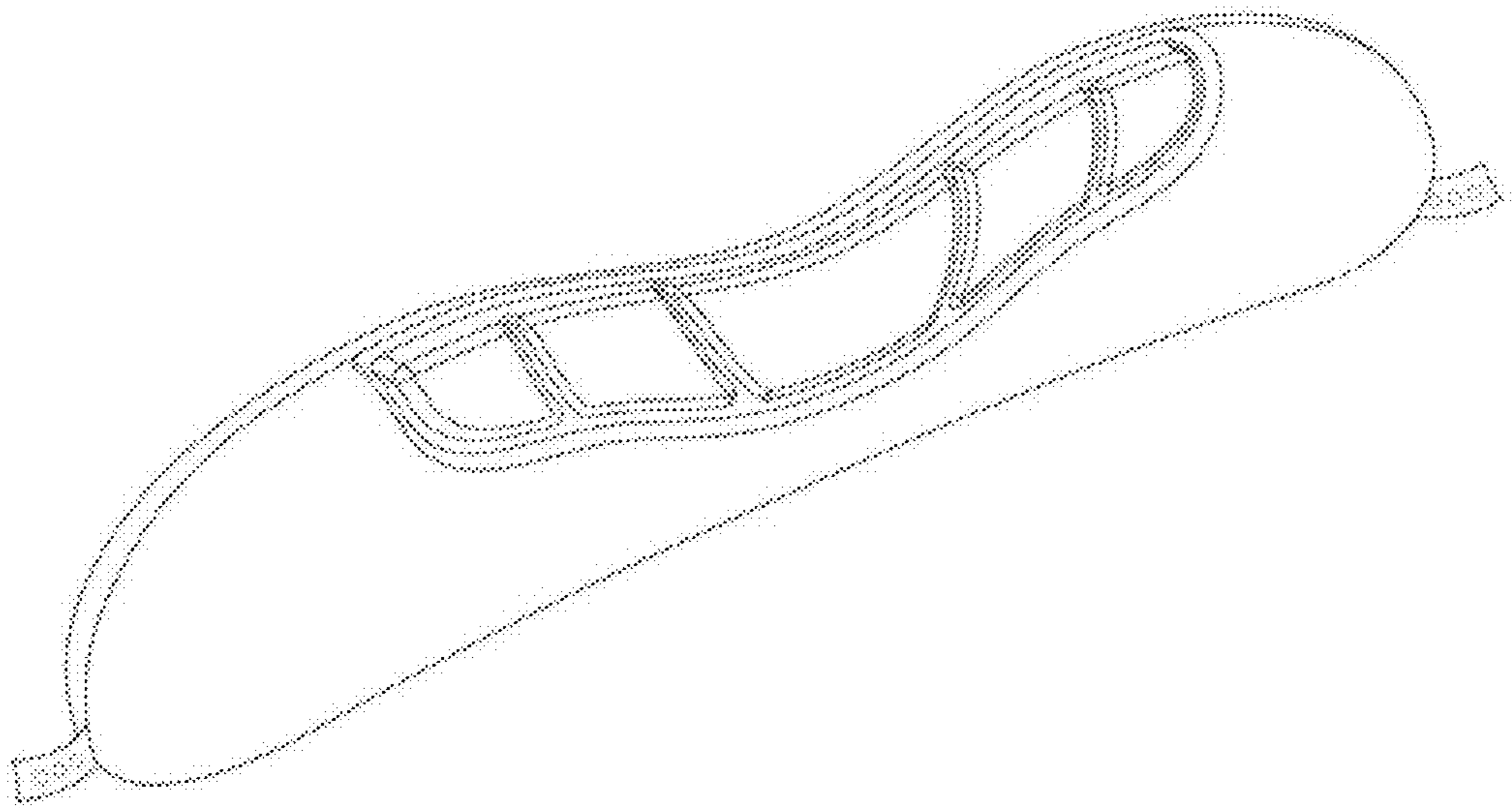


FIG. 3

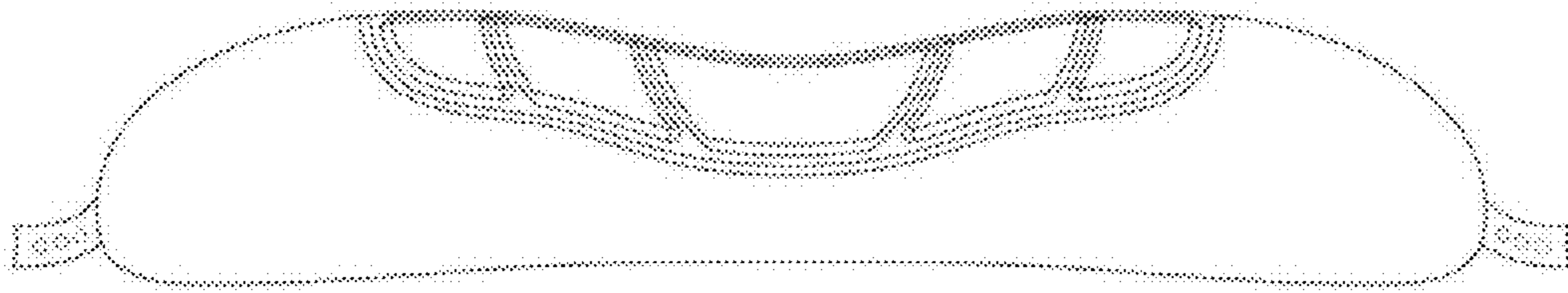


FIG. 4




FIG. 5




FIG. 6




FIG. 7



FIG. 8



FIG. 9