



US00D893911S

(12) **United States Design Patent** (10) **Patent No.:** **US D893,911 S**
Gori (45) **Date of Patent:** **** Aug. 25, 2020**

(54) **CHAIR**
(71) Applicant: **Beaufurn, LLC**, Advance, NC (US)
(72) Inventor: **Cristian Gori**, Colle di Val d'Elsa (IT)
(73) Assignee: **Beaufurn, LLC**, Advance, NC (US)
(**) Term: **15 Years**

D770,794 S * 11/2016 Hayon D6/375
D778,657 S * 2/2017 Morrison D6/373
D798,624 S * 10/2017 Ono D6/366
D825,949 S * 8/2018 Bouroullec D6/374
D860,666 S * 9/2019 Urquiola D6/360
D863,806 S * 10/2019 Maly D6/375
D871,788 S * 1/2020 Gori D6/360
D878,838 S * 3/2020 Urquiola D6/716

(21) Appl. No.: **29/716,804**
(22) Filed: **Dec. 12, 2019**

Related U.S. Application Data

(62) Division of application No. 29/634,932, filed on Jan. 25, 2018, now Pat. No. Des. 871,788.
(51) **LOC (12) Cl.** **06-01**
(52) **U.S. Cl.**
USPC **D6/374**
(58) **Field of Classification Search**
USPC D6/334, 341, 349, 352, 353, 360, 364,
D6/373, 375, 677, 692, 700, 708, 716,
D6/350, 369, 708.16, 366, 374, 71
CPC A47C 3/34; A47C 7/506; A47C 9/007;
A47C 13/023; A47C 4/028; A47C 4/02
See application file for complete search history.

(56) **References Cited**

U.S. PATENT DOCUMENTS

D390,369 S * 2/1998 Breen D6/366
D412,417 S * 8/1999 Jenkins D6/366
D546,573 S * 7/2007 Klaasen, II D6/366
D546,594 S * 7/2007 Kane D6/366
D547,078 S * 7/2007 Huang D6/366
D742,153 S * 11/2015 Hui D6/375
D759,987 S * 6/2016 Dong D6/375

OTHER PUBLICATIONS

“S-1 Chair” Feb. 12, 2018, static1.squarespace.com, p. 5, site visited Apr. 21, 2020 <https://static1.squarespace.com/static/572ff8a61bbee07454de5642/t/5a81c17d9140b7beb7490d9e/1518453218375/2.12.18+Beaufurn+Pricelist_February+2018.pdf> (Year: 2018).*

* cited by examiner

Primary Examiner — Kevin K Rudzinski
Assistant Examiner — Paul D Bohannon
(74) *Attorney, Agent, or Firm* — MacCord Mason PLLC

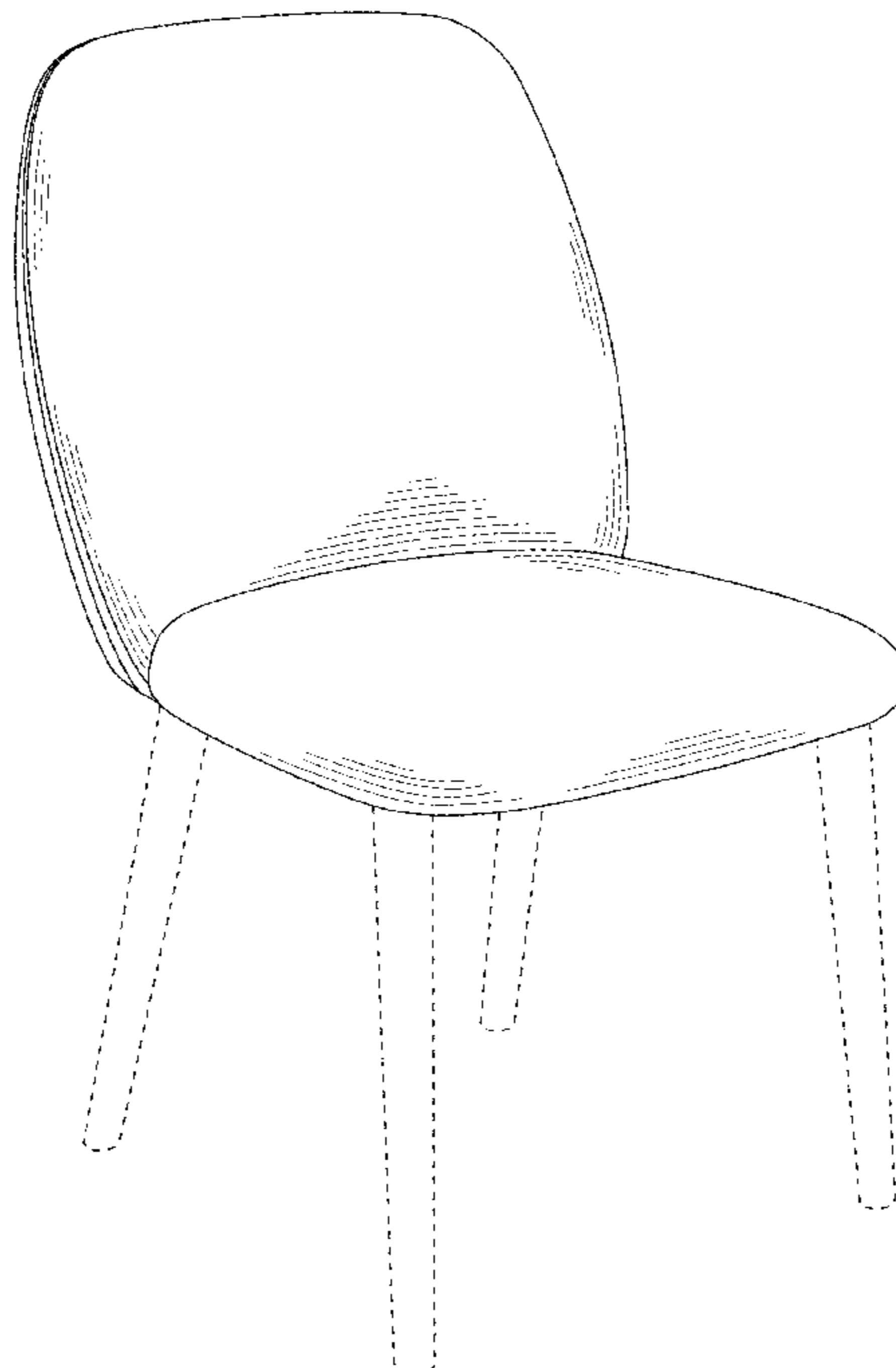
(57) **CLAIM**

The ornamental design for a chair, as shown and described.

DESCRIPTION

FIG. 1 is a front perspective view of a chair of the design; FIG. 2 is a front elevation view of a chair of the design; FIG. 3 is a right side elevation view of the design, the opposite side elevation view being a mirror image; FIG. 4 is a rear elevation view of the chair of the design; and, FIG. 5 is a top plan view of the chair of the design. The objects show in dotted lines depict environment and form no part of the claimed design.

1 Claim, 5 Drawing Sheets






FIG. 1




FIG. 2

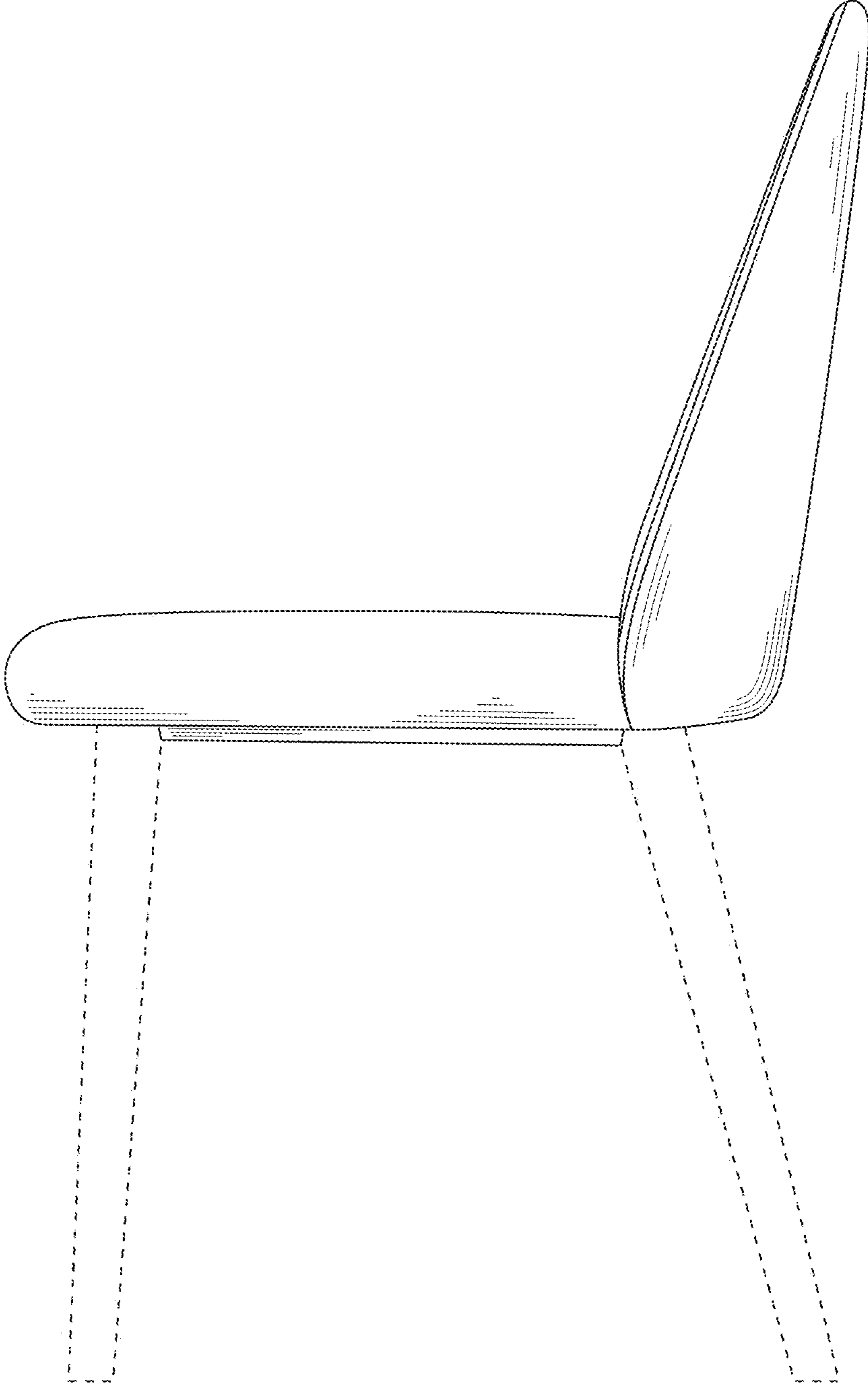


FIG. 3

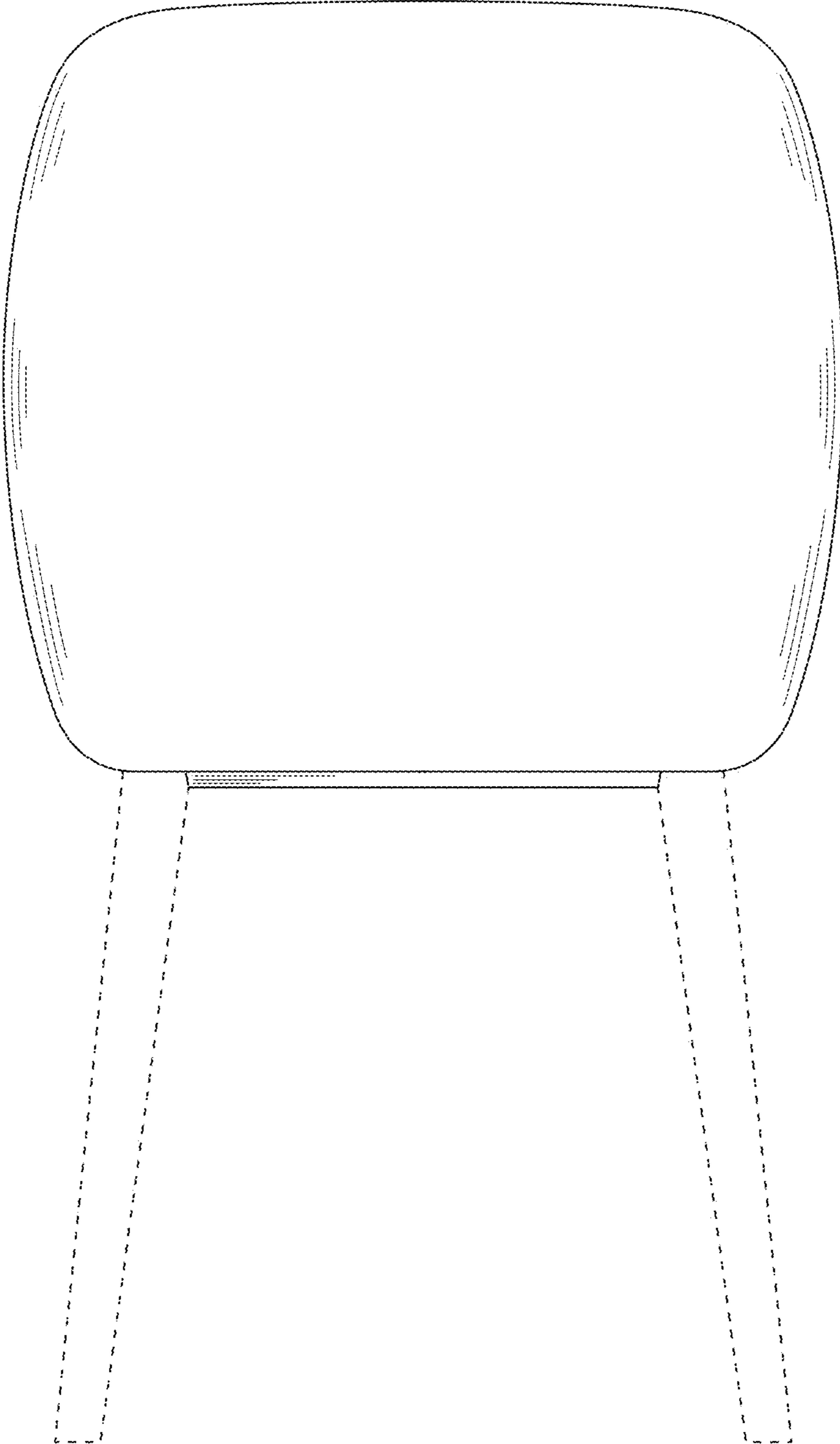


FIG. 4




FIG. 5