



US00D893903S

(12) **United States Design Patent**  
**Gfesser et al.**

(10) **Patent No.: US D893,903 S**

(45) **Date of Patent: \*\* Aug. 25, 2020**

(54) **BAR STOOL BASE HAVING WOOD LEGS**

(71) Applicant: **Trendler Inc.**, Chicago, IL (US)

(72) Inventors: **Martin F. Gfesser**, Glen Ellyn, IL (US); **Stefan A. Gfesser**, Schaumburg, IL (US)

(73) Assignee: **Trendler, Inc.**, Chicago, IL (US)

(\*\*) Term: **15 Years**

(21) Appl. No.: **29/645,643**

(22) Filed: **Apr. 27, 2018**

(51) **LOC (12) Cl.** ..... **06-01**

(52) **U.S. Cl.**  
USPC ..... **D6/360**

(58) **Field of Classification Search**  
USPC ..... D6/334, 341, 349, 350, 352, 353, 360,  
D6/364, 369, 370, 373, 374, 375, 380,  
D6/677, 692, 700, 708, 708.16, 716, 351  
CPC ..... A47C 3/34; A47C 7/506; A47C 9/007;  
A47C 13/023; A47C 4/028; A47C 4/02;  
A47C 7/004; A47D 1/00

See application file for complete search history.

(56) **References Cited**

**U.S. PATENT DOCUMENTS**

72,635 A 12/1867 Heywood  
275,384 A 4/1883 Howe  
300,921 A 6/1884 Walter

(Continued)

**OTHER PUBLICATIONS**

“Flash Furniture Hercules Series Black Ladder Back Swivel Metal Barstool—Black Vinyl Seat” Jul. 10, 2013, amazon.com, site visited Jan. 10, 2020 <<https://www.amazon.com/Flash-Furniture-HERCULER-Ladder-Barstool/dp/B00BLSEH6I>> (Year: 2013).\*

(Continued)

*Primary Examiner* — Kevin K Rudzinski

*Assistant Examiner* — Paul D Bohannon

(74) *Attorney, Agent, or Firm* — Erickson Law Group, PC

(57) **CLAIM**

The ornamental design for a bar stool base having wood legs, as shown and described.

**DESCRIPTION**

FIG. 1 is a perspective view of a bar stool base having wood legs of the invention, where the wood legs extend below top caps.

FIG. 2 is a front side view of the bar stool base of FIG. 1.

FIG. 3 is a back view of the bar stool base of FIG. 1.

FIG. 4 is a left side view of the bar stool base of FIG. 1.

FIG. 5 is a right side view of the bar stool base of FIG. 1.

FIG. 6 is a top view of the bar stool base of FIG. 1.

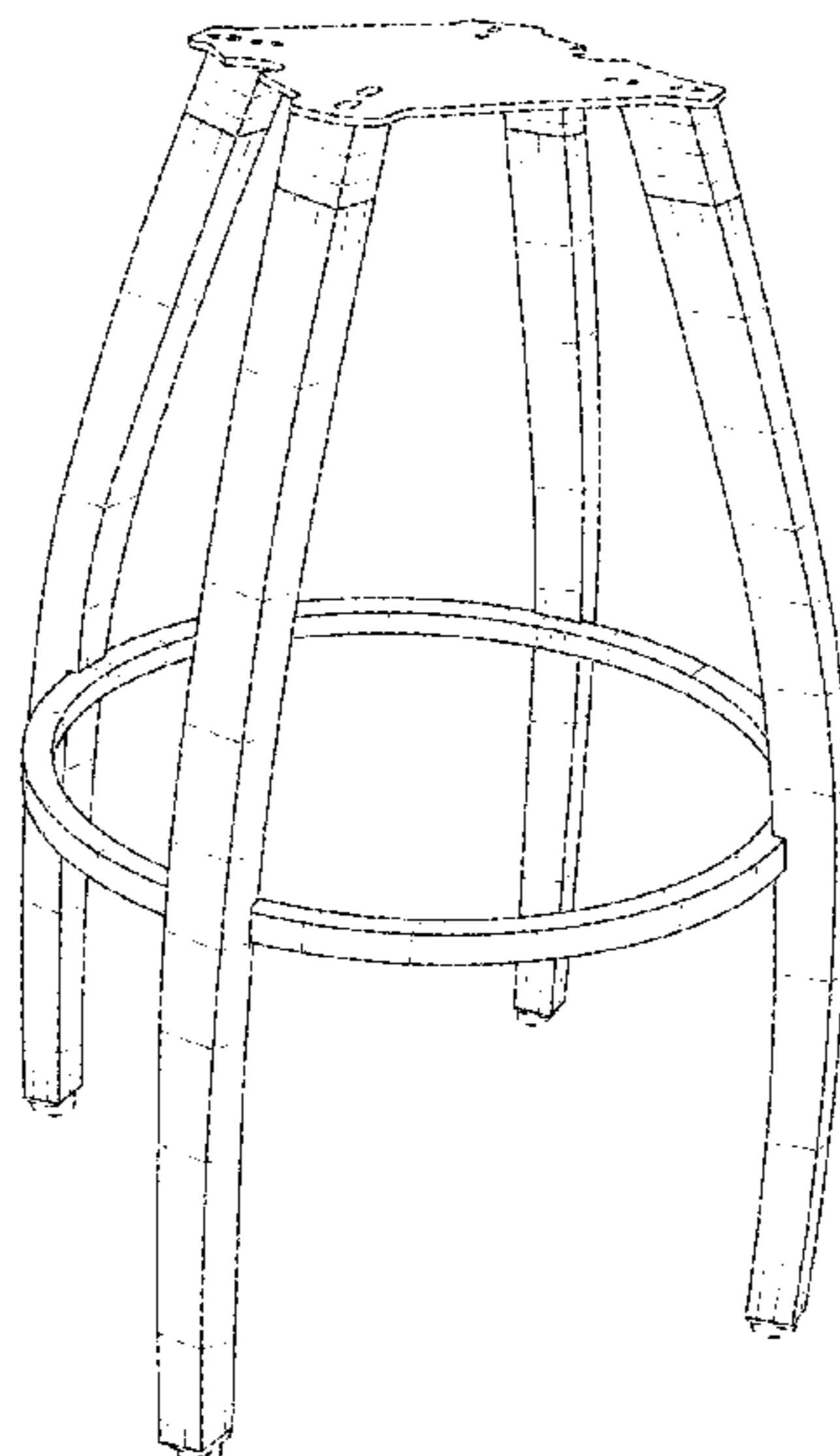
FIG. 7 is a bottom view of the bar stool base of FIG. 1.

FIG. 8 is a perspective view of a second embodiment bar stool base having wood legs, where wood line shading of the legs is shown to identify the wood legs extending below top caps. The front, back, left, right, top, and bottom views of the second embodiment are identical to those shown in FIGS. 2 through 7 except with the wood appearance of the legs shown with wood line shading as shown in FIG. 8 applied; and,

FIG. 9 a right side view of the bar stool base of FIG. 1, a seat shown in broken lines, and a human person shown sitting on the seat.

The broken lines of the bar stool base of FIGS. 1-9 are for the purpose illustrating unclaimed portions of the bar stool base and form no part of the claimed design and are not intended to limit the claimed design. The portions of the human person and the seat in FIG. 9 are not part of the claimed design and are not intended to limit the claimed design.

**1 Claim, 8 Drawing Sheets**



(56)

**References Cited**

U.S. PATENT DOCUMENTS

782,932 A \* 2/1905 Uhl ..... A47C 7/004  
248/415  
D126,270 S \* 4/1941 Panzer ..... D6/352  
2,377,002 A \* 5/1945 Greenwood ..... A47C 3/18  
248/161  
2,525,670 A \* 10/1950 Hamilton ..... A47C 7/26  
5/402  
D232,880 S \* 9/1974 Samhammer ..... D6/352  
D427,812 S 7/2000 Donnelly  
D447,365 S 9/2001 Chi  
D451,711 S 12/2001 O'Hare  
D467,742 S \* 12/2002 de Blois ..... D6/349  
6,749,265 B1 6/2004 Wang  
D530,944 S 10/2006 Samuel  
D579,676 S 11/2008 Rheault  
D713,157 S 9/2014 Carrier  
D719,749 S 12/2014 Hernandez  
9,254,041 B2 2/2016 Kessler  
D778,654 S 2/2017 Gfesser  
D800,465 S \* 10/2017 Ono ..... D6/360  
D820,611 S \* 6/2018 Ono ..... D6/352  
D824,682 S \* 8/2018 Zanayed ..... D6/352  
2008/0001462 A1 1/2008 Holland  
2011/0316313 A1 12/2011 Gasser

OTHER PUBLICATIONS

IDS Exhibit 1: a photo of bar stool having completely metal legs.  
IDS Exhibit 2: a photo of counter stool having completely metal legs.

\* cited by examiner

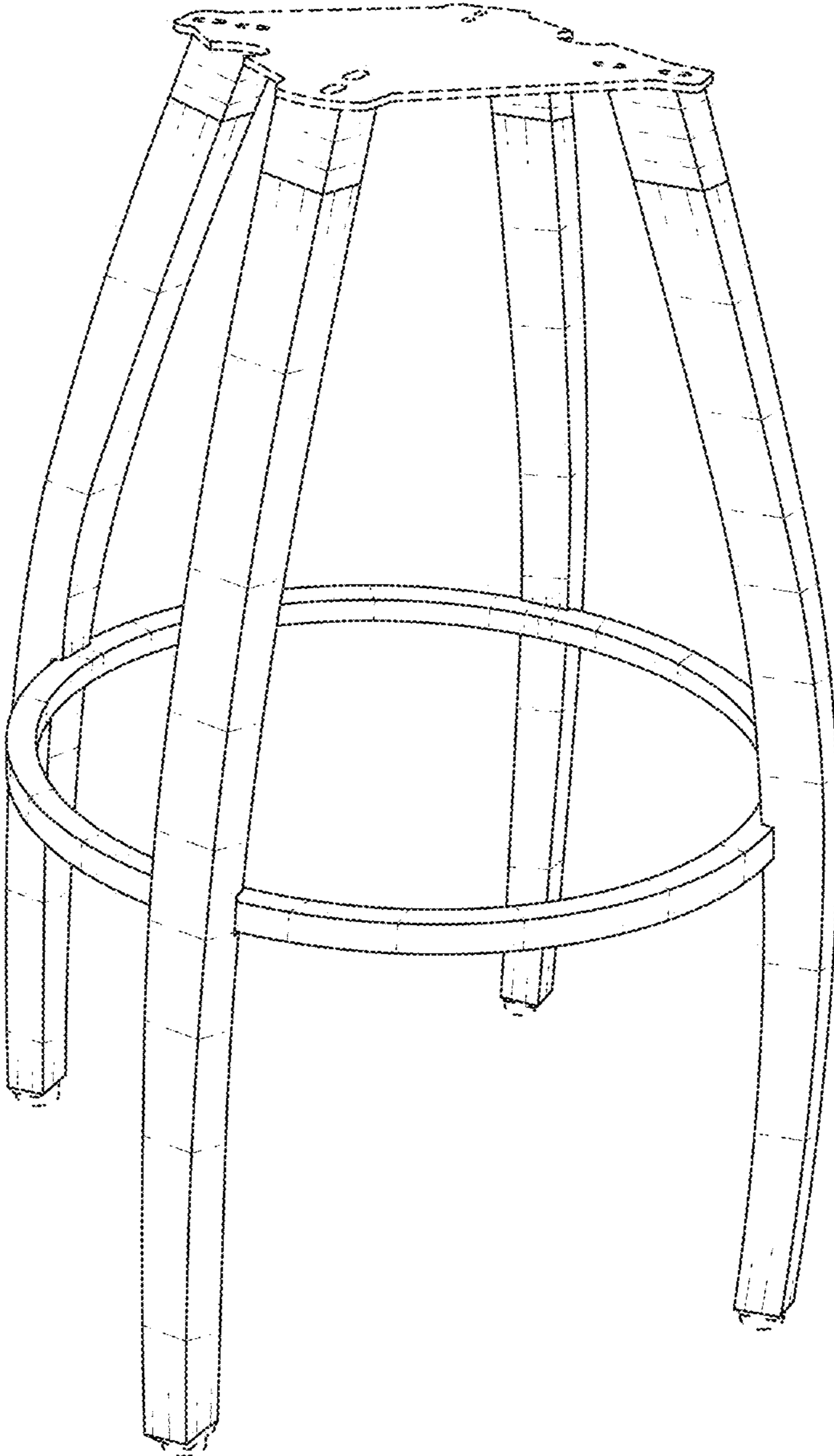


FIG. 1

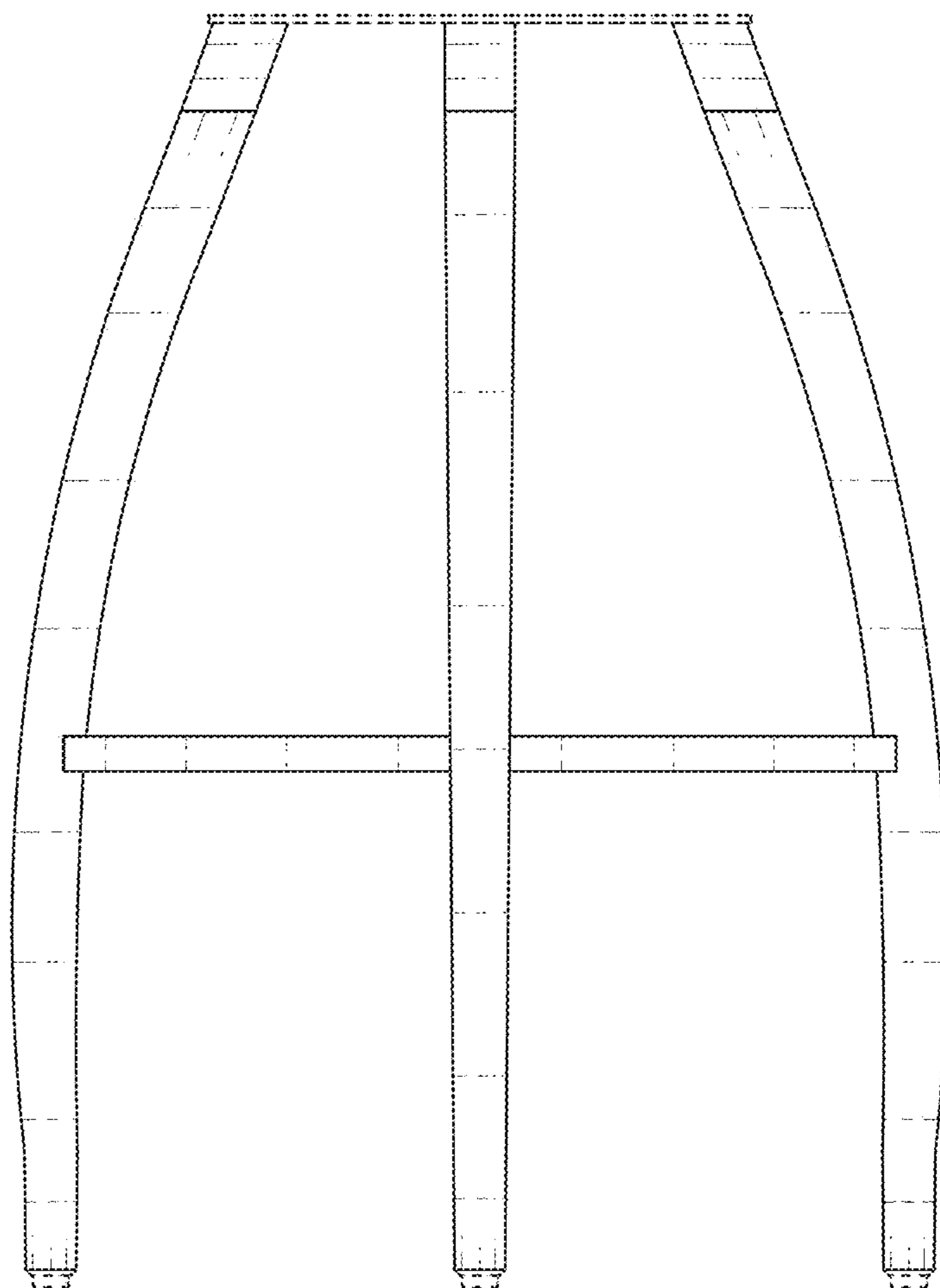


FIG. 2

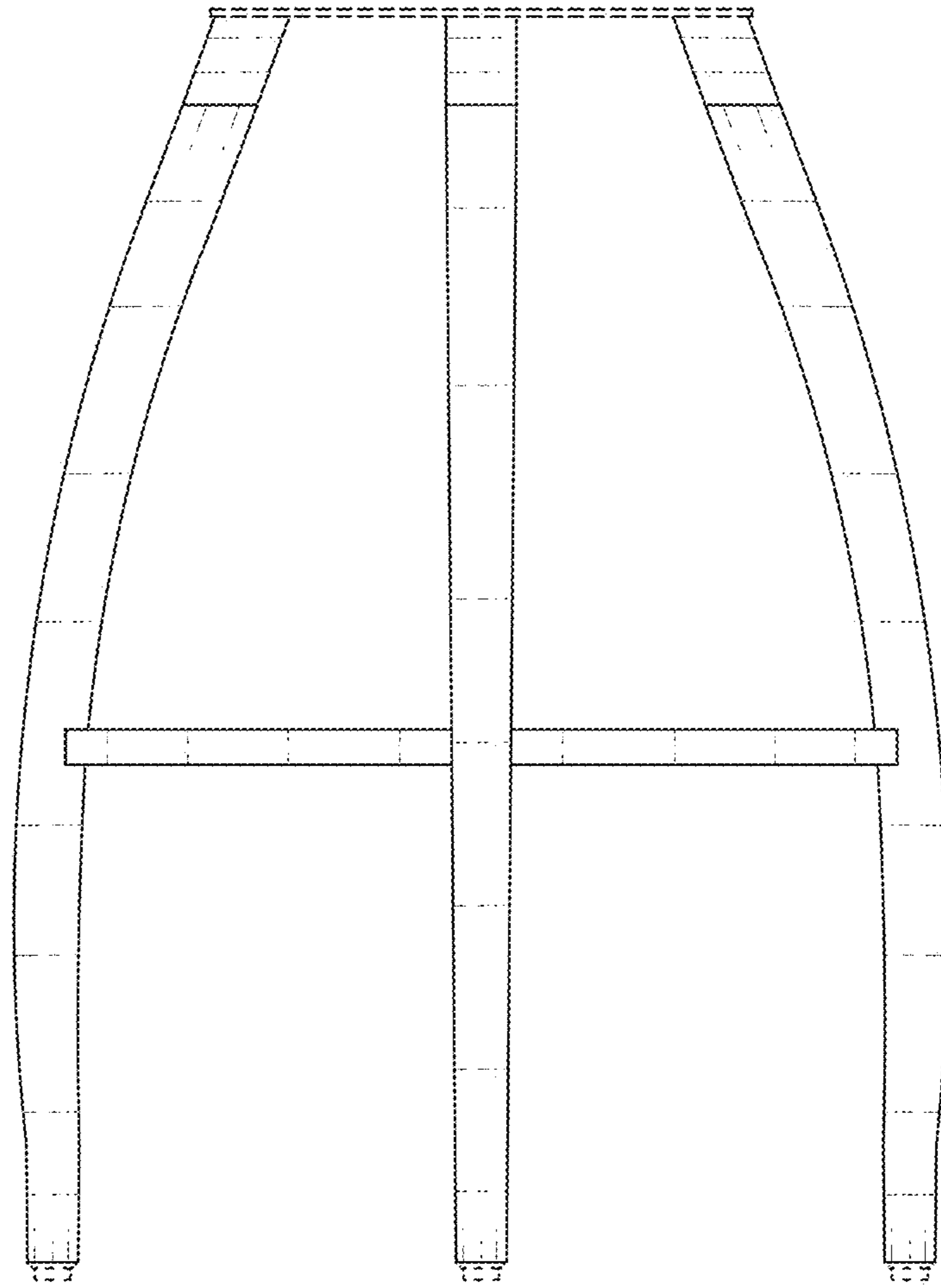


FIG. 3

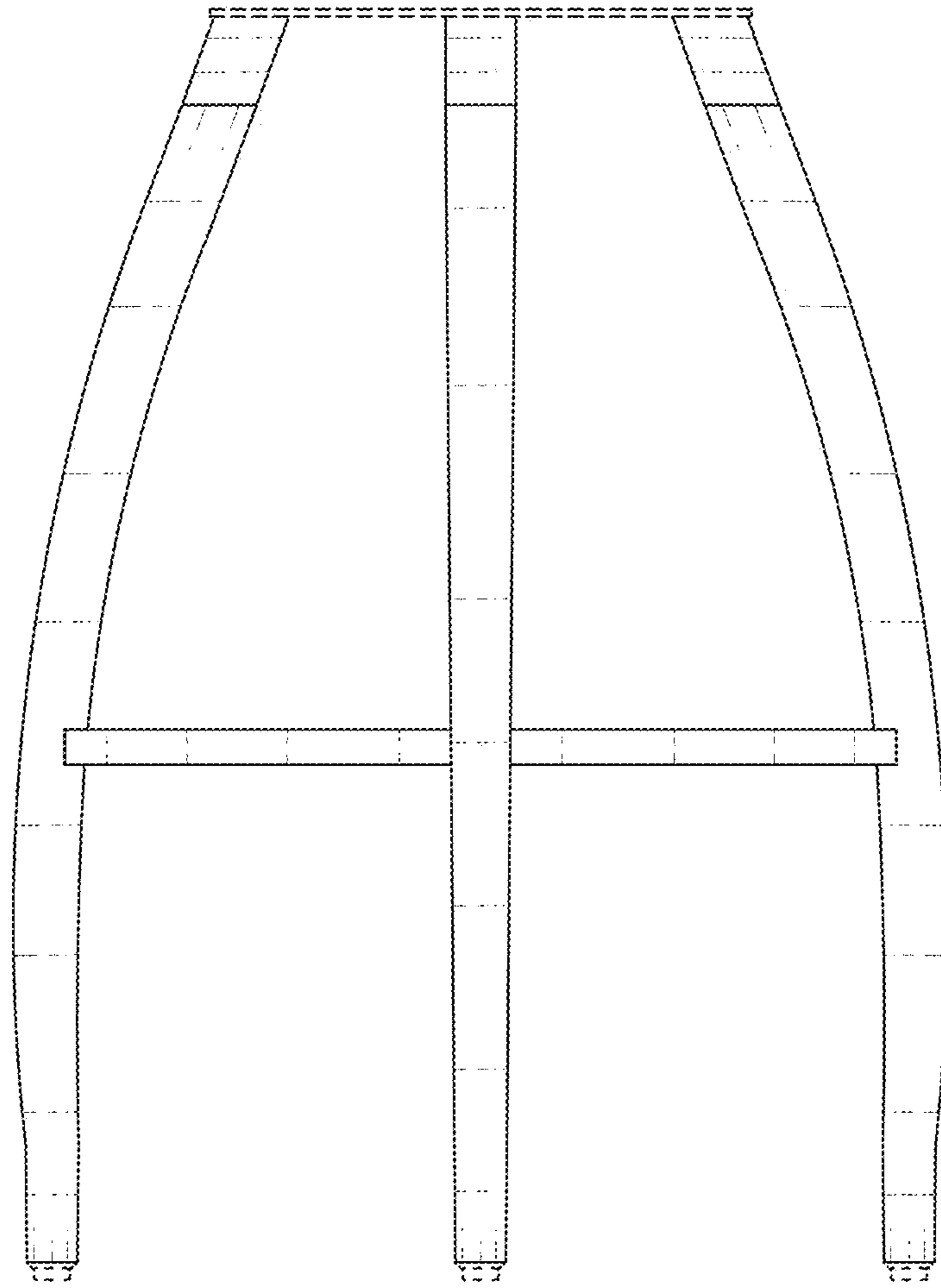


FIG. 4

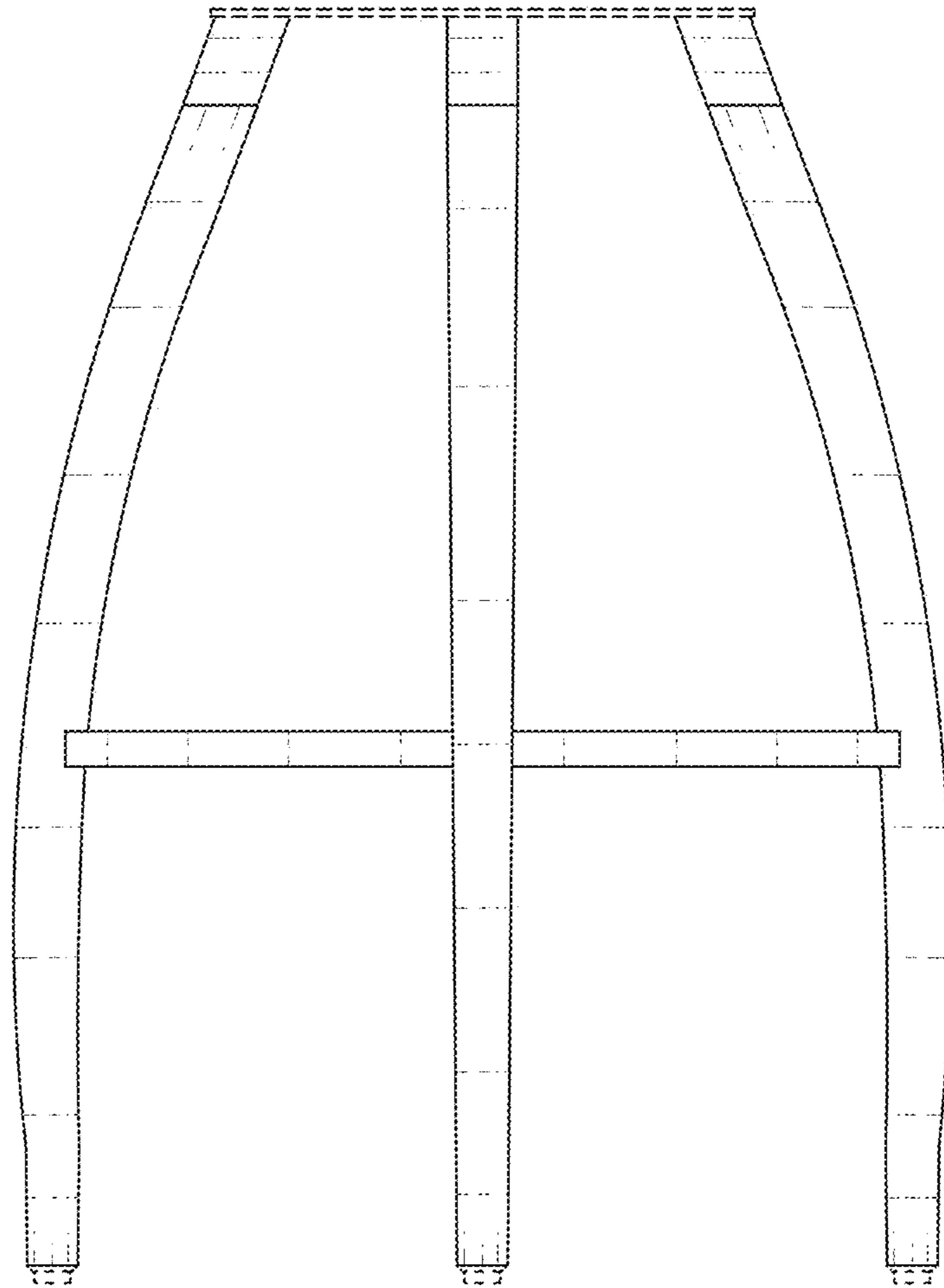


FIG. 5

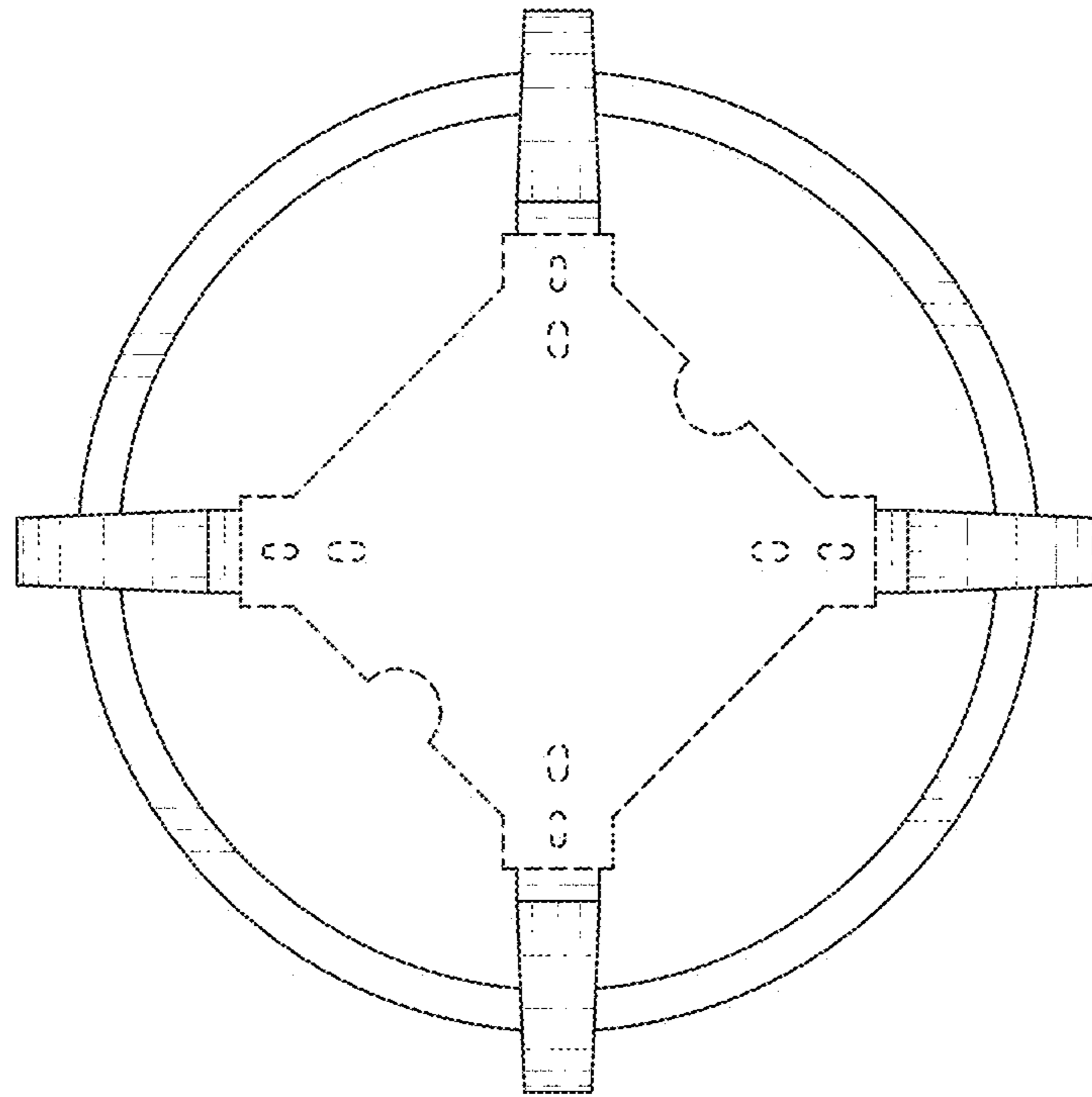


FIG. 6

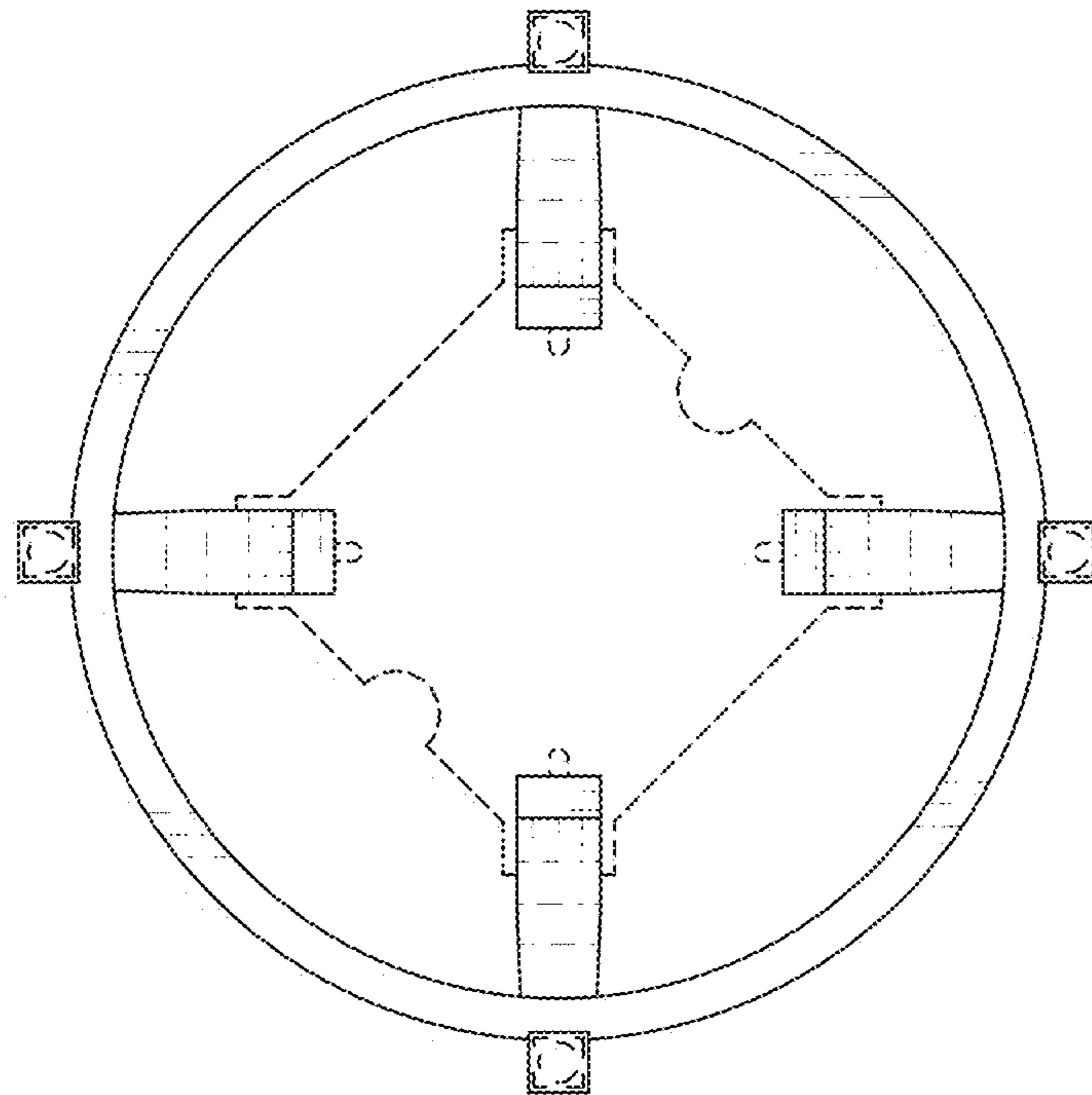


FIG. 7



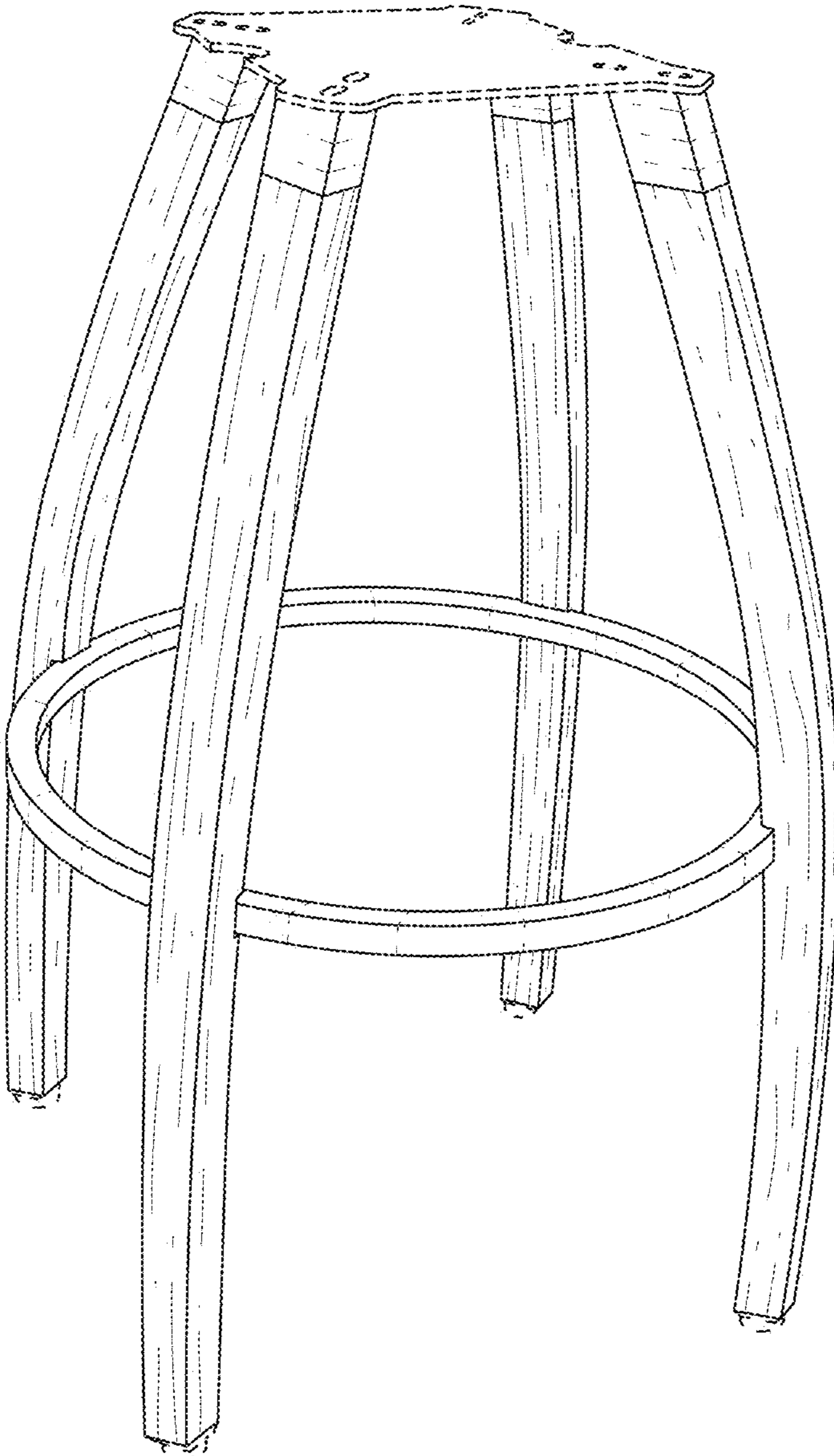


FIG. 8

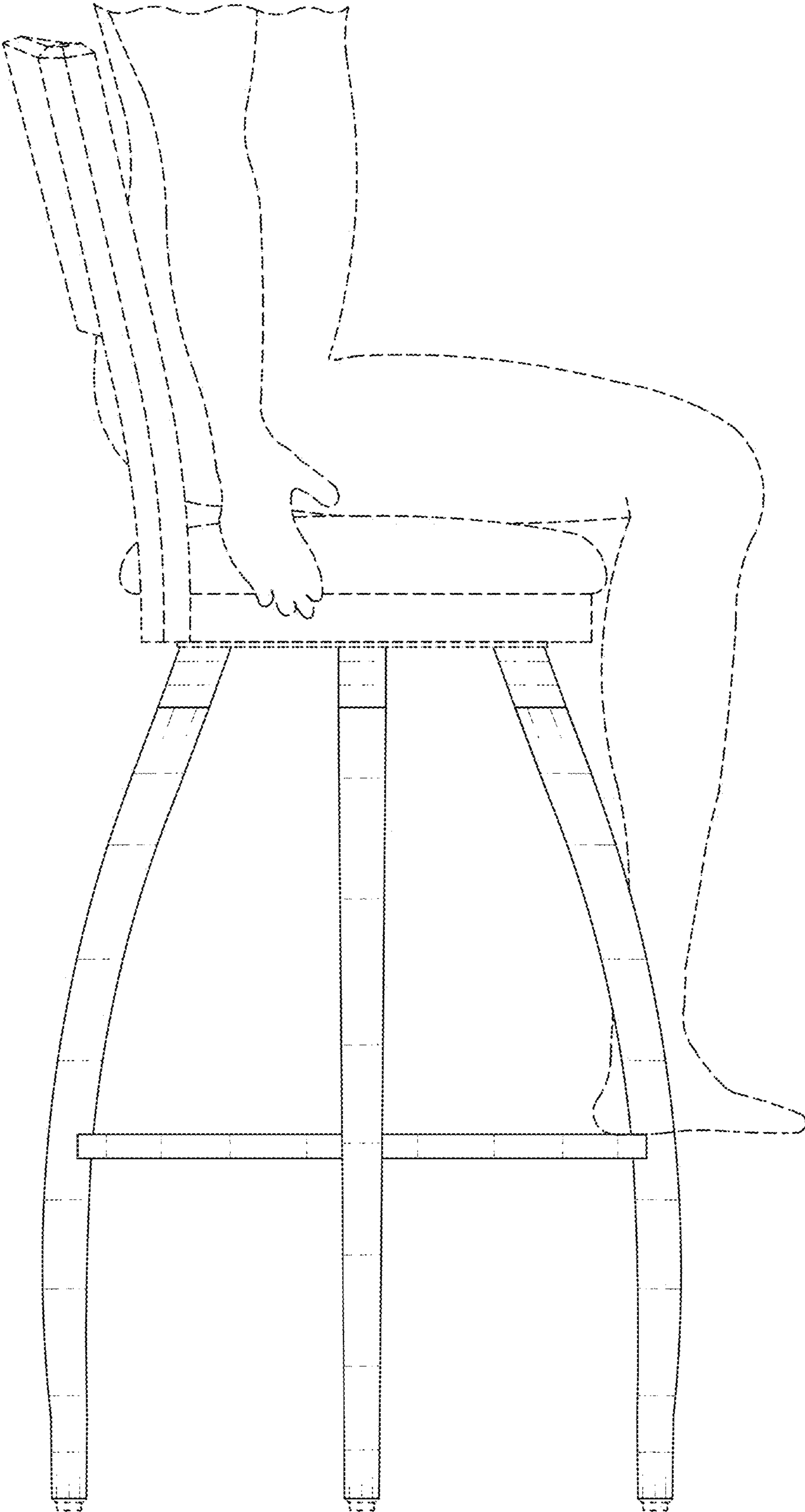


FIG. 9