



US00D893875S

(12) **United States Design Patent** (10) **Patent No.:** **US D893,875 S**
Hsieh (45) **Date of Patent:** **** Aug. 25, 2020**

(54) **TOOL HOLDER**
(71) Applicant: **Chih-Chien Hsieh**, Taichung (TW)
(72) Inventor: **Chih-Chien Hsieh**, Taichung (TW)
(**) Term: **15 Years**
(21) Appl. No.: **29/683,636**
(22) Filed: **Mar. 14, 2019**
(51) **LOC (12) Cl.** **09-04**
(52) **U.S. Cl.**
USPC **D3/313; D8/71**
(58) **Field of Classification Search**
USPC D3/208, 304-315, 905; D6/512, 525,
D6/672, 675; D8/28, 71, 395
CPC A47F 5/08; B65D 1/00; B65D 5/46072;
B65D 81/3813
See application file for complete search history.

(56) **References Cited**
U.S. PATENT DOCUMENTS
D341,051 S * 11/1993 Hubbard D6/567
D365,007 S * 12/1995 Sheftel D3/905
D415,913 S * 11/1999 Ernst A47F 5/08
D6/512

D720,540 S * 1/2015 Lin D3/315
D883,059 S * 5/2020 Hyma D8/71
D883,060 S * 5/2020 Hyma D8/71
2015/0190922 A1 * 7/2015 Neal A47F 5/08
211/70.6

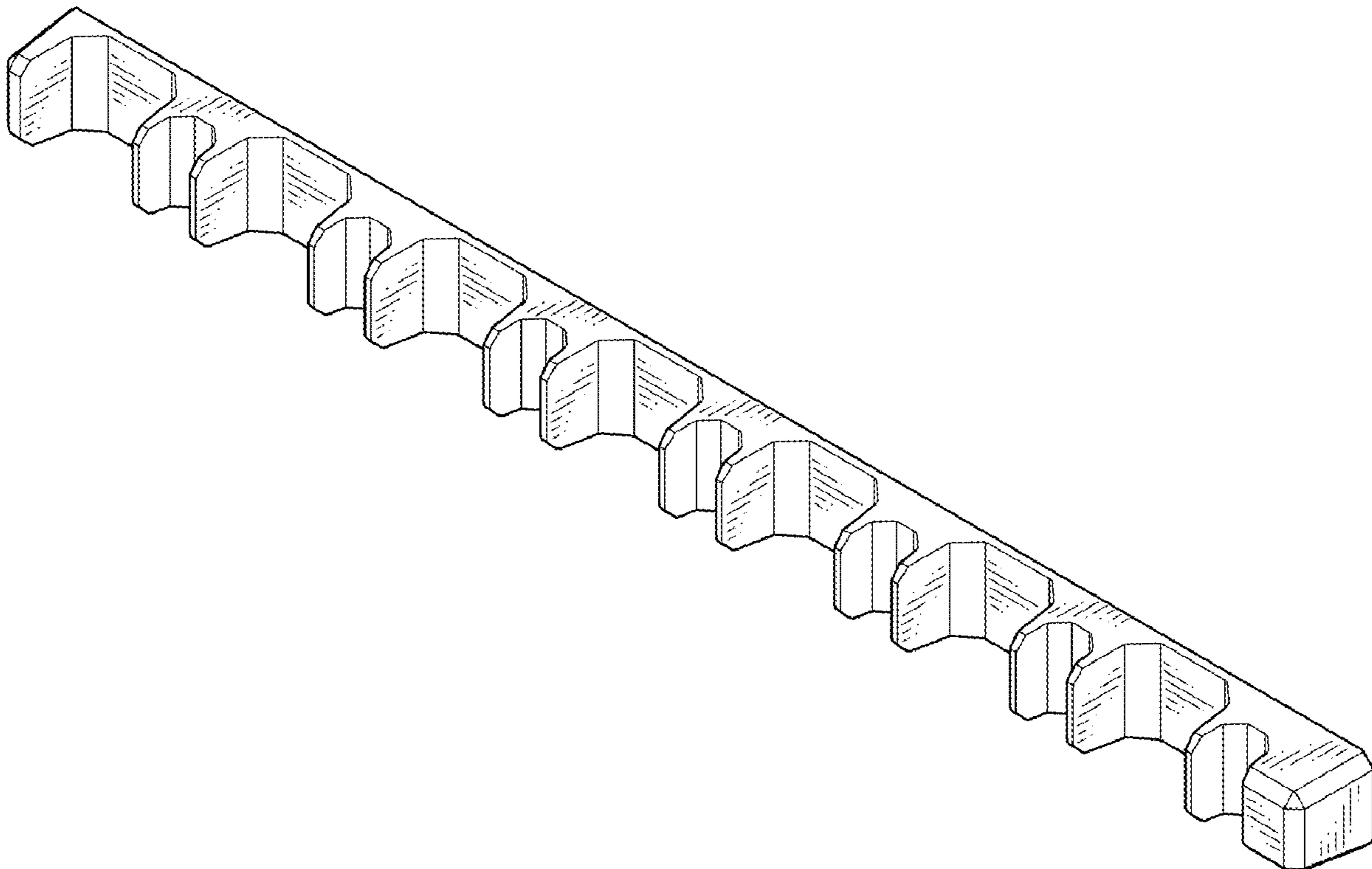
* cited by examiner

Primary Examiner — Kevin K Rudzinski
Assistant Examiner — Amber J Rabie
(74) *Attorney, Agent, or Firm* — Egbert Law Offices,
PLLC

(57) **CLAIM**
The ornamental design for a tool holder, as shown and described.

DESCRIPTION
FIG. 1 is a perspective view of a tool holder showing my new design;
FIG. 2 is a front view thereof;
FIG. 3 is a rear view thereof;
FIG. 4 is a side view thereof;
FIG. 5 is an opposite side view thereof;
FIG. 6 is a top plan view thereof; and,
FIG. 7 is a bottom plan view thereof.
The features presented in broken lines represent unclaimed portions of the tool holder and form no part of the claimed design.

1 Claim, 4 Drawing Sheets



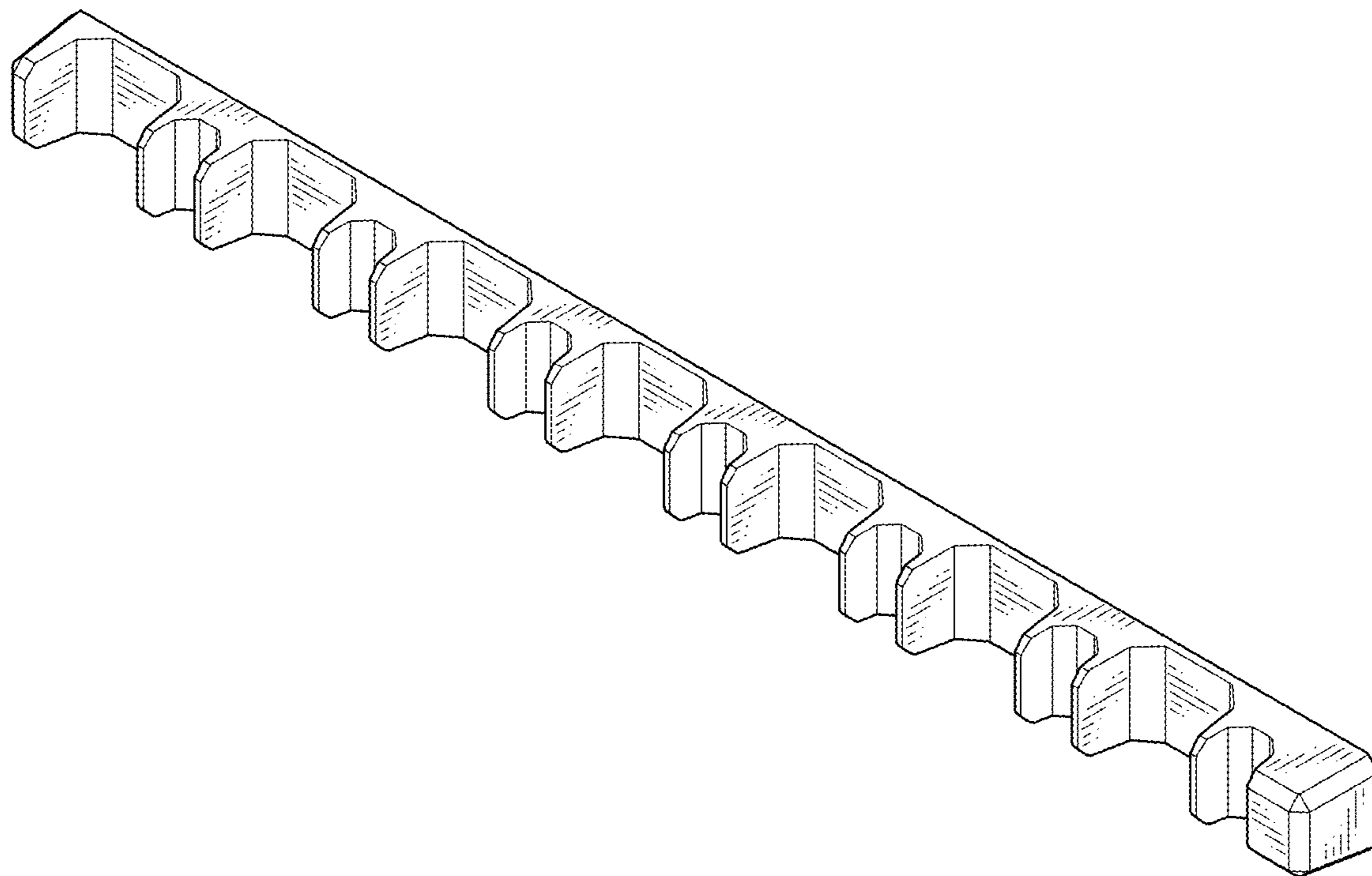


FIG. 1

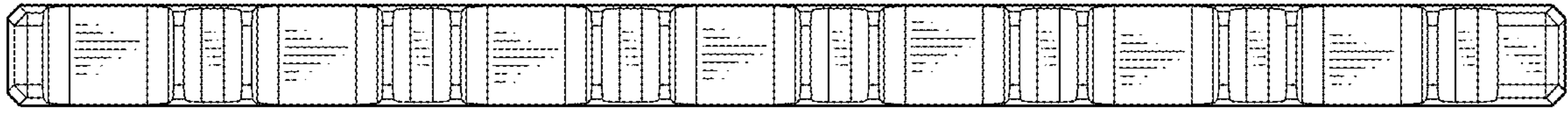


FIG. 2



FIG. 3

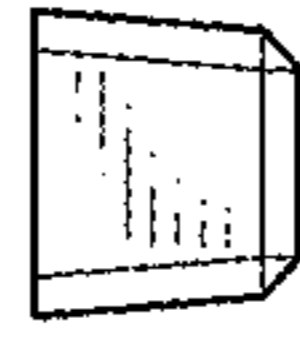


FIG. 4

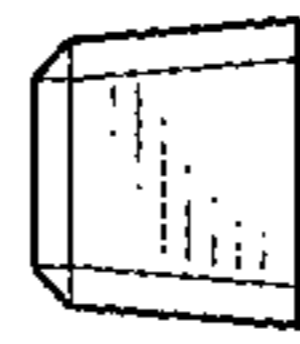


FIG. 5

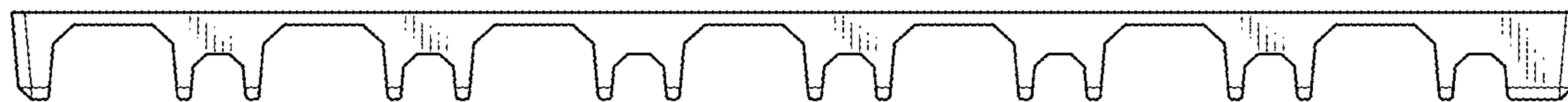


FIG. 6



FIG. 7