

US00D893862S

(12) **United States Design Patent** (10) **Patent No.:** **US D893,862 S**
Dyk (45) **Date of Patent:** **** *Aug. 25, 2020**

(54) **KNIFE BAG**
(71) Applicant: **Noble Home & Chef, Inc.**, Senoia, GA (US)
(72) Inventor: **Seth Dyk**, Senoia, GA (US)
(73) Assignee: **Noble Home & Chef Inc.**, Senoia, GA (US)

D441,186 S * 5/2001 Daboudet D3/215
D481,203 S * 10/2003 Vazquez D3/232
D498,585 S * 11/2004 Darling D12/416
D516,813 S * 3/2006 Tortorella D3/301
D547,054 S * 7/2007 Kavovit D3/217
D550,449 S * 9/2007 Gossett D3/217
D699,032 S * 2/2014 BenDavid D3/216
(Continued)

(*) Notice: This patent is subject to a terminal disclaimer.
Patent file contains an affidavit/declaration under 37 CFR 1.130(b).

OTHER PUBLICATIONS
Knife Bag—21 Slots, posted at noblehomeandchef.com, no posting date, retrieved Jan. 28, 2020, online, URL:https://noblehomeandchef.com/product/knife-bag-21-slots/ (Year: 2020).*
(Continued)

(**) Term: **15 Years**

Primary Examiner — Lilyana Bekic
Assistant Examiner — Mary Shannon Malley
(74) Attorney, Agent, or Firm — Rao DeBoer Osterrieder, PLLC; John M. DeBoer

(21) Appl. No.: **29/684,495**

(22) Filed: **Mar. 21, 2019**

(51) **LOC (12) Cl.** **03-01**

(52) **U.S. Cl.**
USPC **D3/217**

(58) **Field of Classification Search**
USPC D3/215–217, 232, 233, 243, 244, 246, D3/273, 276, 289, 290, 291, 318, 321, D3/322, 323, 326, 327
CPC A45F 4/02; A45F 4/08; A45F 2200/05; A45F 2200/0525; A45F 3/02; A45F 3/04; A45F 3/042; A45F 3/045; A45F 3/047; A45F 3/10; A45F 3/14; A45C 13/08; A45C 13/083; A45C 13/1046; A45C 2003/002; A01K 1/0035; A01K 1/0254; A01K 1/0272; A01K 1/029
See application file for complete search history.

(57) **CLAIM**
The ornamental design for a knife bag, as shown and described.

(56) **References Cited**

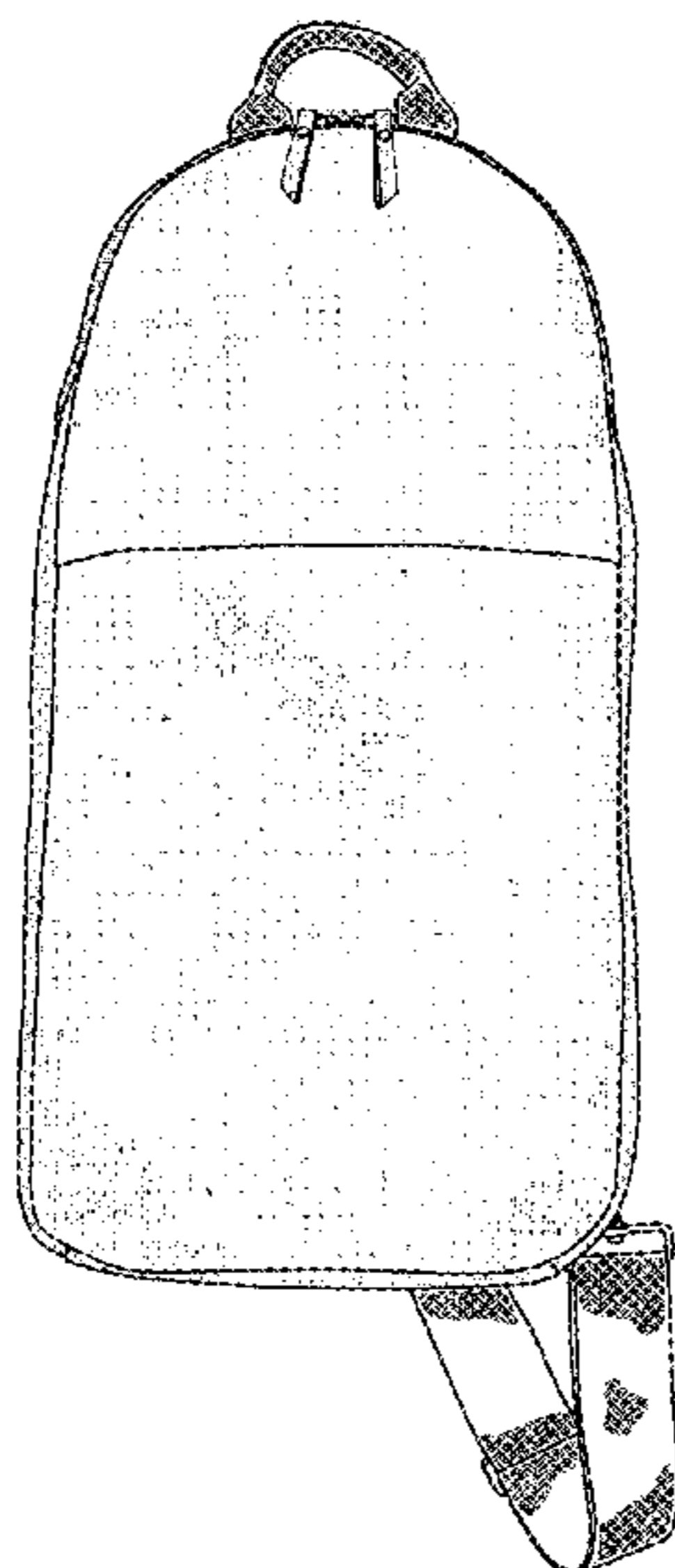
U.S. PATENT DOCUMENTS

D315,825 S * 4/1991 Hutton D3/217
D362,751 S * 10/1995 Kopel D3/233

DESCRIPTION

FIG. 1 is a front view of a knife bag showing my new design; FIG. 2 is a rear view thereof; FIG. 3 is a right side elevational view thereof; FIG. 4 is a left side elevational view thereof; FIG. 5 is a top view thereof; FIG. 6 is a bottom view thereof; FIG. 7 is a top view thereof, with the knife bag shown in an opened state with the inner panels closed; FIG. 8 is a top view thereof, with the inner panels shown opened; and, FIG. 9 is a bottom view thereof. The broken lines depicting stitching form no part of the claimed design. All other broken lines depict portions of the knife bag that form no part of the claimed design.

1 Claim, 5 Drawing Sheets



(56)

References Cited

U.S. PATENT DOCUMENTS

D802,913 S * 11/2017 Tien D3/217
D821,742 S * 7/2018 Jusic D3/217
D865,355 S * 11/2019 Benzon D3/217
2002/0139820 A1* 10/2002 Godshaw A45F 3/04
224/153
2015/0366332 A1* 12/2015 Marji A45F 3/04
224/583

OTHER PUBLICATIONS

Chef Knife Sling Bag Case . . . , posted at amazon.com, posted Feb. 27, 2019, retrieved Jan. 31, 2020, online, URL: https://www.amazon.com/dp/B07P44RN81/ref=sspa_dk_detail_9?pd_rd_i=B07P44RN81&pd_rd_w=kKUDA&pf_rd_p=45a72588-80f7-4414-9851-786f6c16d42b&pd_rd_wg=VGOx9&pf_rd_r=KH7KZ7P4HH57F7BB8XQ&pd_rd_r=8f3adfab- (Year: 2019).*

* cited by examiner

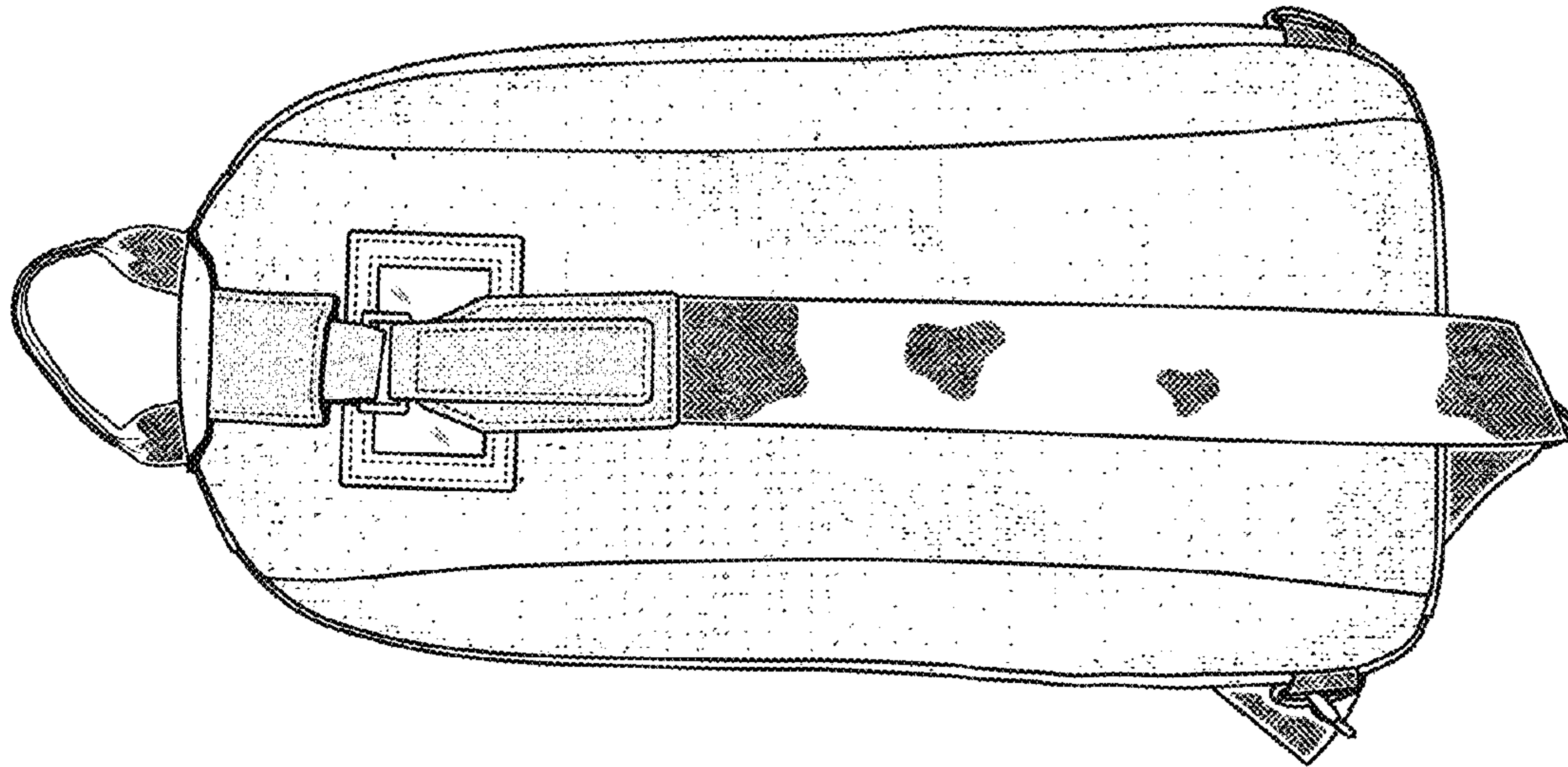


FIGURE 2

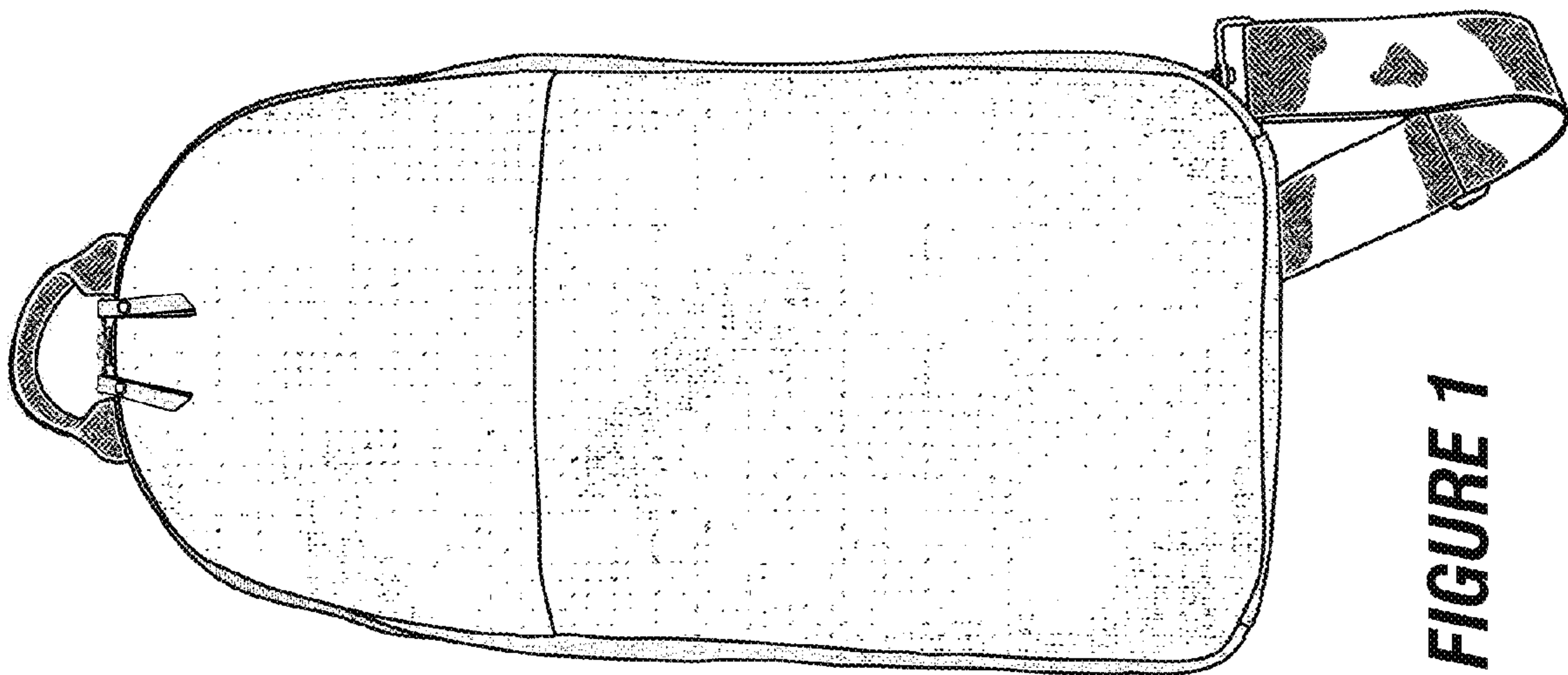


FIGURE 1

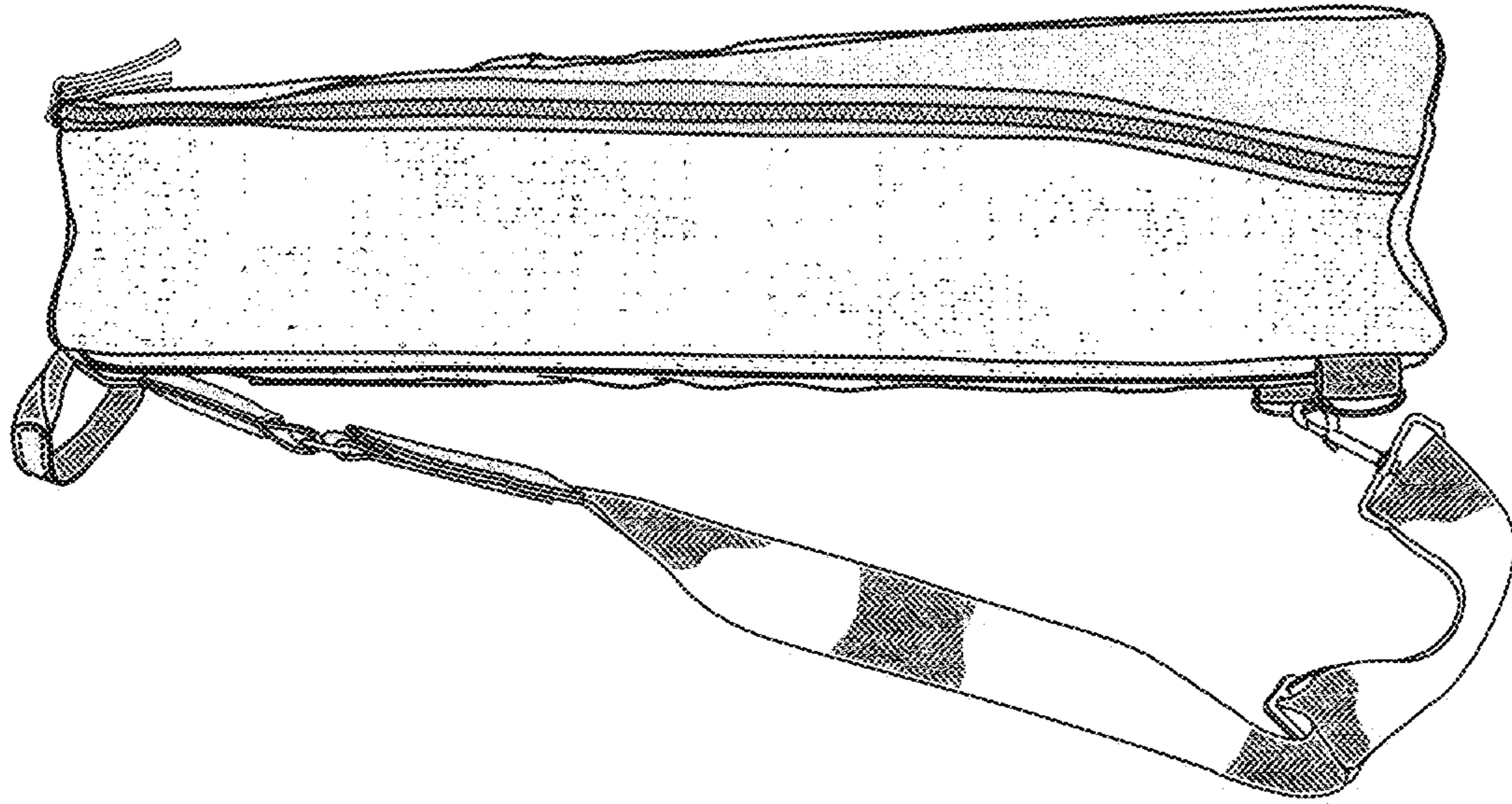


FIGURE 4

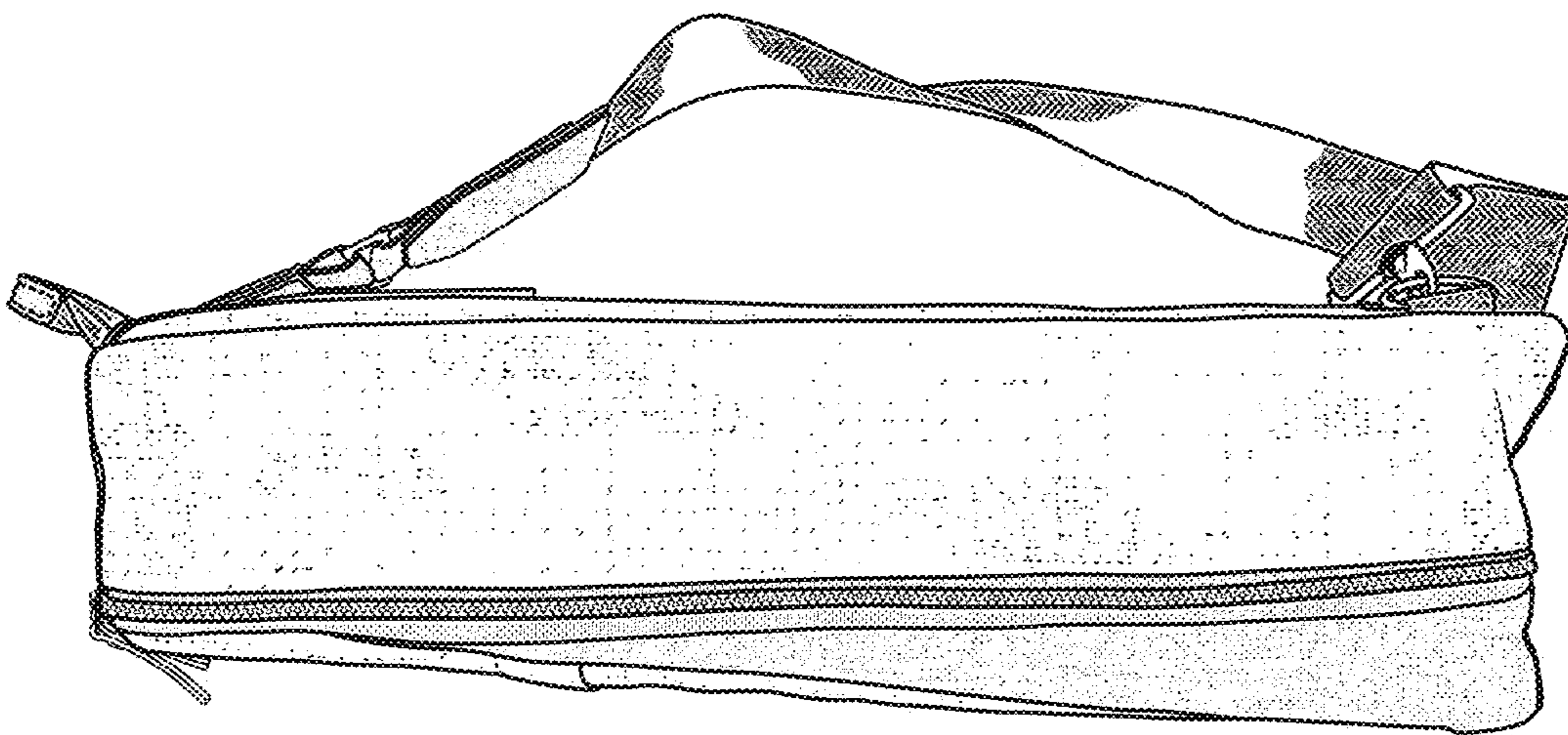


FIGURE 3

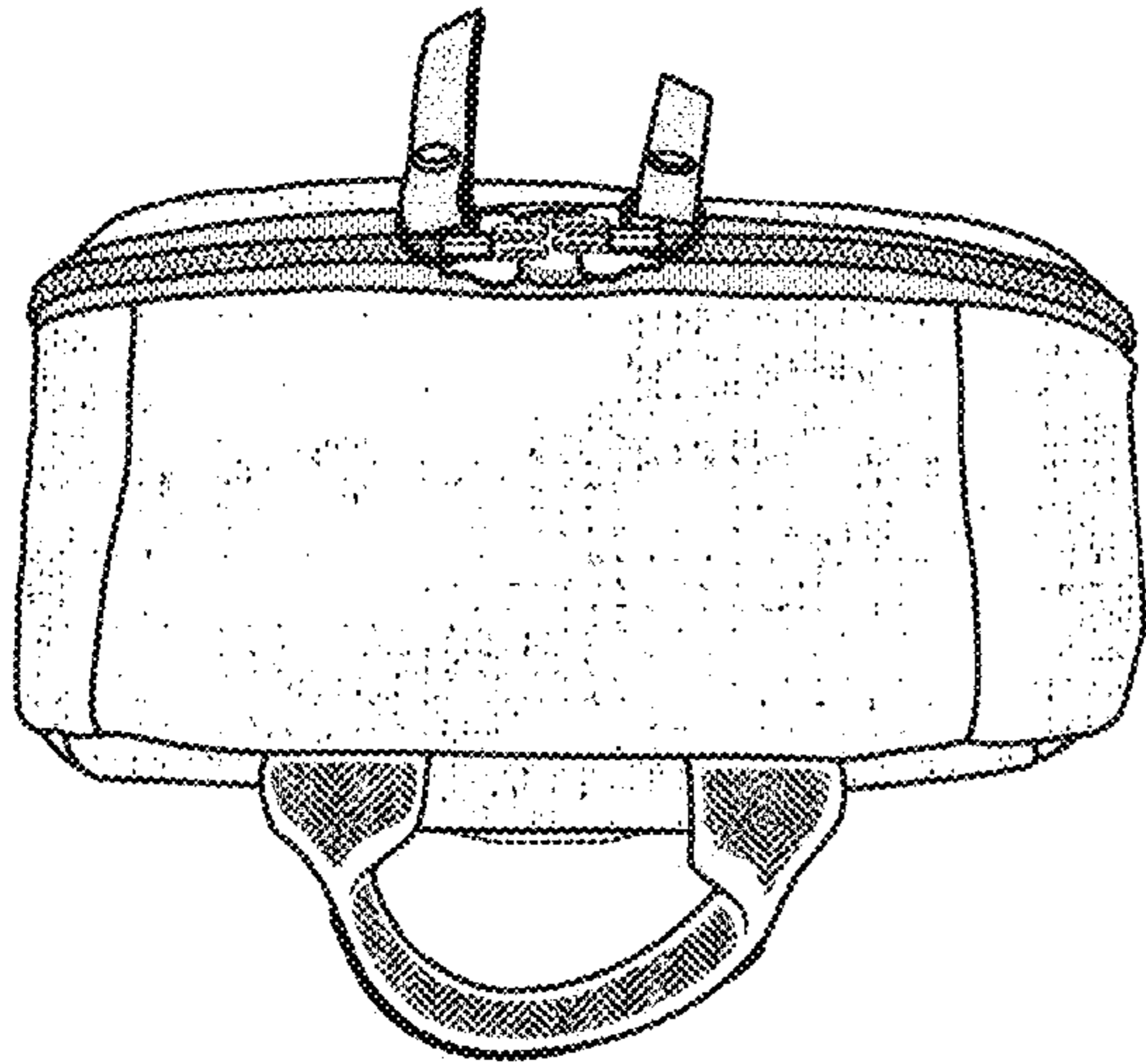


FIGURE 5

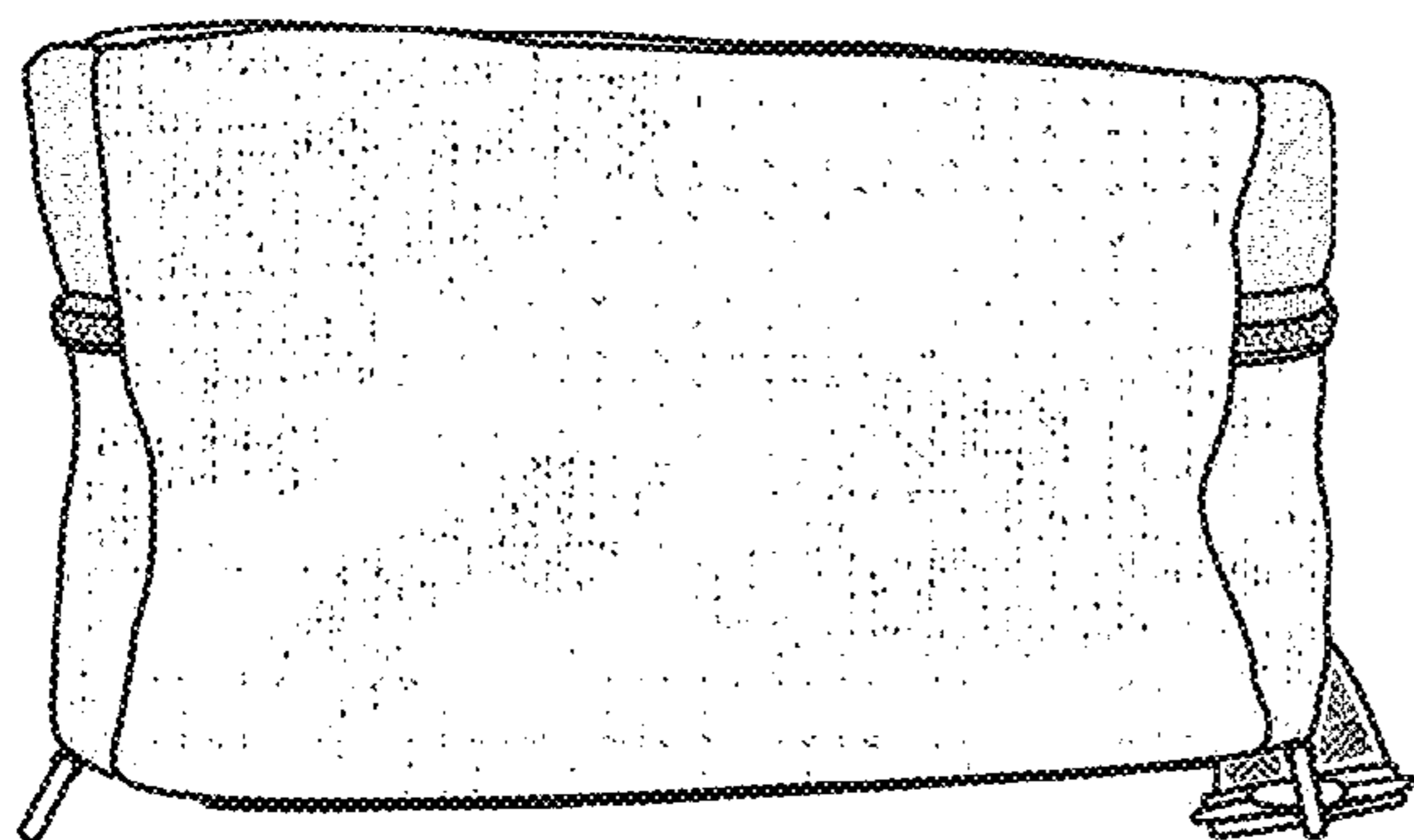


FIGURE 6

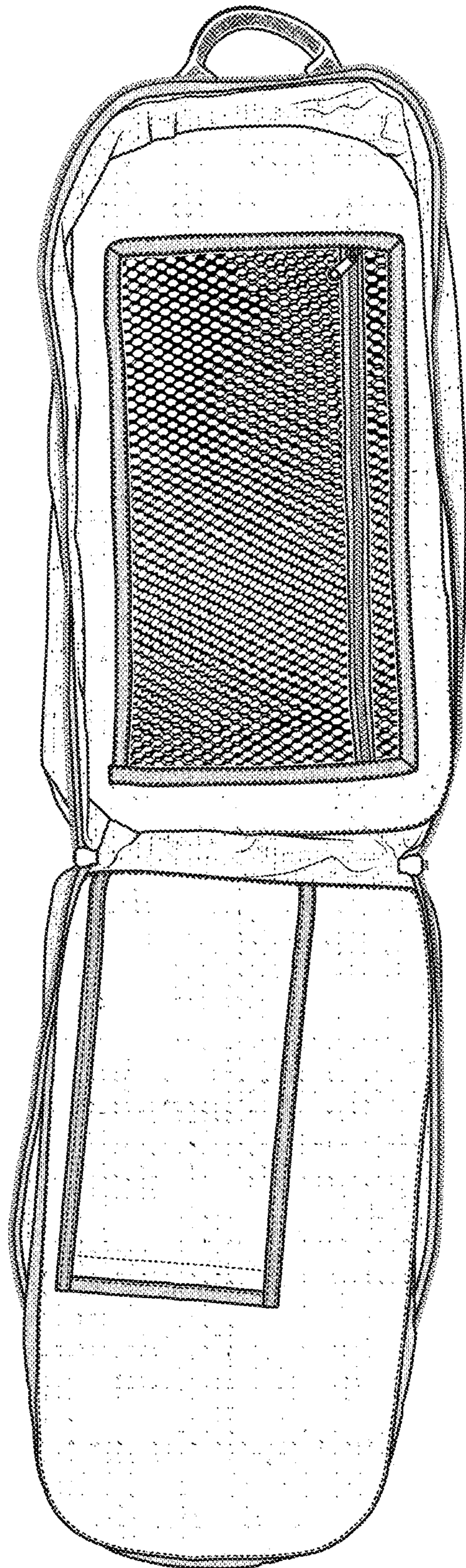


FIGURE 7

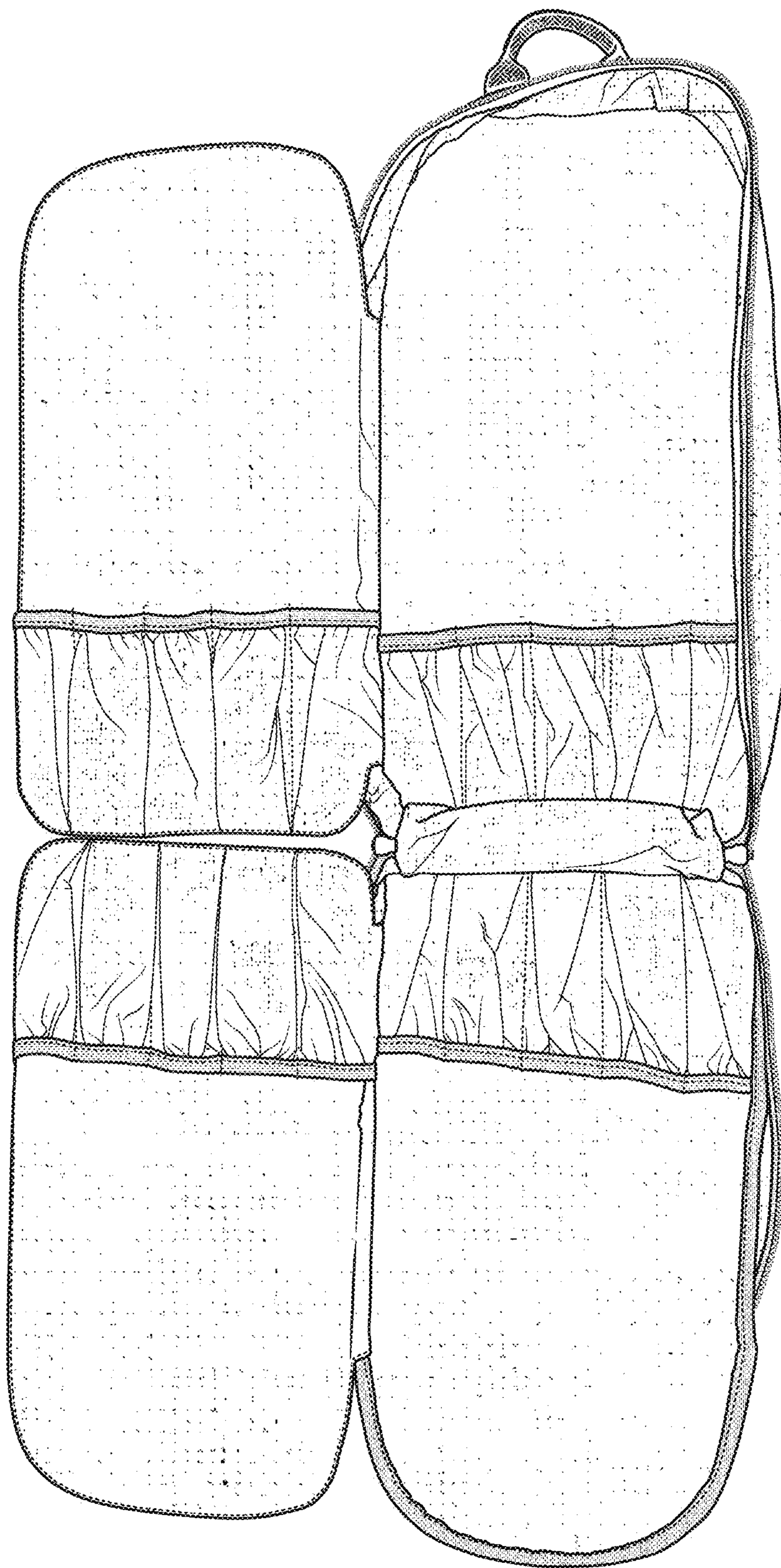


FIGURE 8

FIGURE 9

