



US00D893854S

(12) **United States Design Patent**
Ammon

(10) **Patent No.:** **US D893,854 S**

(45) **Date of Patent:** **** Aug. 25, 2020**

(54) **FOOTWEAR UPPER**

(71) Applicant: **TBL Licensing LLC**, Stratham, NH
(US)

(72) Inventor: **Stephen Douglas Ammon**, Hampton,
NH (US)

(73) Assignee: **TBL Licensing LLC**, Stratham, NH
(US)

(**) Term: **15 Years**

(21) Appl. No.: **29/678,347**

(22) Filed: **Jan. 28, 2019**

Related U.S. Application Data

(60) Continuation of application No. 29/647,507, filed on
May 14, 2018, now Pat. No. Des. 838,959, which is
a division of application No. 29/583,937, filed on
Nov. 10, 2016, now Pat. No. Des. 826,534.

(51) **LOC (12) Cl.** **02-04**

(52) **U.S. Cl.**
USPC **D2/972**

(58) **Field of Classification Search**
USPC D2/902, 906-908, 923, 944, 946, 969,
D2/972-975, 978; D5/7, 15, 46, 47, 49,
D5/53
CPC ... A43B 13/181; A43B 13/141; A43B 13/186;
A43B 13/188; A43B 23/00; A43B 23/02;
A43B 5/00; A43B 23/26; A43B 1/04;
A43B 11/14; A43B 7/00; A43B 3/12;
A43C 3/00; A43C 5/00; A43C 7/00;
A43C 11/004

See application file for complete search history.

(56) **References Cited**

U.S. PATENT DOCUMENTS

D11,563 S 12/1879 Maertens
D11,670 S 3/1880 Conde

D14,002 S 6/1883 Conde
D100,536 S 7/1936 Beniston
D185,016 S 4/1959 McCord
D428,245 S 7/2000 Brown
(Continued)

Primary Examiner — Dominic V Simone
(74) *Attorney, Agent, or Firm* — Lerner, David,
Littenberg, Krumholz & Mentlik, LLP

(57) **CLAIM**


The ornamental design for a footwear upper, as shown and
described.

DESCRIPTION

FIG. 1 is a perspective view of a footwear upper in accor-
dance with a first embodiment of our design;
FIG. 2 is a front elevational view of the footwear upper in
accordance with the first embodiment;
FIG. 3 is a right side view of the footwear upper in
accordance with the first embodiment;
FIG. 4 is a left side view of the footwear upper in accordance
with the first embodiment;
FIG. 5 is a top view of the footwear upper in accordance
with the first embodiment;
FIG. 6 is a perspective view of a footwear upper in accor-
dance with a second embodiment of our design;
FIG. 7 is a front elevational view of the footwear upper in
accordance with the second embodiment;
FIG. 8 is a right side view of the footwear upper in
accordance with the second embodiment;
FIG. 9 is a left side view of the footwear upper in accordance
with the second embodiment; and,
FIG. 10 is a top view of the footwear upper in accordance
with the second embodiment.

Broken lines are environmental only and form no part of the
claimed design. Broken lines adjacent shaded areas of the
design represent the bounds of the claimed design and are
not themselves a part of the claimed design. The dash-dot
lines are boundary lines that form no part of the claimed
invention.

1 Claim, 10 Drawing Sheets



(56)

References Cited

U.S. PATENT DOCUMENTS

D498,583 S	11/2004	Yun	
D499,250 S	12/2004	Smith	
D532,590 S	11/2006	Belley et al.	
D578,294 S	10/2008	Mervar et al.	
D595,499 S	7/2009	Dekovic	
D707,436 S	6/2014	Seamarks	
D707,947 S	7/2014	Seamarks	
D713,632 S	9/2014	da Costa Pereira Machado	
D768,977 S	10/2016	Seamarks et al.	
D783,983 S	4/2017	Yun	
D790,198 S	6/2017	Chang	
D802,901 S	11/2017	Chang	
D802,905 S	11/2017	Chang	
D805,289 S	12/2017	Mariscal et al.	
D805,754 S	12/2017	Mariscal et al.	
D811,069 S	2/2018	Small	
D826,534 S *	8/2018	Ammon	D2/972
D838,959 S *	1/2019	Ammon	D2/972
D838,960 S *	1/2019	Ammon	D2/972

* cited by examiner

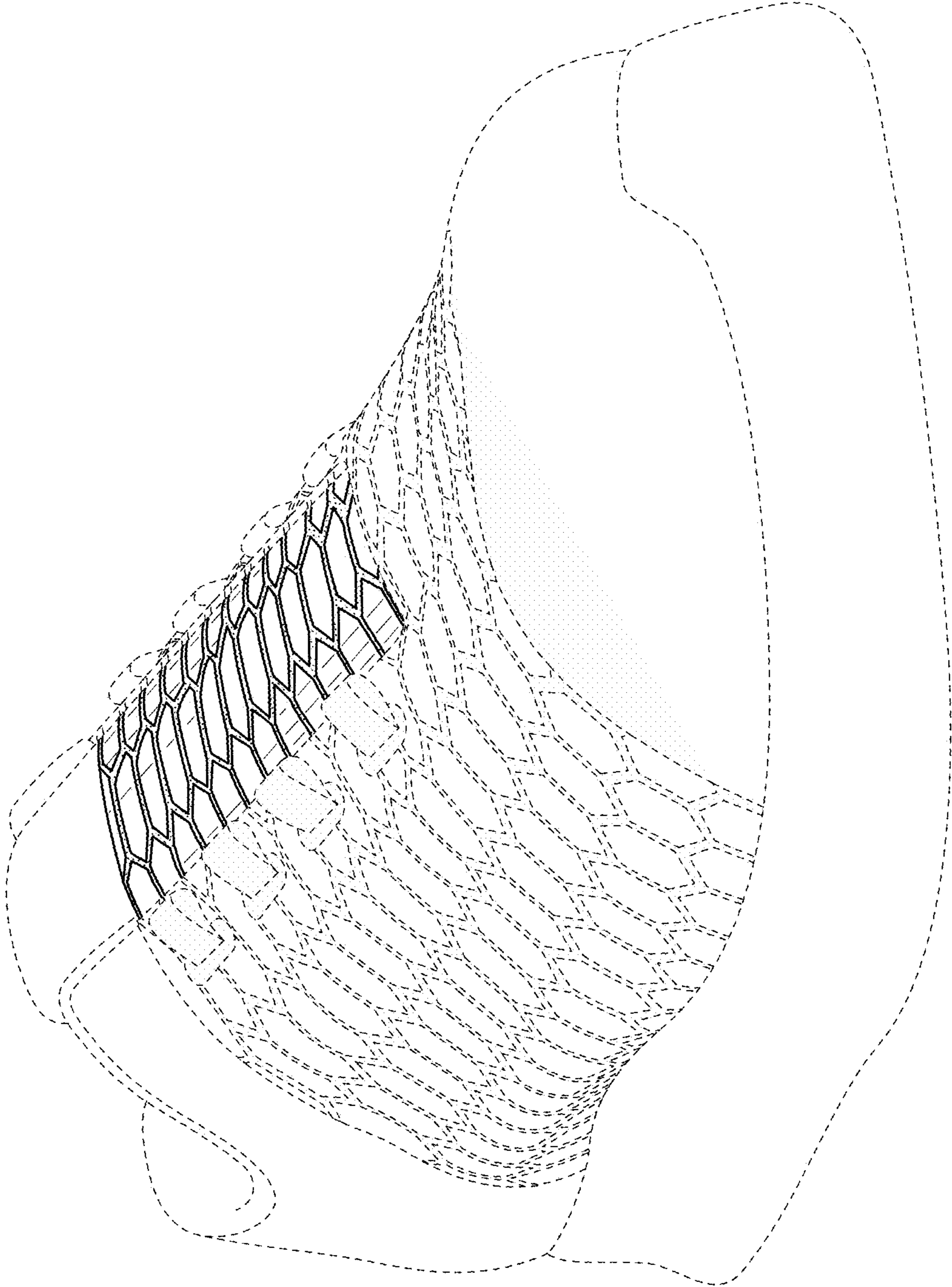


FIG. 1

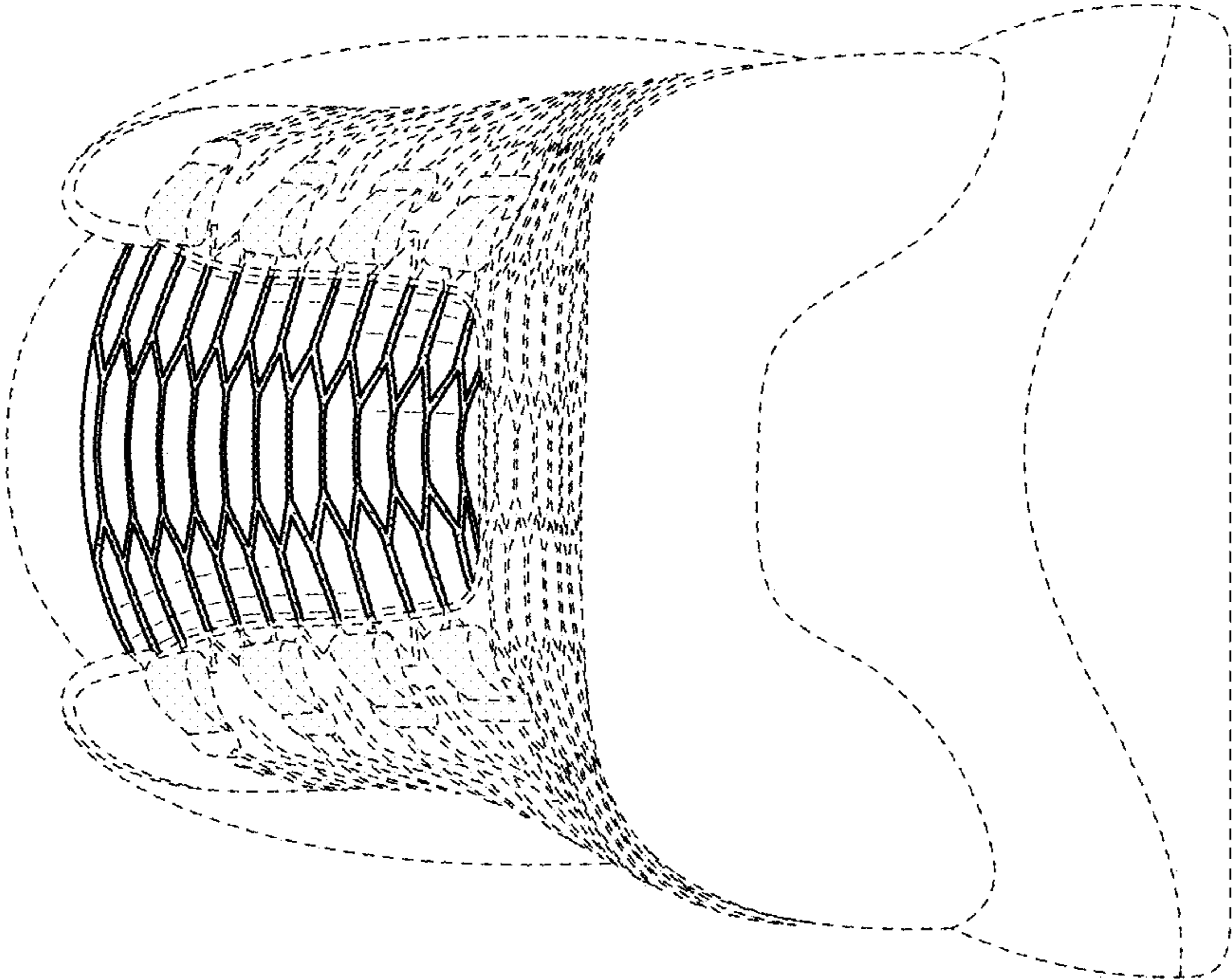


FIG. 2

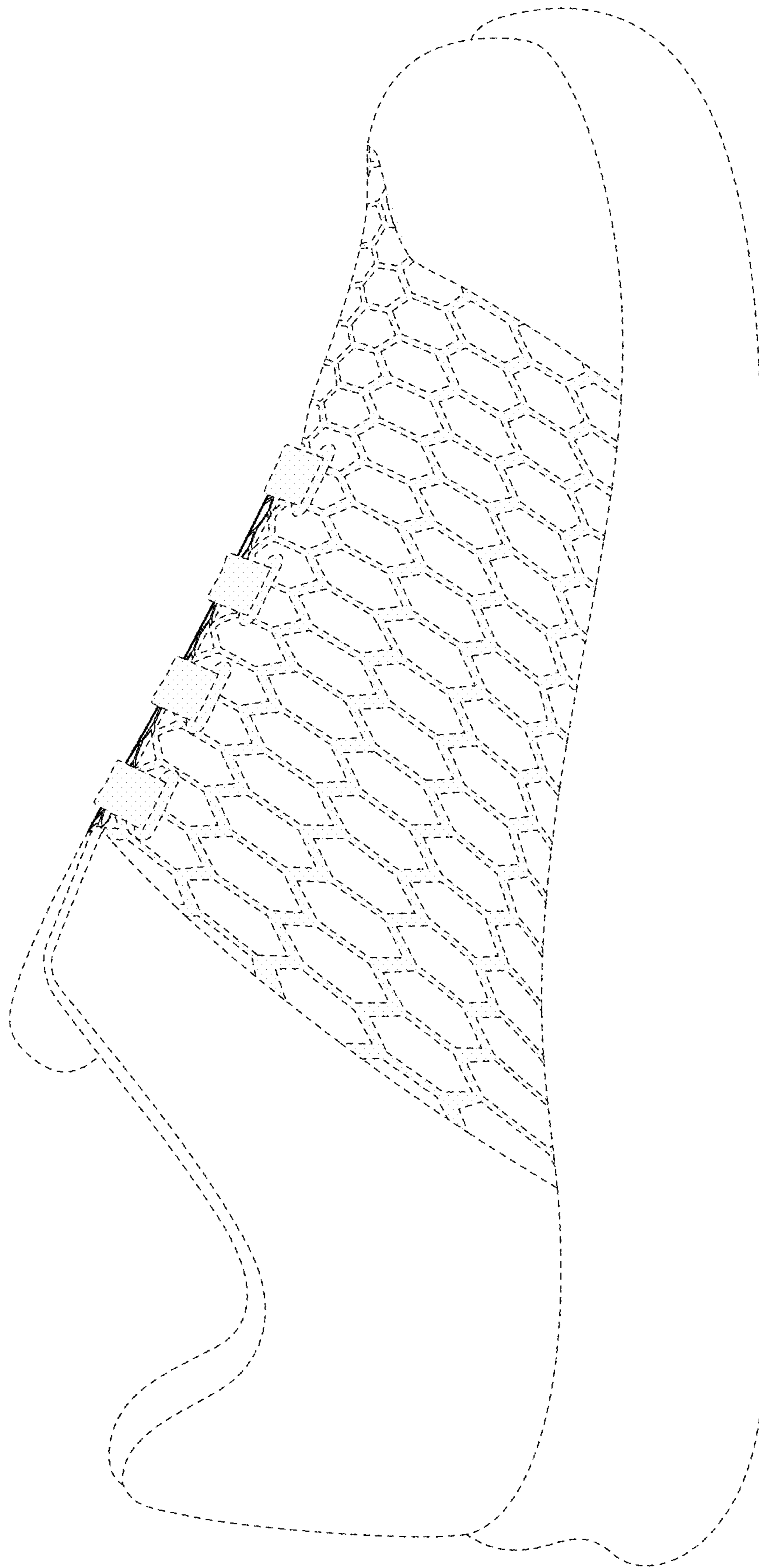


FIG. 3

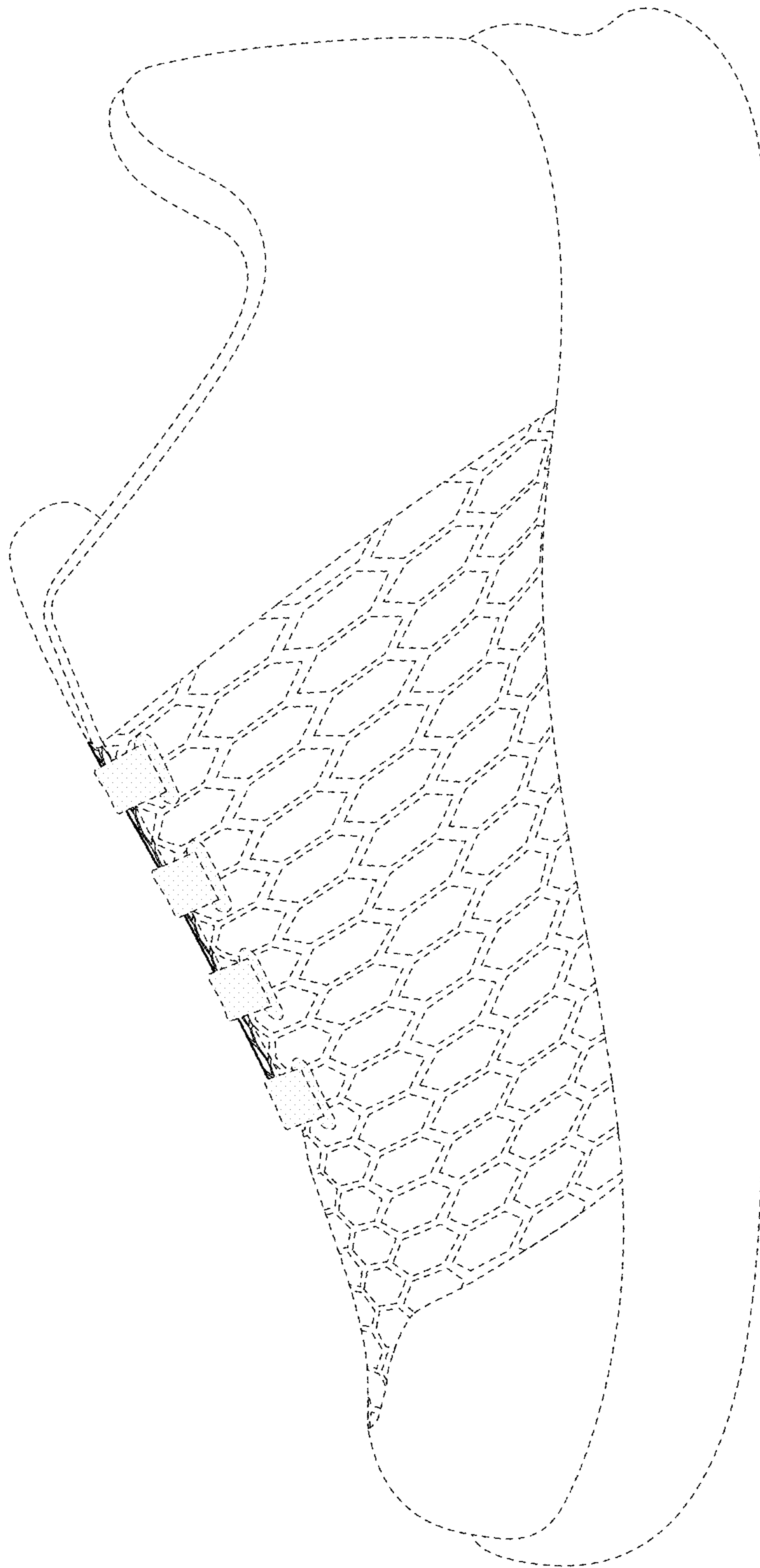


FIG. 4

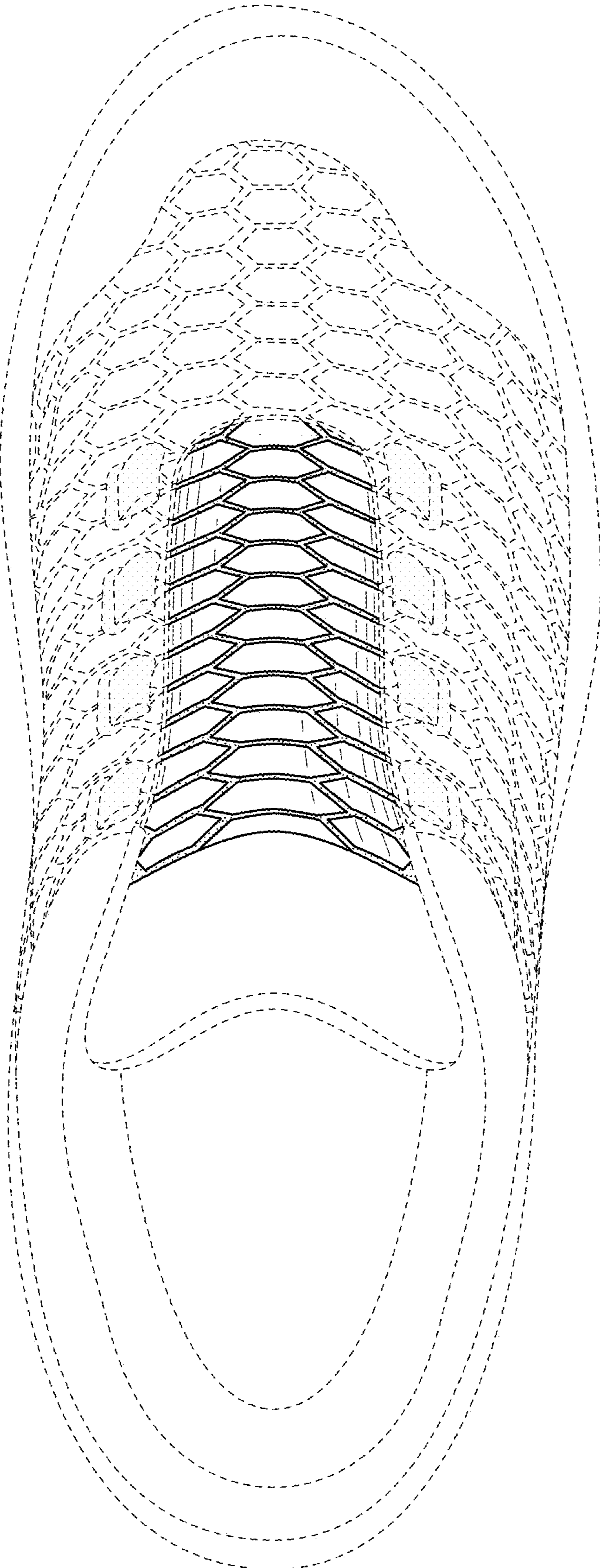


FIG. 5

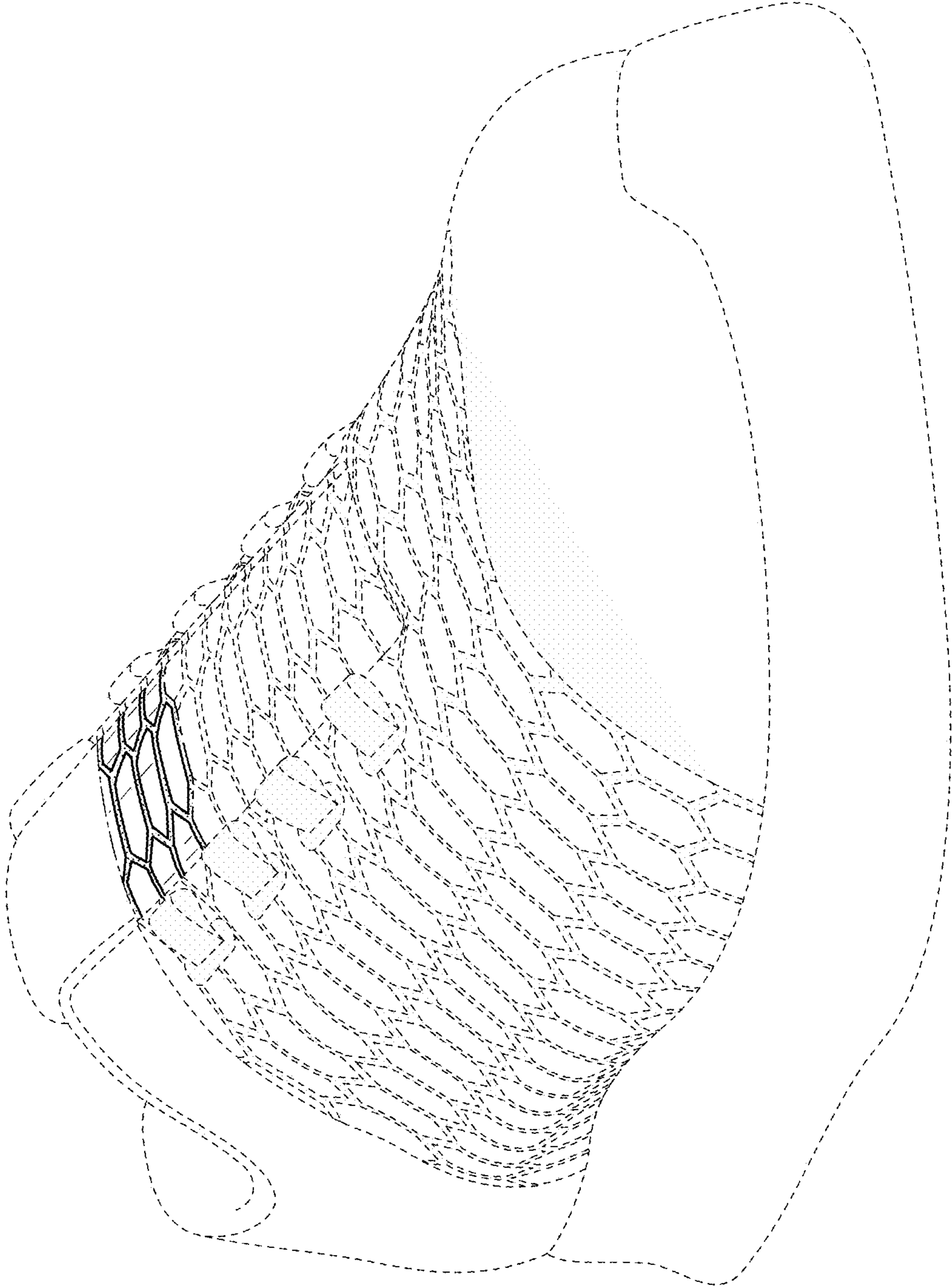


FIG. 6

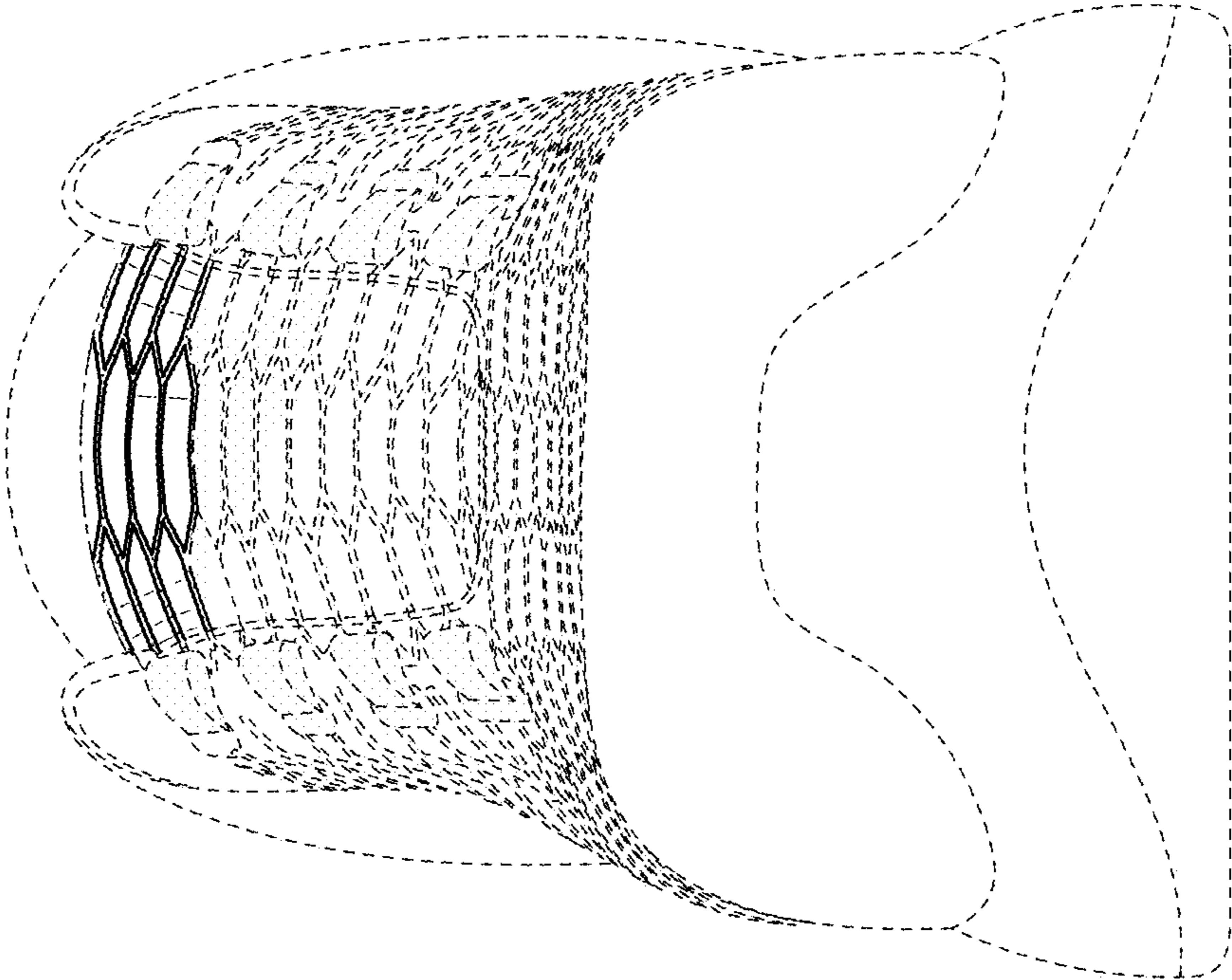


FIG. 7

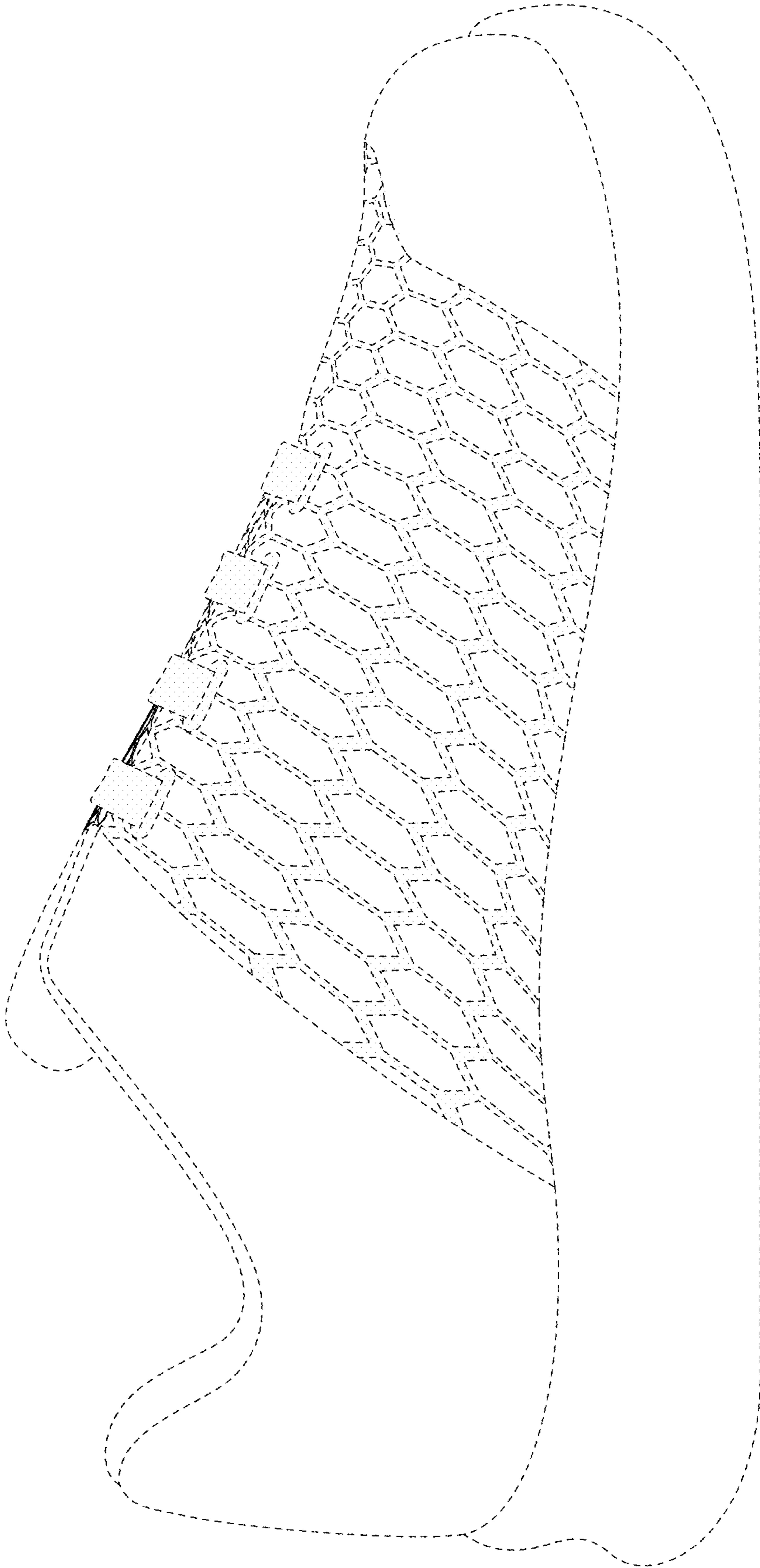


FIG. 8

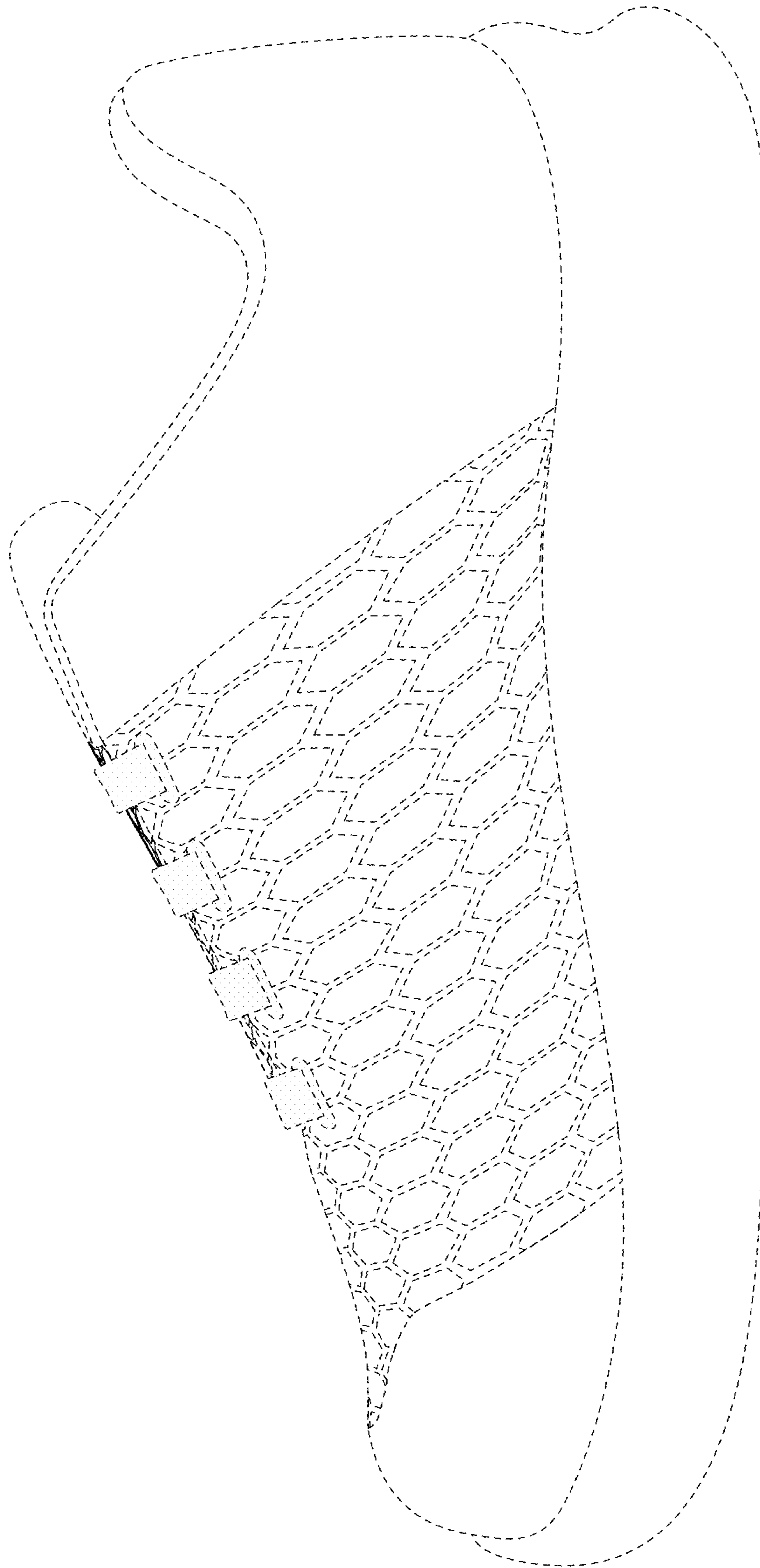


FIG. 9

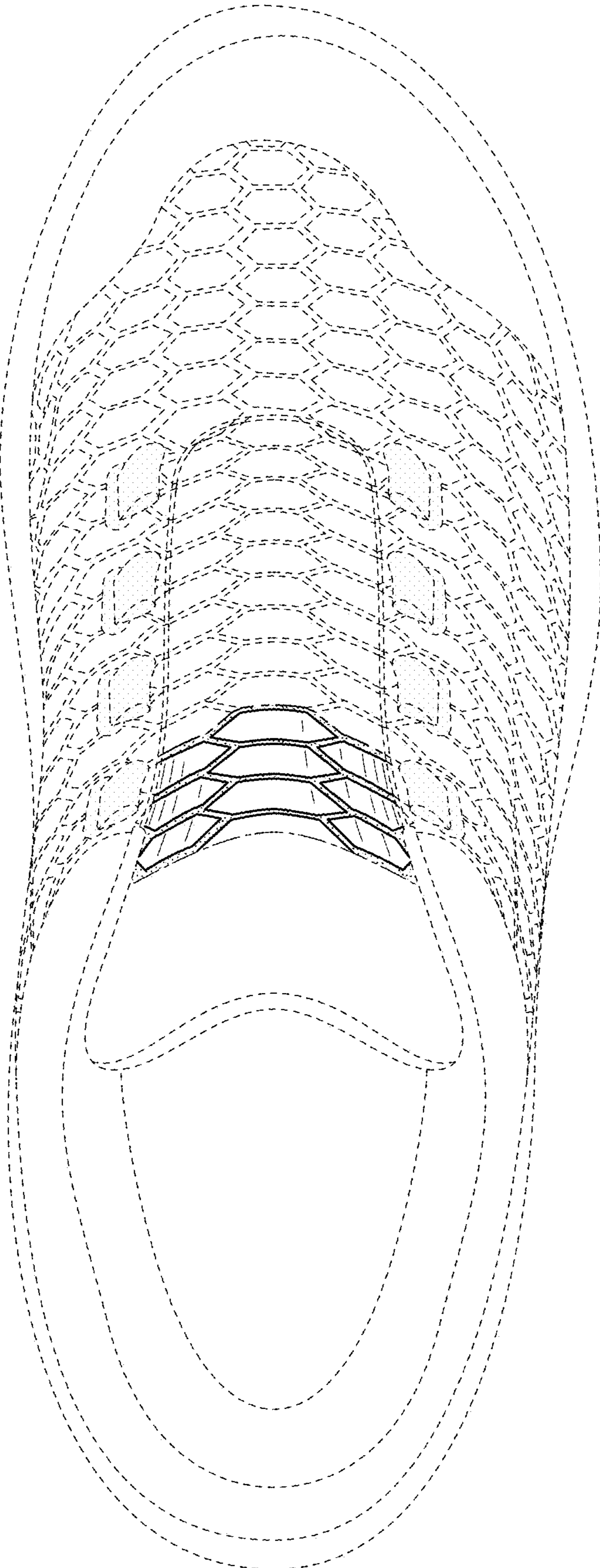


FIG. 10