



US00D893850S

(12) **United States Design Patent**
Bidal

(10) **Patent No.:** **US D893,850 S**

(45) **Date of Patent:** **** Aug. 25, 2020**

(54) **GOLF SHOE UPPER**

(71) Applicant: **Acushnet Company**, Fairhaven, MA
(US)

(72) Inventor: **Jean-Marie Bidal**, Bridgewater, MA
(US)

(73) Assignee: **Acushnet Company**, Fairhaven, MA
(US)

(**) Term: **15 Years**

(21) Appl. No.: **29/650,699**

(22) Filed: **Jun. 8, 2018**

(51) **LOC (12) Cl.** **02-04**

(52) **U.S. Cl.**
USPC **D2/969**

(58) **Field of Classification Search**
USPC D2/896, 902, 906-908, 943-946, 969,
D2/972-974; D5/47, 49, 50, 53, 54, 56,
D5/60
CPC ... A43B 13/181; A43B 13/141; A43B 13/186;
A43B 13/188; A43B 23/00; A43B 23/02;
A43B 5/00; A43B 23/26; A43B 1/04;
A43B 11/14; A43B 7/00; A43B 3/12;
A43C 3/00; A43C 5/00; A43C 7/00;
A43C 11/004

See application file for complete search history.

(56) **References Cited**

U.S. PATENT DOCUMENTS

D433,560 S *	11/2000	Pawlus	D2/902
D458,442 S *	6/2002	Matis	D2/969
D474,580 S *	5/2003	Pollastrelli	D2/907
D478,414 S *	8/2003	Robinson, Jr.	D2/969
D511,882 S *	11/2005	Robinson, Jr.	D2/906
D512,822 S *	12/2005	Robinson, Jr.	D2/906
D512,823 S *	12/2005	Robinson, Jr.	D2/906
D512,824 S *	12/2005	Lane, III	D2/906
D513,663 S *	1/2006	Lane, III	D2/906

D514,297 S *	2/2006	Matis	D2/969
D522,229 S *	6/2006	Kubo	D2/947
D524,016 S *	7/2006	Robinson, Jr.	D2/902
D525,768 S *	8/2006	Robinson, Jr.	D2/906
D540,020 S *	4/2007	Lane, III	D2/969
D541,025 S *	4/2007	Mochen	D2/969
D541,514 S *	5/2007	Lane, III	D2/969

(Continued)

Primary Examiner — Dominic V Simone

(74) *Attorney, Agent, or Firm* — Daniel W. Sullivan

(57) **CLAIM**

The ornamental design for a golf shoe upper, as shown and described.

DESCRIPTION

FIG. 1 is a top perspective view of the golf shoe upper of this invention;

FIG. 2 is a rear elevation view of the golf shoe upper of this invention.

FIG. 3 is a front elevation view of the golf shoe upper of this invention; and

FIG. 4 is a medial side elevation view of the golf shoe upper of this invention;


FIG. 5 is a bottom plan view of the golf shoe upper of this invention;

FIG. 6 is a lateral side elevation view of the golf shoe upper of this invention; and,

FIG. 7 is a top plan view of the golf shoe upper of this invention.

In FIGS. 1-7, the broken lines showing a logo on the top surface and upper heel portion of the shoe form no part of the claimed design. The different stippling shown on the top surface of the shoe indicates a contrast in appearance between the respective areas of the top surface. Also, the broken lines showing a shoe outsole including cleats and logo on the bottom surface of the shoe form no part of the claimed design. All remaining broken lines are representative of stitching that forms part of the claimed design.

1 Claim, 3 Drawing Sheets



(56)

References Cited

U.S. PATENT DOCUMENTS

D544,686	S	*	6/2007	Shin	D2/972
D545,552	S	*	7/2007	Petrie	D2/972
D545,558	S	*	7/2007	McDowell	D2/972
D560,339	S	*	1/2008	Lane, III	D2/969
D560,340	S	*	1/2008	Lane, III	D2/969
D560,341	S	*	1/2008	Mochen	D2/969
D560,343	S	*	1/2008	Mochen	D2/969
D571,994	S	*	7/2008	Lane, III	D2/969
D571,995	S	*	7/2008	Mochen	D2/969
D571,996	S	*	7/2008	Lane, III	D2/969
D604,034	S		11/2009	Bacon		
D628,373	S	*	12/2010	Lane, III	D2/969
D628,785	S		12/2010	Feeney et al.		
D654,680	S		2/2012	Mochen		
D654,681	S		2/2012	Bacon		
D656,306	S		3/2012	Bacon		
D656,307	S		3/2012	Feeney et al.		
D663,932	S	*	7/2012	Bacon	D2/906
D726,998	S		4/2015	Mochen		
D727,606	S		4/2015	Mochen		
D728,205	S	*	5/2015	Weddle	D2/906
D732,812	S	*	6/2015	Weddle	D2/906
D758,710	S	*	6/2016	Bacon	D2/969
D759,363	S	*	6/2016	Lane, III	D2/969
D762,960	S	*	8/2016	Lane, III	D2/969
D805,743	S	*	12/2017	Feeney	D2/906
D824,156	S	*	7/2018	Weddle	D2/969
D846,856	S	*	4/2019	Bacon	D2/969
D846,857	S	*	4/2019	Bacon	D2/969

* cited by examiner

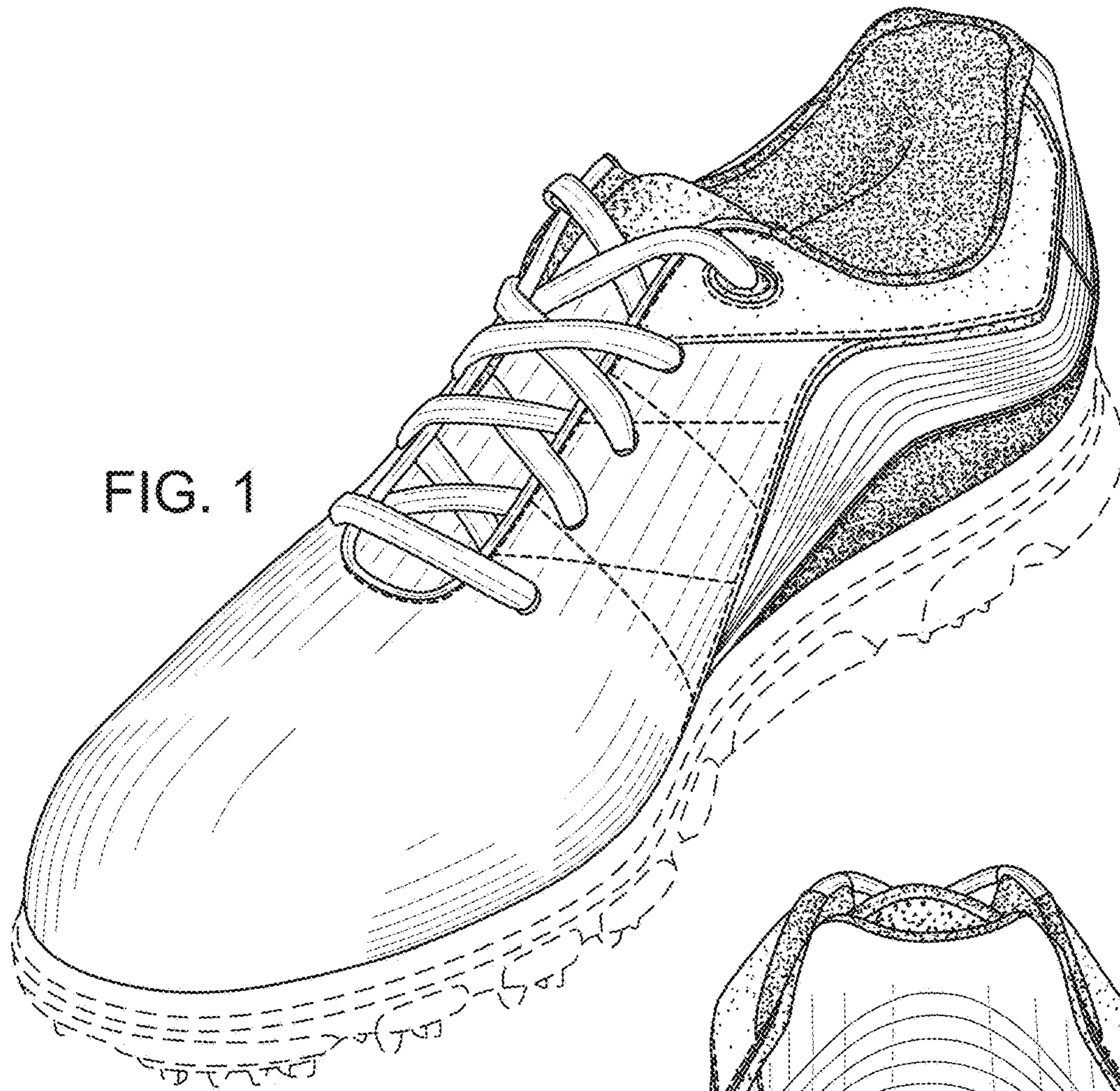


FIG. 1

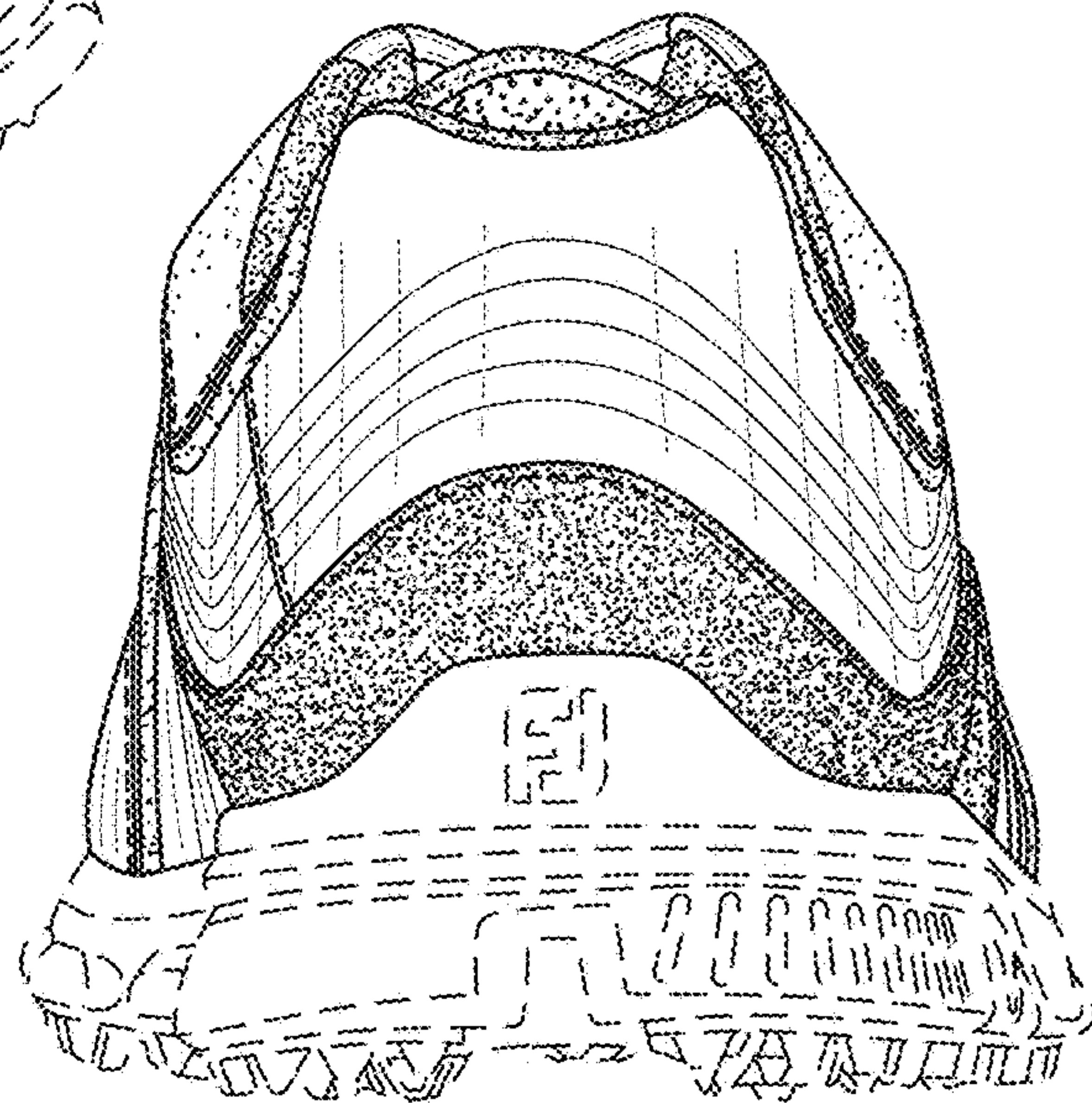


FIG. 2

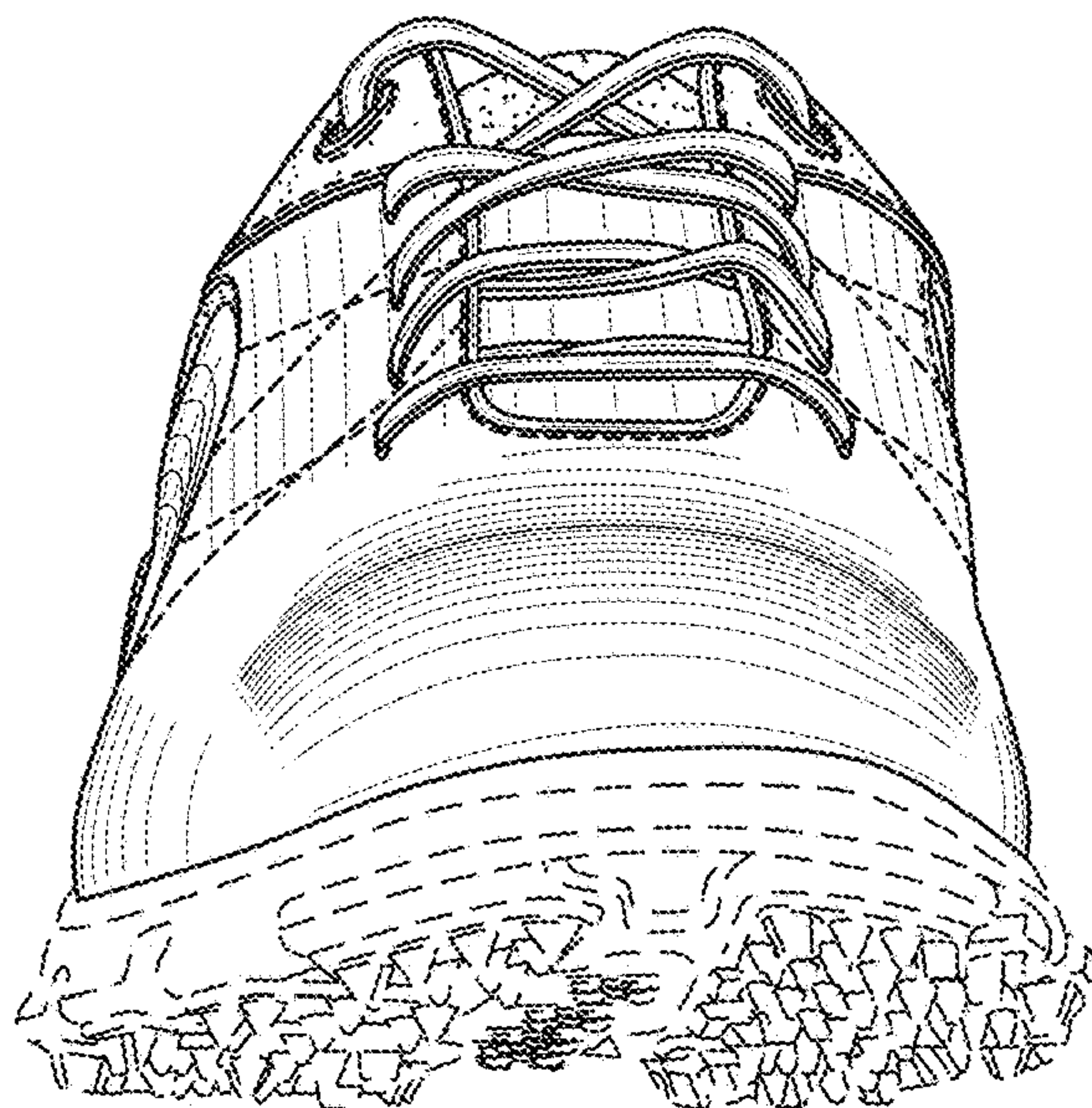


FIG. 3

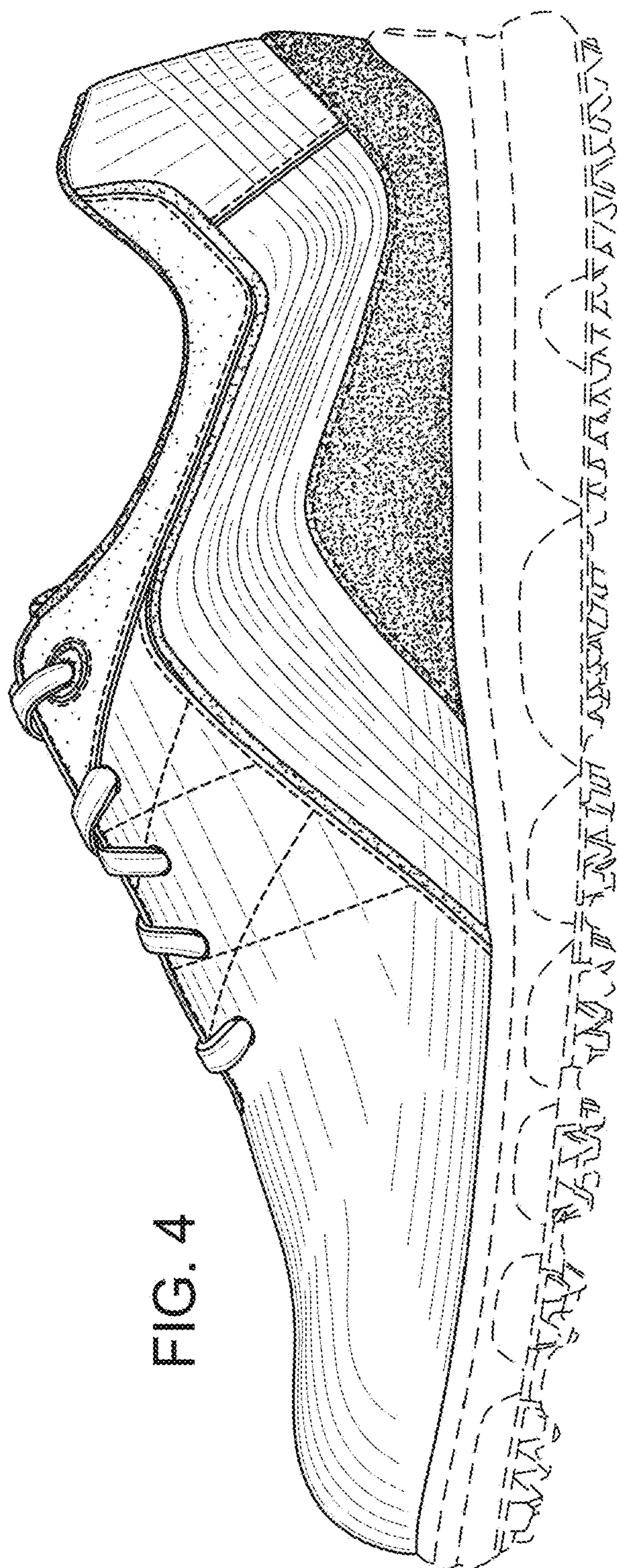


FIG. 4

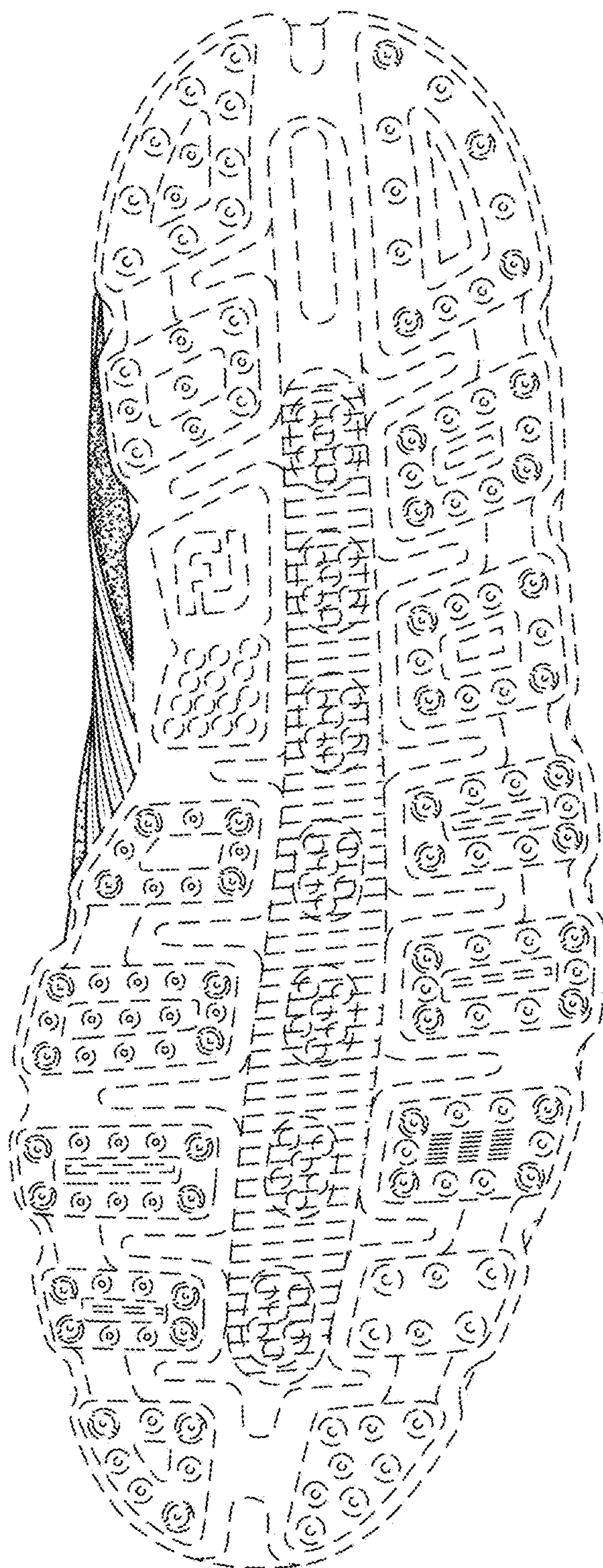


FIG. 5

