



US00D893849S

(12) **United States Design Patent**
Bidal

(10) **Patent No.:** **US D893,849 S**

(45) **Date of Patent:** **** Aug. 25, 2020**

(54) **GOLF SHOE UPPER**

(71) Applicant: **Acushnet Company**, Fairhaven, MA
(US)

(72) Inventor: **Jean-Marie Bidal**, Bridgewater, MA
(US)

(73) Assignee: **Acushnet Company**, Fairhaven, MA
(US)

(**) Term: **15 Years**

(21) Appl. No.: **29/650,691**

(22) Filed: **Jun. 8, 2018**

(51) **LOC (12) Cl.** **02-04**

(52) **U.S. Cl.**
USPC **D2/969**

(58) **Field of Classification Search**
USPC D2/896, 902, 906–908, 943–946, 969,
D2/972–974; D5/47, 49, 50, 53, 54, 56,
D5/60
CPC ... A43B 13/181; A43B 13/141; A43B 13/186;
A43B 13/188; A43B 23/00; A43B 23/02;
A43B 5/00; A43B 23/26; A43B 1/04;
A43B 11/14; A43B 7/00; A43B 3/12;
A43C 3/00; A43C 5/00; A43C 7/00;
A43C 11/004

See application file for complete search history.

(56) **References Cited**

U.S. PATENT DOCUMENTS

D433,560 S	*	11/2000	Pawlus	D2/902
D458,442 S	*	6/2002	Matis	D2/969
D474,580 S	*	5/2003	Pollastrelli	D2/907
D478,414 S	*	8/2003	Robinson, Jr.	D2/969
D511,882 S	*	11/2005	Robinson, Jr.	D2/906
D512,822 S	*	12/2005	Robinson, Jr.	D2/906
D512,823 S	*	12/2005	Robinson, Jr.	D2/906
D512,824 S	*	12/2005	Lane, III	D2/906
D513,663 S	*	1/2006	Lane, III	D2/906

D514,297 S	*	2/2006	Matis	D2/969
D522,229 S	*	6/2006	Kubo	D2/947
D524,016 S	*	7/2006	Robinson, Jr.	D2/902
D525,768 S	*	8/2006	Robinson, Jr.	D2/906
D540,020 S	*	4/2007	Lane, III	D2/969
D541,025 S	*	4/2007	Mochen	D2/969
D541,514 S	*	5/2007	Lane, III	D2/969
D544,686 S	*	6/2007	Shin	D2/972
D545,552 S	*	7/2007	Petrie	D2/972
D545,558 S	*	7/2007	McDowell	D2/972

(Continued)

Primary Examiner — Dominic V Simone

(74) *Attorney, Agent, or Firm* — Daniel W. Sullivan

(57) **CLAIM**

The ornamental design for a golf shoe upper, as shown and described.

DESCRIPTION

FIG. 1 is a top perspective view of the golf shoe upper of this invention;

FIG. 2 is a rear elevation view of the golf shoe upper of this invention.

FIG. 3 is a front elevation view of the golf shoe upper of this invention;

FIG. 4 is a lateral side elevation view of the golf shoe upper of this invention;


FIG. 5 is a medial side elevation view of the golf shoe upper of this invention;

FIG. 6 is a top plan view of the golf shoe upper of this invention; and,

FIG. 7 is a bottom plan view of the golf shoe upper of this invention.

In FIGS. 1-7, the broken lines showing a logo on the top surface of the shoe form no part of the claimed design. The different stippling shown on the top surface of the shoe indicates a contrast in appearance between the respective areas of the top surface. Also, the broken lines showing a shoe outsole including cleats on the bottom surface of the shoe form no part of the claimed design.

1 Claim, 3 Drawing Sheets



(56)

References Cited

U.S. PATENT DOCUMENTS

D560,339	S	*	1/2008	Lane, III	D2/969
D560,340	S	*	1/2008	Lane, III	D2/969
D560,341	S	*	1/2008	Mochen	D2/969
D560,343	S	*	1/2008	Mochen	D2/969
D571,994	S	*	7/2008	Lane, III	D2/969
D571,995	S	*	7/2008	Mochen	D2/969
D571,996	S	*	7/2008	Lane, III	D2/969
D571,997	S		7/2008	Teeter et al.		
D628,373	S	*	12/2010	Lane, III	D2/969
D628,786	S		12/2010	Lane, III		
D663,932	S	*	7/2012	Bacon	D2/906
D666,404	S		9/2012	Shaffer		
D707,027	S		6/2014	Shaffer		
D707,028	S		6/2014	Parker et al.		
D728,205	S	*	5/2015	Weddle	D2/906
D732,812	S	*	6/2015	Weddle	D2/906
D758,710	S	*	6/2016	Bacon	D2/969
D759,363	S	*	6/2016	Lane, III	D2/969
D762,960	S	*	8/2016	Lane, III	D2/969
D805,743	S	*	12/2017	Feeney	D2/906
D824,156	S	*	7/2018	Weddle	D2/969
D846,856	S	*	4/2019	Bacon	D2/969
D846,857	S	*	4/2019	Bacon	D2/969

* cited by examiner

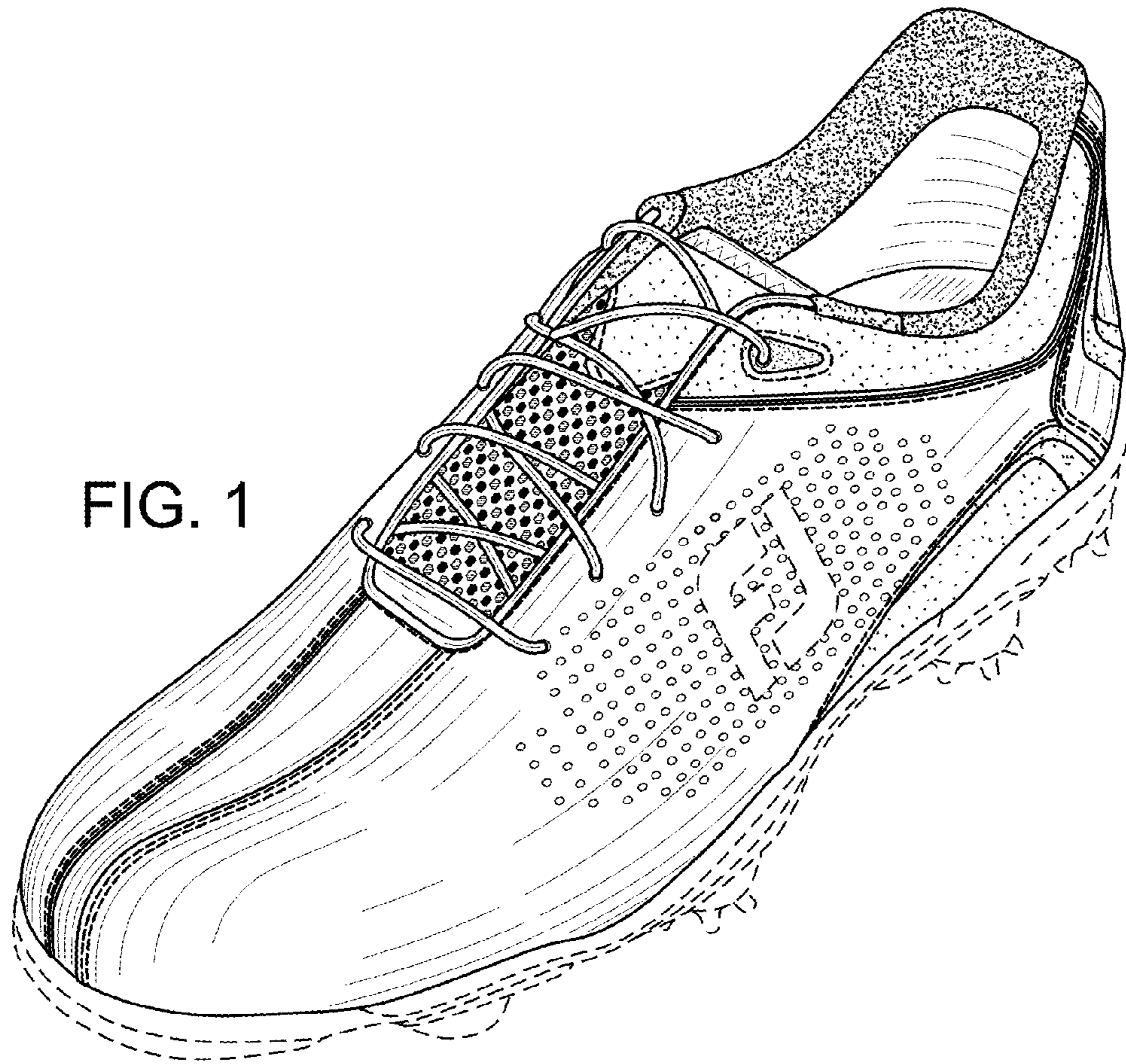


FIG. 1

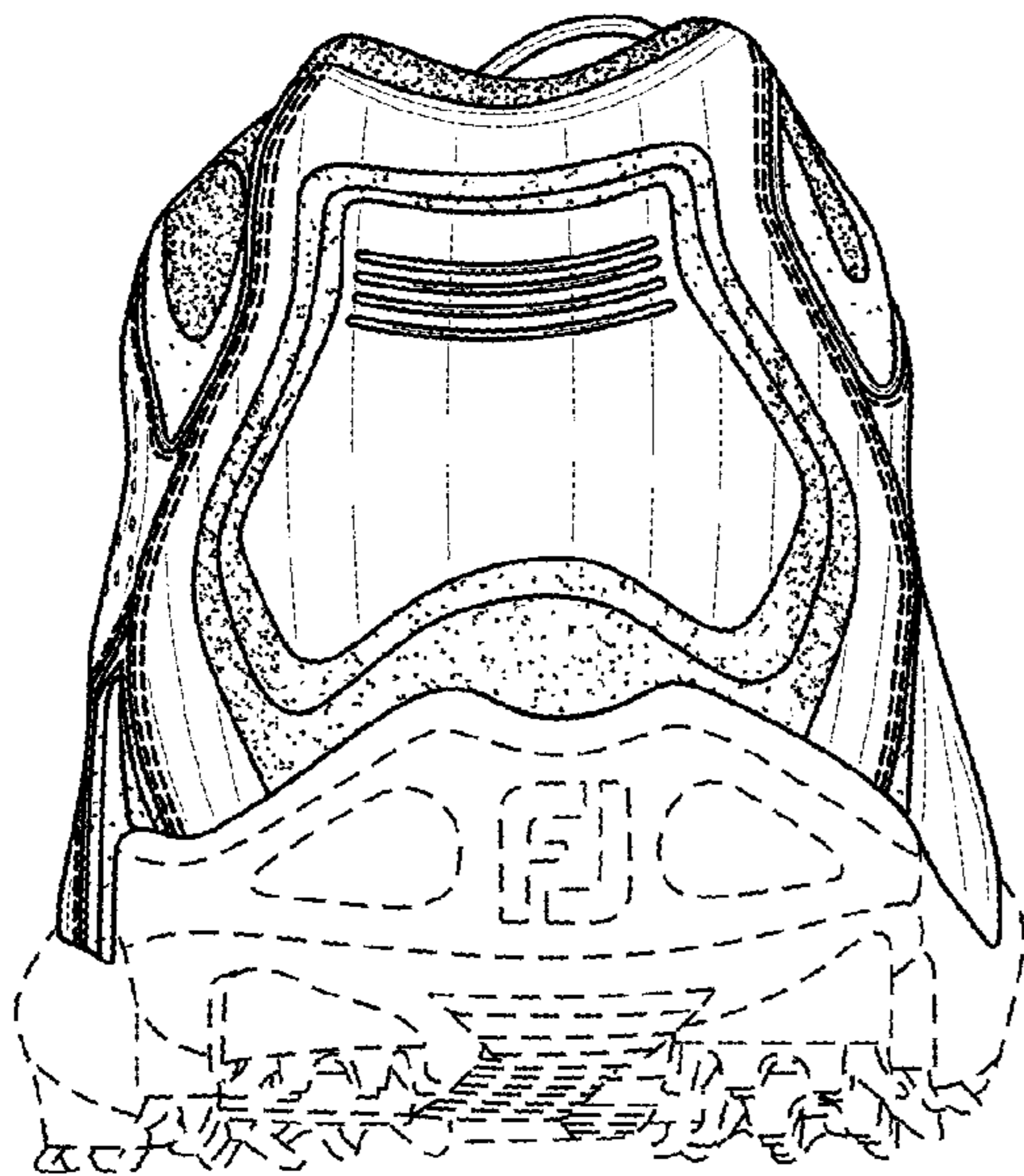


FIG. 2

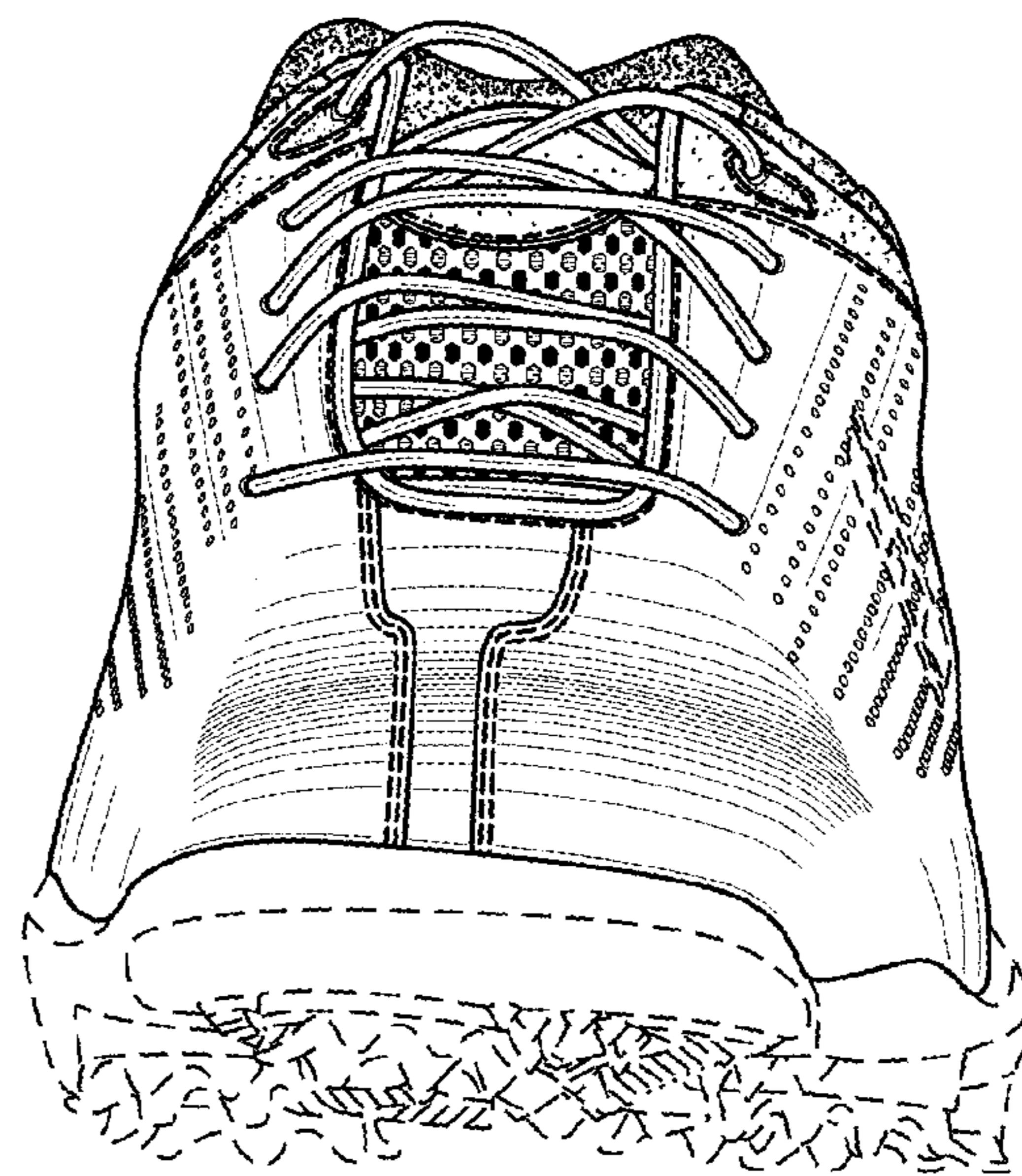


FIG. 3

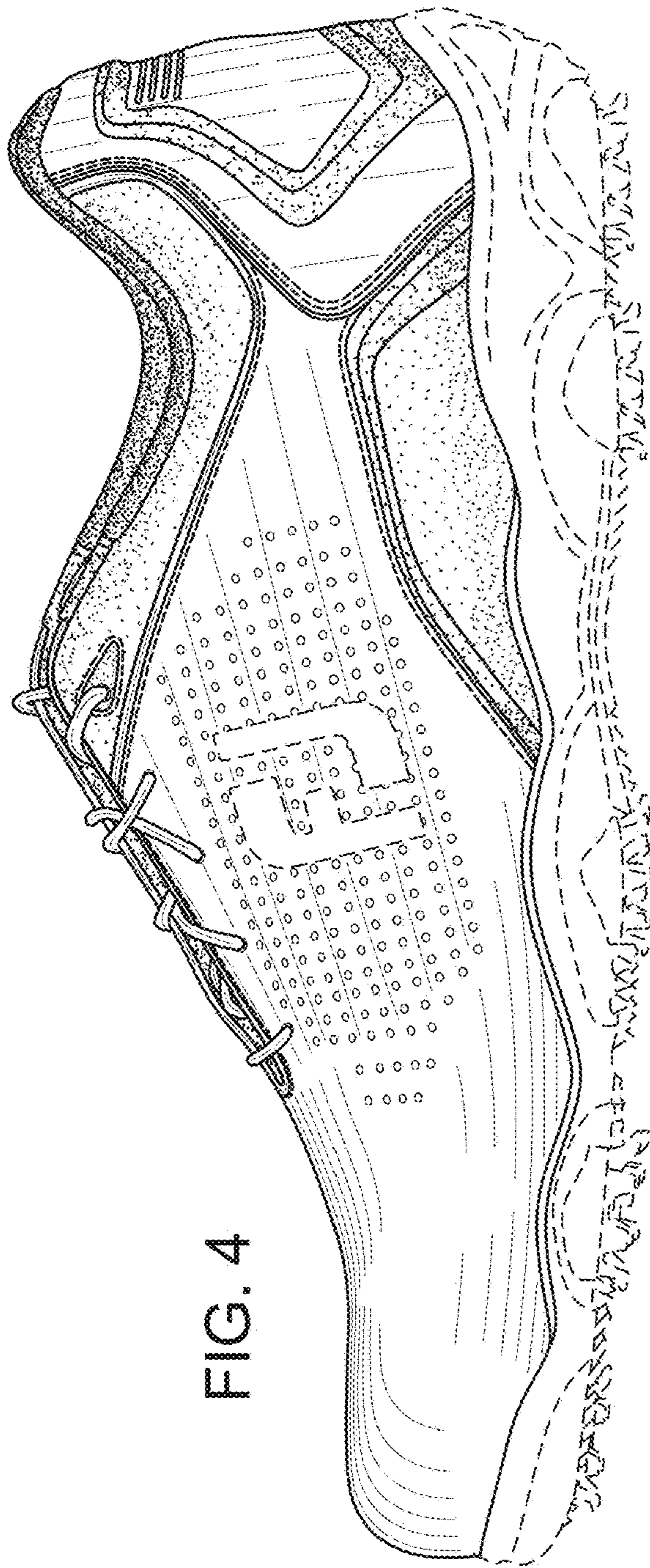


FIG. 4

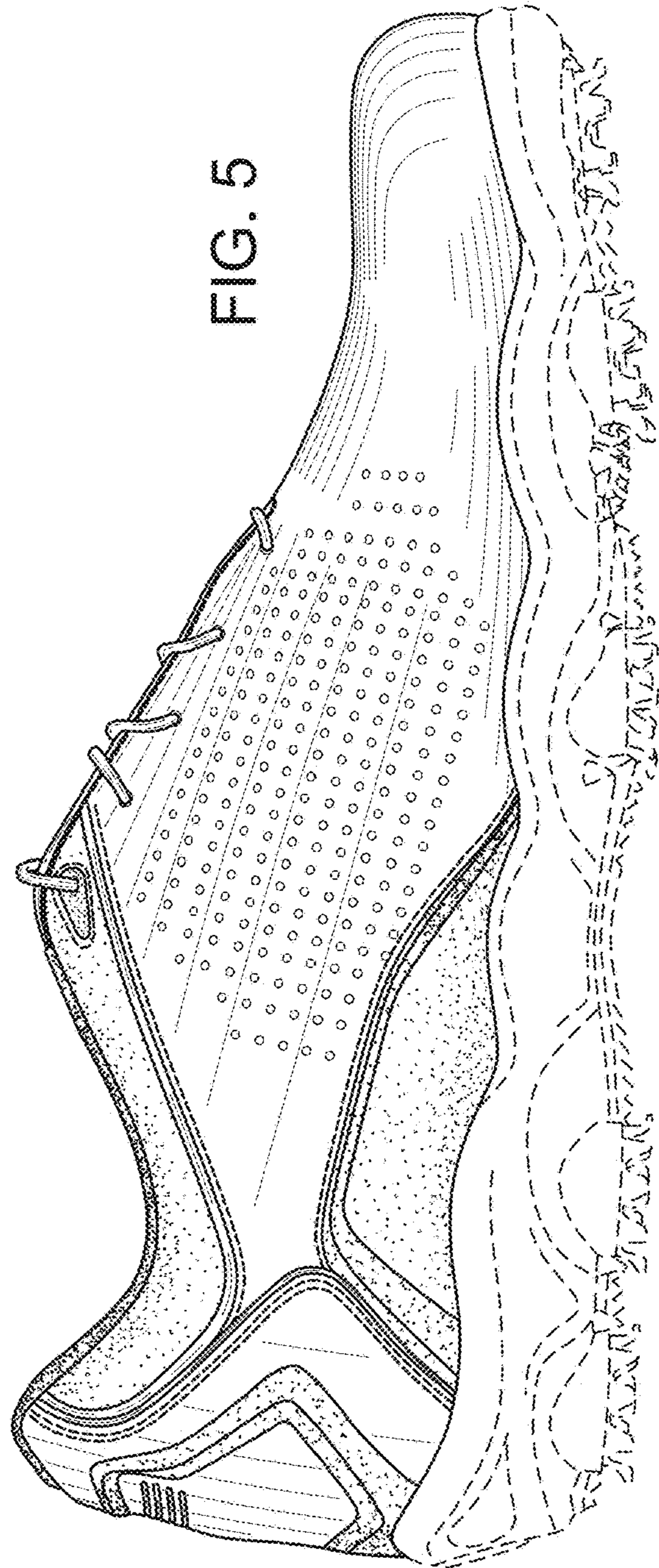


FIG. 5

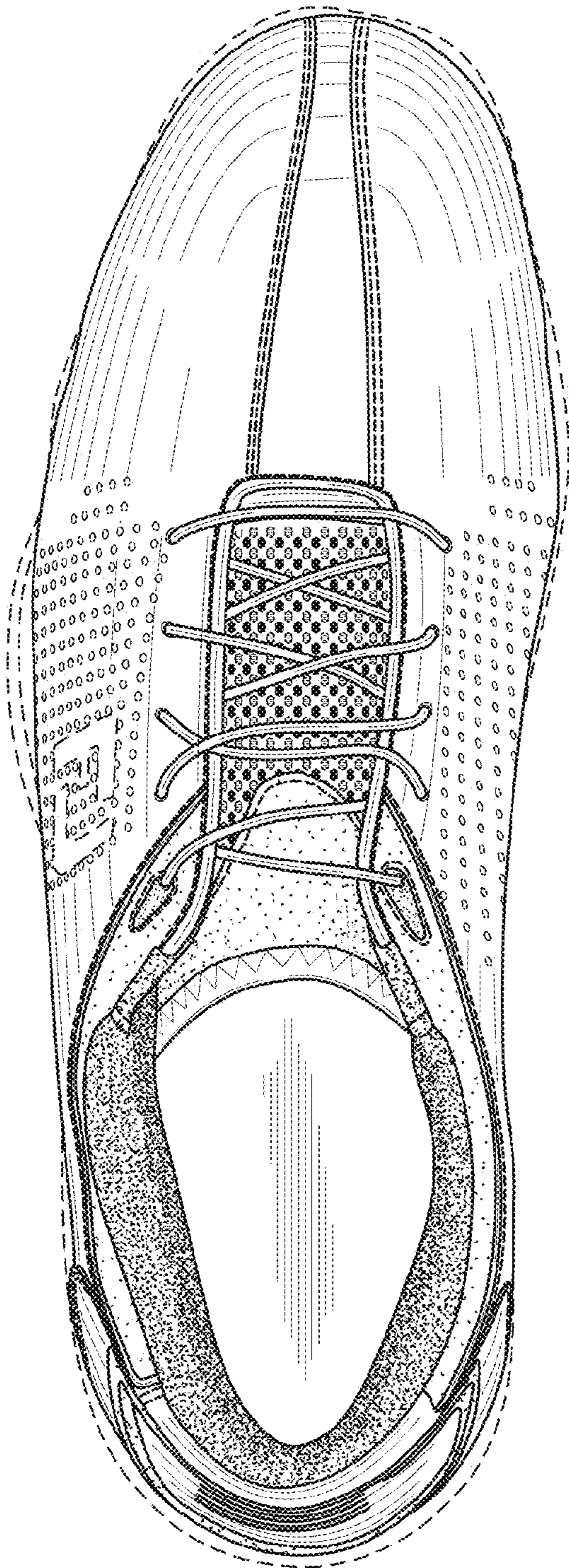


FIG. 6

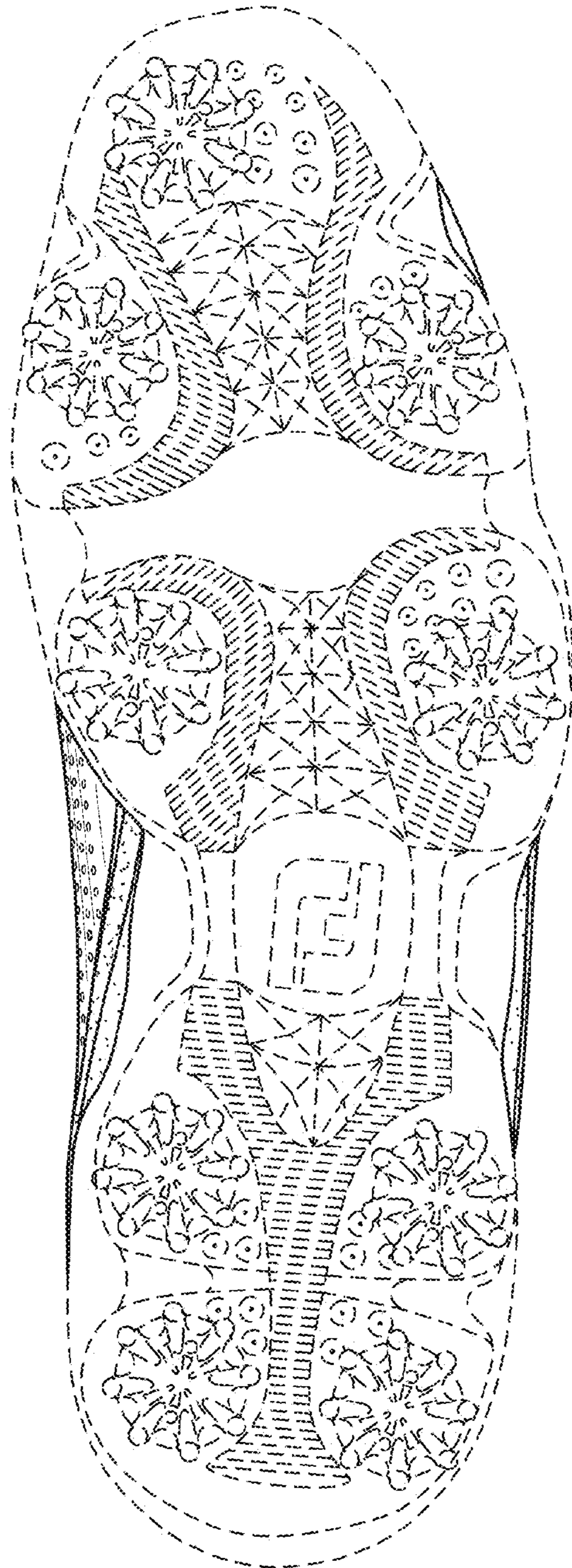


FIG. 7