



US00D893833S

(12) **United States Design Patent**  
**Franklin**

(10) **Patent No.:** **US D893,833 S**

(45) **Date of Patent:** **\*\* Aug. 25, 2020**

(54) **CUFF**

(71) Applicant: **Pamela Franklin**, Pasadena, CA (US)

(72) Inventor: **Pamela Franklin**, Pasadena, CA (US)

(\*\*) Term: **15 Years**

(21) Appl. No.: **29/670,765**

(22) Filed: **Nov. 19, 2018**

(51) **LOC (12) Cl.** ..... **02-02**

(52) **U.S. Cl.**  
USPC ..... **D2/858**

(58) **Field of Classification Search**  
USPC ..... D2/617, 619, 621, 622, 851, 853, 858  
CPC ..... A41D 1/06; A41D 27/00; A41B 7/00  
See application file for complete search history.

(56) **References Cited**

U.S. PATENT DOCUMENTS

D173,927 S *	2/1955	Anthony	.....	D2/712
D174,752 S *	5/1955	Immerman	.....	D2/722
D385,820 S *	11/1997	Weder	.....	D11/164
D386,718 S *	11/1997	Weder	.....	D11/164
D461,944 S *	8/2002	Williams, Jr.	.....	D2/858
D482,297 S *	11/2003	Timoshenko	.....	D11/164
D528,743 S *	9/2006	MacMillan	.....	A41D 1/06
				D2/742
D600,889 S *	9/2009	Schlueter Langdon	.....	D2/851
D735,972 S *	8/2015	Webster	.....	D2/851
D743,147 S *	11/2015	Clark	.....	D2/742
D811,716 S *	3/2018	Guzman	.....	D2/972

OTHER PUBLICATIONS

A.T.U.N. Ink Denim Double-Ruffle Flare Pants, posted at zulily.com, posting date not given, [online], [site visited Apr. 21, 2020].

Available from Internet, URL: <https://www.zulily.com/p/ink-denim-double-ruffle-flare-pants-5675-83919051.html> (Year: 2020).\*

Kobieta Double Flounce Ruffle Cuff Pants, posted at shopkobieta.com, posting date not given, [online], [site visited Apr. 21, 2020]. Available from Internet, URL: <https://www.shopkobieta.com/products/the-kobieta-double-flounce-ruffle-cuff-pants-ready-to-ship-ivory-cream-size-14-16> (Year: 2020).\*

\* cited by examiner

*Primary Examiner* — George D. Kirschbaum

*Assistant Examiner* — Maria J Edwards

(74) *Attorney, Agent, or Firm* — Cotman IP Law Group


(57) **CLAIM**

The ornamental design for a cuff, as shown and described.

**DESCRIPTION**

FIG. 1 is a perspective view of the cuff showing the new design;  
FIG. 2 is a left elevation view thereof;  
FIG. 3 is a right elevation view thereof;  
FIG. 4 is a top plan view thereof;  
FIG. 5 is a bottom plan view thereof; and,  
FIG. 6 is a perspective view of the cuff on a wearer's leg. The broken lines on the cuff in FIGS. 1-6 depict portions of the cuff and form no part of the claimed design. The broken lines showing a wearer's leg and foot in FIG. 6 depict environmental structure and form no part of the claimed design.

**1 Claim, 5 Drawing Sheets**



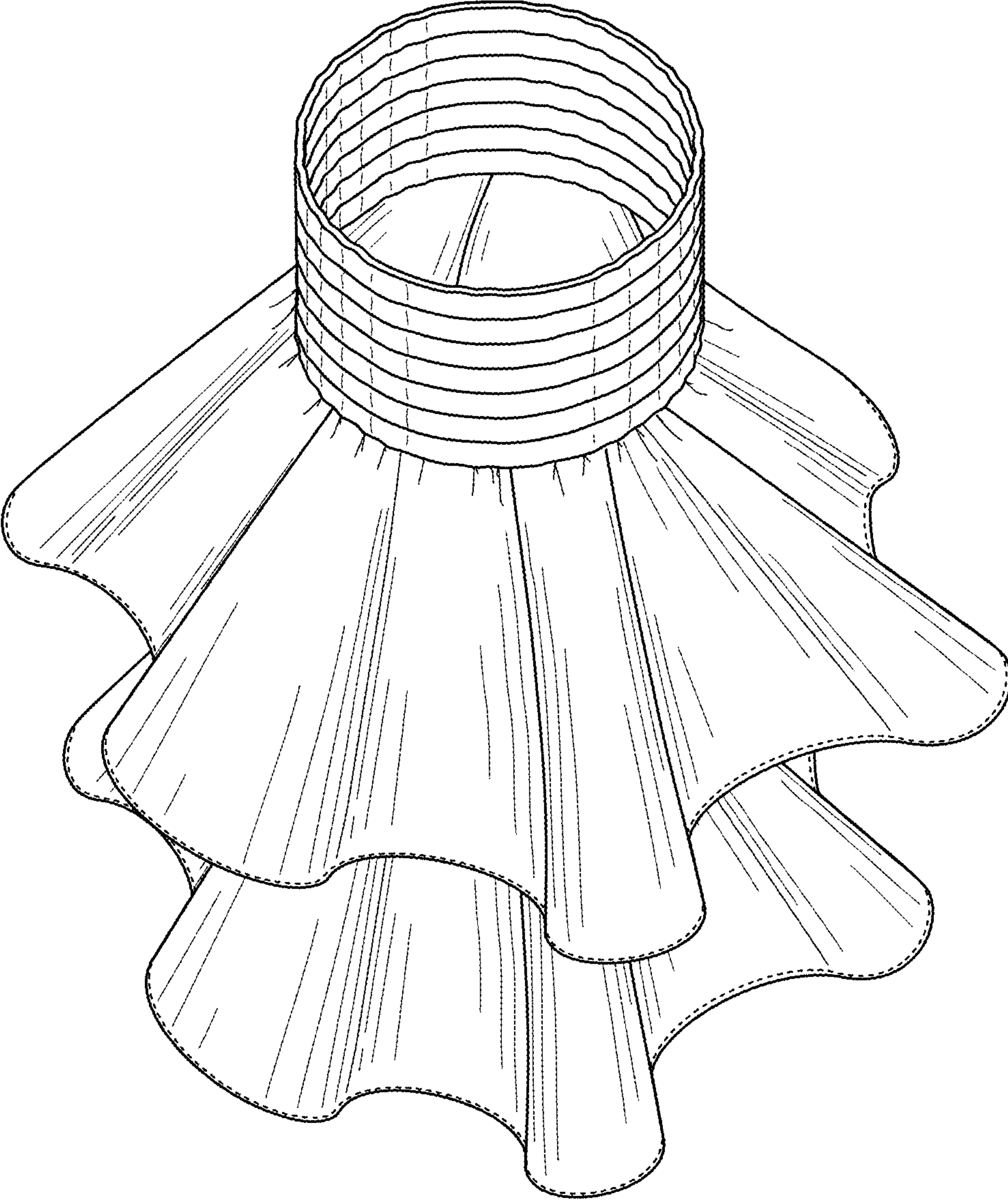


FIG. 1

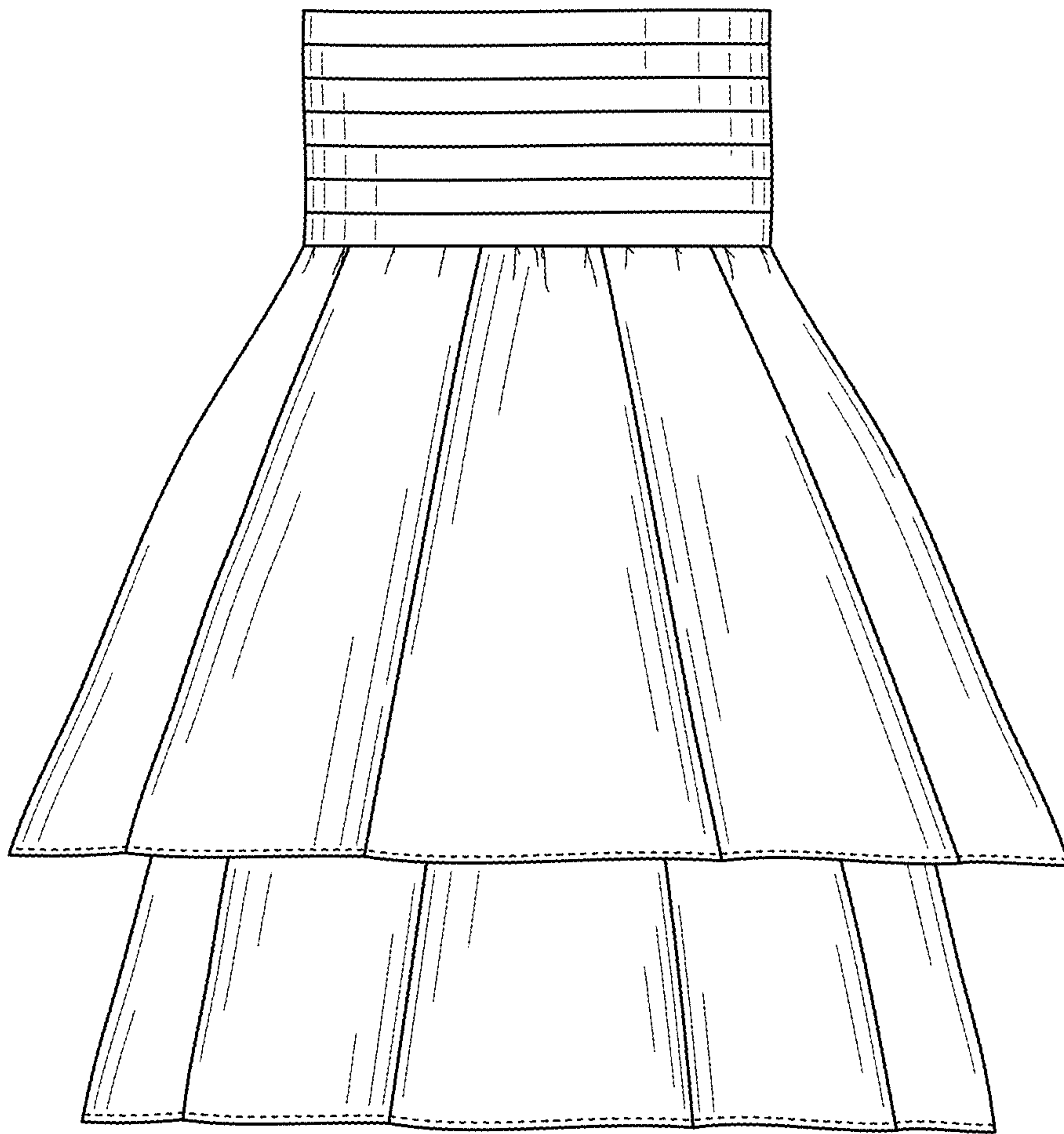


FIG. 2

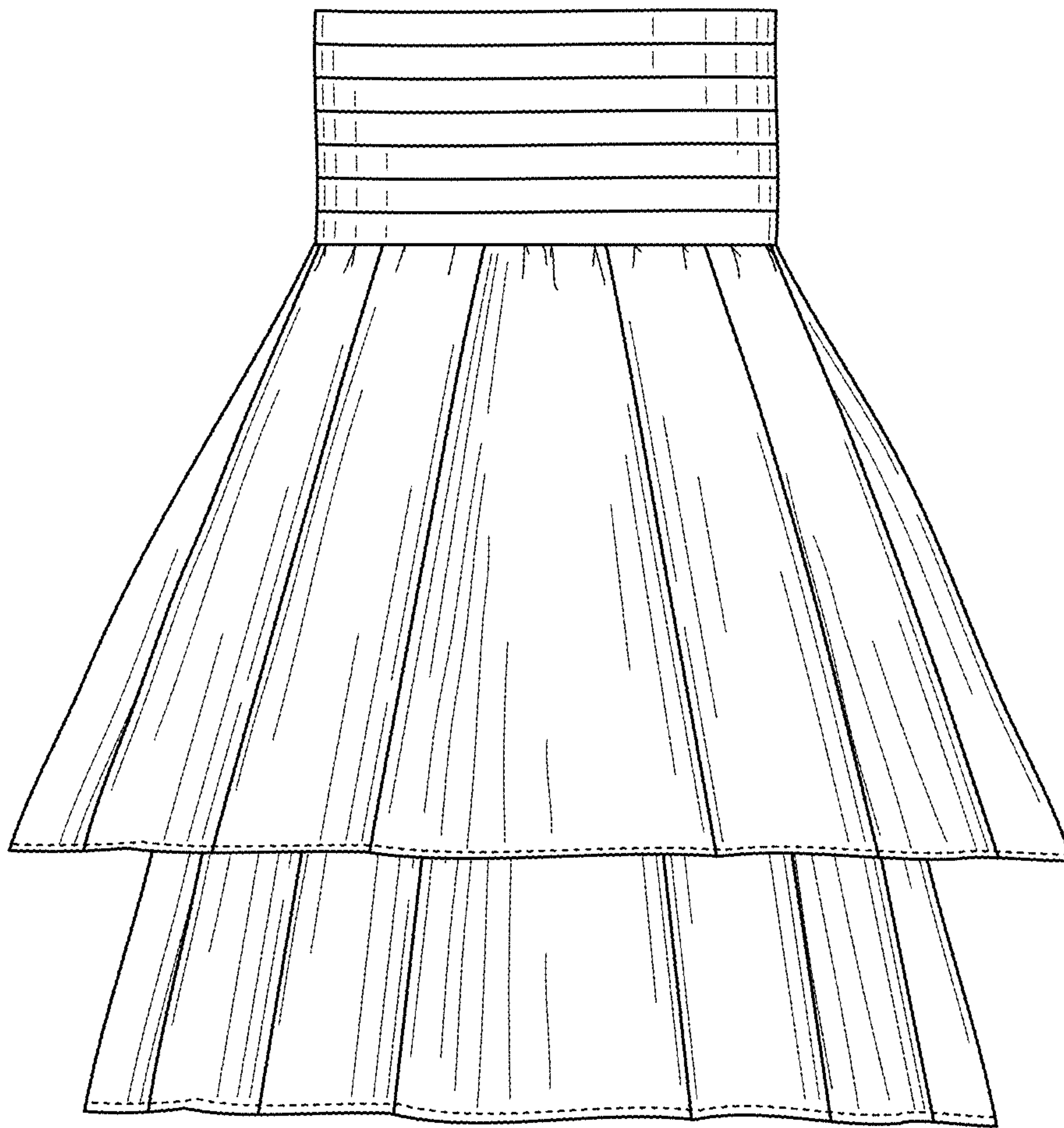


FIG. 3






FIG. 4

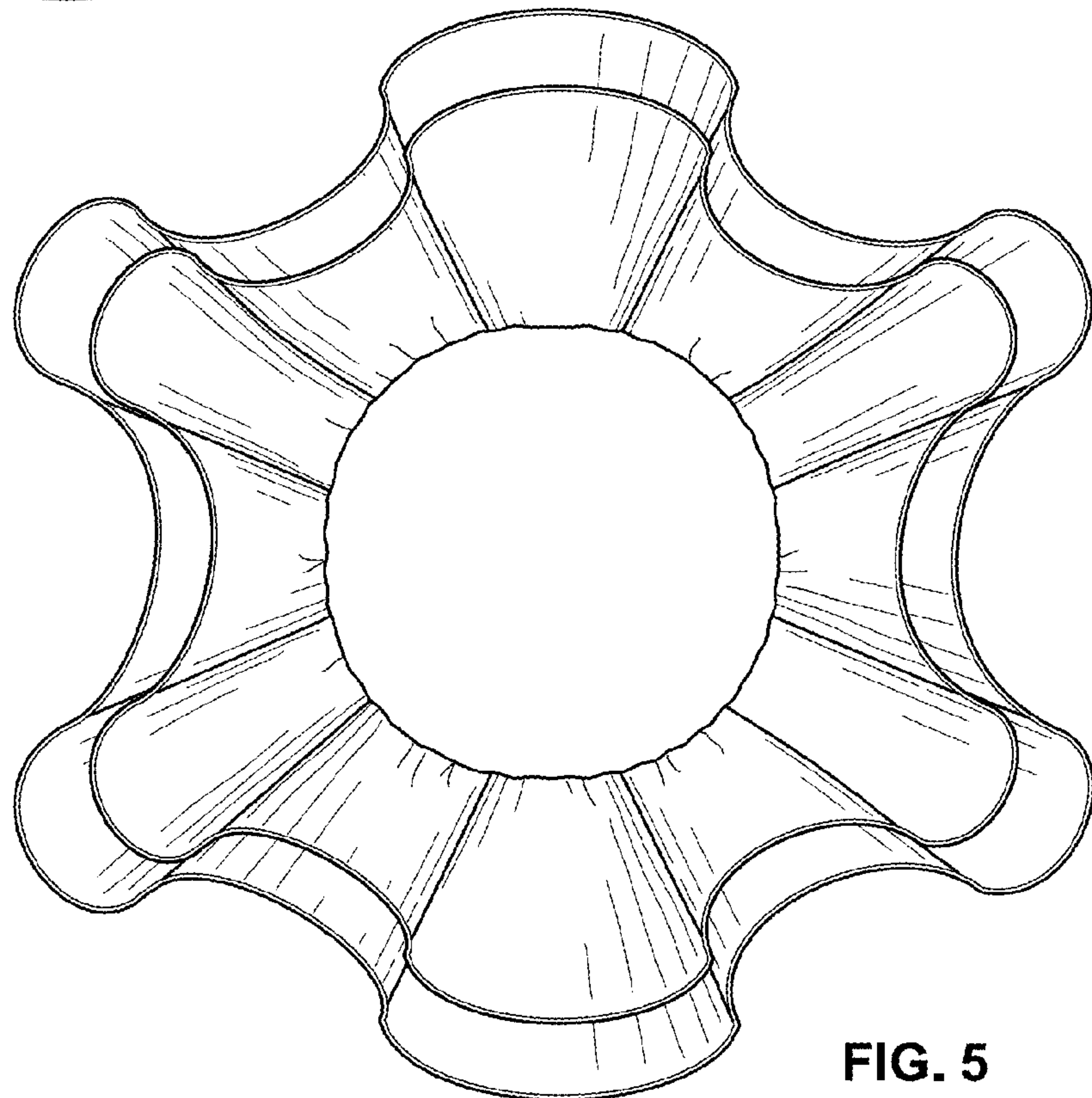


FIG. 5




FIG. 6