



US00D893827S

(12) **United States Design Patent**
Kahvecioglu

(10) **Patent No.:** **US D893,827 S**

(45) **Date of Patent:** **** Aug. 25, 2020**

(54) **BREAD BUN**

(71) Applicant: **Seyfettin Kahvecioglu**, Troisdorf (DE)

(72) Inventor: **Seyfettin Kahvecioglu**, Troisdorf (DE)

(**) Term: **15 Years**

(21) Appl. No.: **29/666,095**

(22) Filed: **Oct. 10, 2018**

(30) **Foreign Application Priority Data**

Apr. 10, 2018 (EM) 005228442-0011

(51) **LOC (12) Cl.** **01-01**

(52) **U.S. Cl.**
USPC **D1/129**

(58) **Field of Classification Search**
USPC D1/100-130, 199; 426/104, 108, 138,
426/391, 549, 808, 94, 143, 559, 560;
D6/597, 601, 303; D7/359, 354, 628,
D7/675; D21/623, 803, 386, 503; 28/4;
119/710; D25/138; D9/456, 624, 629,
D9/707; D11/44, 56, 81, 83, 103, 149,
D11/157; 249/92; D3/208, 271.1;
D99/5
CPC .. A21D 13/0025; A21D 13/0074; B26D 3/11;
A47J 37/043; A47J 37/049; A47J 43/18;
A22C 17/006; A22C 13/0013; A23L
1/164; A23L 1/005; A23B 4/10; B65D
81/343

See application file for complete search history.

(56) **References Cited**

U.S. PATENT DOCUMENTS

D29,273 S * 8/1898 Kolb D1/129
2,029,664 A * 2/1936 Lassiter A21D 13/32
426/283
D205,126 S * 6/1966 Haessler D1/122

D251,816 S * 5/1979 Majeski D1/122
4,214,517 A * 7/1980 Caldwell A21B 5/02
249/122
4,348,949 A * 9/1982 Selleck A21B 3/13
426/391

(Continued)

OTHER PUBLICATIONS

Headmistress. "Saucy Beef-Filled French Bread." The Common Room. Aug. 6, 2010. Web. Aug. 26, 2019. <<http://thecommonroomblog.com/2010/08/saucy-beef-filled-french-bread.html>>.*

Primary Examiner — Katie Jane Stofko
(74) *Attorney, Agent, or Firm* — MacMillan, Sobanski & Todd, LLC

(57) **CLAIM**

The ornamental design for a bread bun, as shown and described.

DESCRIPTION

The patent or application file contains at least one drawing executed in color. Copies of this patent or patent application publication with color drawing(s) will be provided by the Office upon request and payment of the necessary fee.

FIG. 1 is a top plan view of a bread bun showing my new design;

FIG. 2 is a top, left side perspective view thereof;

FIG. 3 is a top, right side perspective view thereof;

FIG. 4 is top, rear perspective view thereof;

FIG. 5 is a top, right perspective view thereof, shown in an alternate position


FIG. 6 is a perspective view thereof, shown in an open position;

FIG. 7 is another perspective view thereof, shown in an open position;

FIG. 8 is an end perspective view thereof, shown in an open position; and,

FIG. 9 is a side perspective view thereof, shown in an open position.

1 Claim, 9 Drawing Sheets
(9 of 9 Drawing Sheet(s) Filed in Color)



(56)

References Cited

U.S. PATENT DOCUMENTS

D354,159 S * 1/1995 Martin D1/122
D432,756 S * 10/2000 Rapaport D1/129
D450,420 S * 11/2001 Brost D1/129
D755,468 S * 5/2016 Elliott D1/122
2010/0055258 A1* 3/2010 Bernard A21D 13/32
426/138
2012/0201927 A1* 8/2012 Meikle A21B 3/134
426/62
2017/0265485 A1* 9/2017 Froese A21D 13/32

* cited by examiner



FIG. 1



FIG. 2



FIG. 3

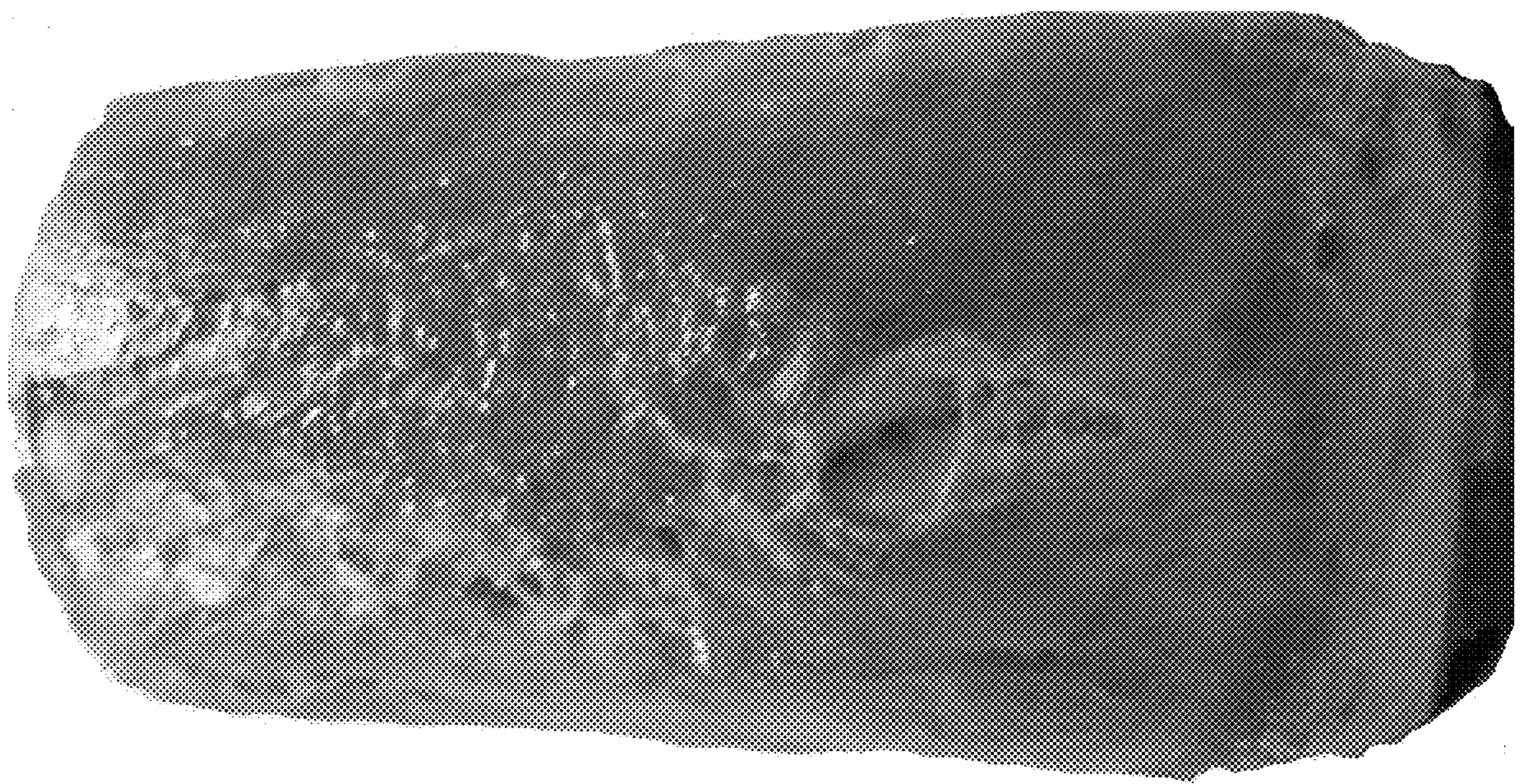


FIG. 4



FIG. 5




FIG. 6




FIG. 7




FIG. 8




FIG. 9