



US00D893817S

(12) **United States Design Patent** (10) **Patent No.:** **US D893,817 S**
Fryer (45) **Date of Patent:** **** Aug. 18, 2020**

(54) **DISH RACK FOR DISHWASHING MACHINE**

(71) Applicant: **ARC HOLDINGS**, Arques (FR)

(72) Inventor: **James Fryer**, Phoenix, AZ (US)

(73) Assignee: **ARC MANAGEMENT SERVICES**,
Arques (FR)

(**) Term: **15 Years**

(21) Appl. No.: **29/643,718**

(22) Filed: **Apr. 11, 2018**

(30) **Foreign Application Priority Data**

Oct. 11, 2017 (EM) 004377307-0001

(51) **LOC (12) Cl.** **15-05**

(52) **U.S. Cl.**
USPC **D32/3**

(58) **Field of Classification Search**
USPC D32/1, 3, 25, 29, 5-6, 8
CPC D06F 33/02; D06F 39/02; D06F 2204/065;
D06F 25/00; D06F 35/006
See application file for complete search history.

(56) **References Cited**

U.S. PATENT DOCUMENTS

- 3,392,869 A * 7/1968 Needt B65D 1/243
220/518
- D259,818 S * 7/1981 Beavis D3/311
- D327,970 S * 7/1992 Watanabe D3/313
- 5,316,172 A * 5/1994 Apps B65D 21/0212
220/519
- D399,614 S * 10/1998 Goodin D32/3
- D403,472 S * 12/1998 Goodin D32/3

- D412,607 S * 8/1999 Goodin D32/3
- D683,087 S * 5/2013 Clores A47L 19/04
D32/3
- D683,504 S * 5/2013 Clores D32/3
- D688,426 S * 8/2013 Clores D32/3
- D703,396 S * 4/2014 Scherrer D32/3
- D703,882 S * 4/2014 Williams D32/3
- D850,031 S * 5/2019 Han D32/3
- D855,906 S * 8/2019 Han D32/3

* cited by examiner

Primary Examiner — Michelle E. Wilson

(74) *Attorney, Agent, or Firm* — Cantor Colburn LLP

(57) **CLAIM**

I claim, the ornamental design for a dish rack for dishwashing machine, as shown and described.

DESCRIPTION

The patent or application file contains at least one drawing executed in color. Copies of this patent or patent application publication with color drawing(s) will be provided by the Office upon request and payment of the necessary fee.

FIG. 1 is a top and front perspective view of a dish rack with lid for dishwashing machine, showing my new design;

FIG. 2 is another perspective view thereof with the lid removed;

FIG. 3 is a bottom and front perspective view of the dish rack of FIG. 1;

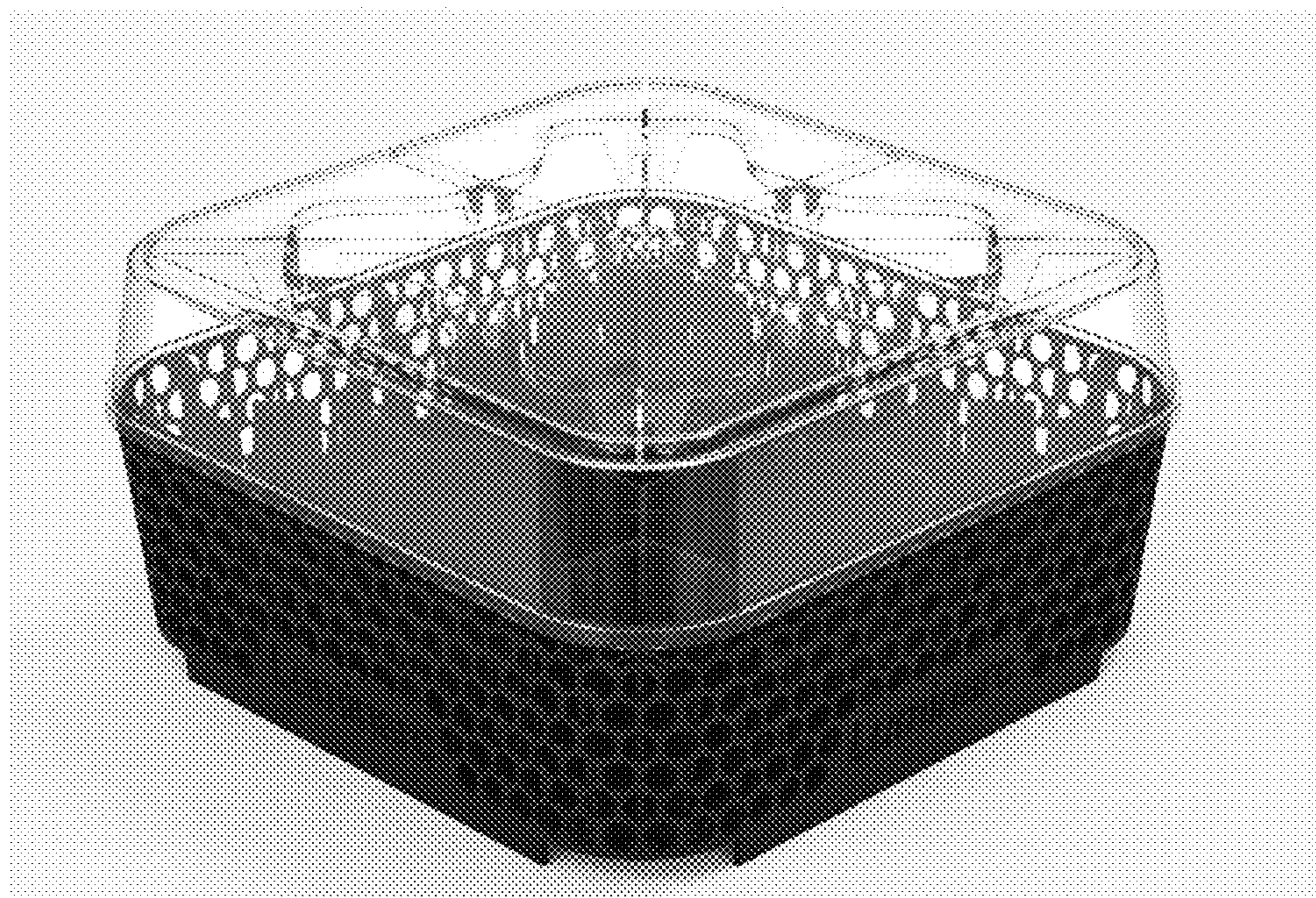
FIG. 4 is a bottom and front perspective view of the lid;

FIG. 5 is a bottom plan view of the dish rack of FIG. 2; and,

FIG. 6 is a side elevation view of the dish rack of FIG. 2, all other side views being a mirror image hereof.

The text, "LUMINARC", visible in the Figures forms no part of the claimed design and is herein disclaimed.

1 Claim, 6 Drawing Sheets
(6 of 6 Drawing Sheet(s) Filed in Color)






FIGURE 1




FIGURE 2




FIGURE 3

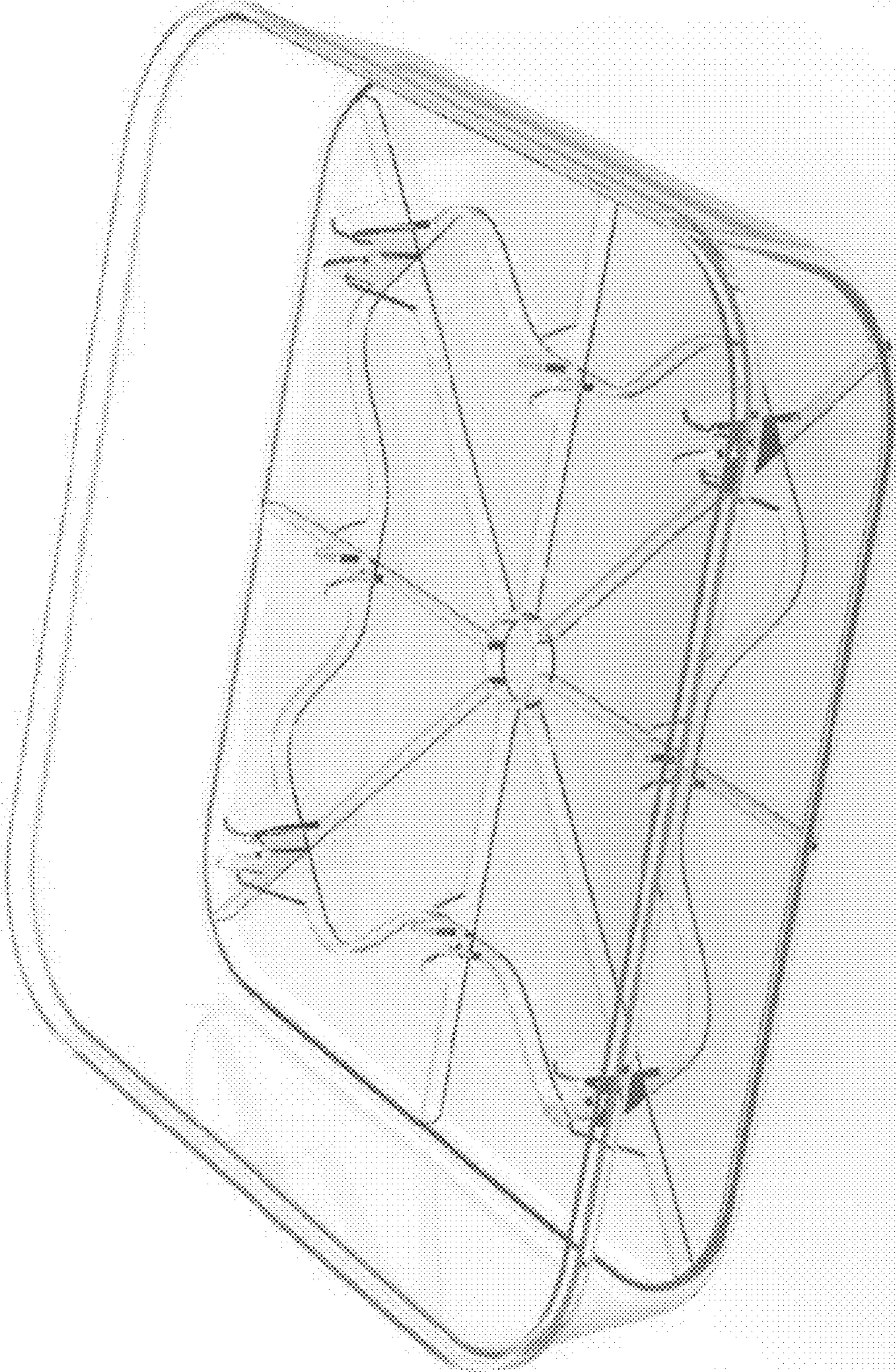


FIGURE 4




FIGURE 5

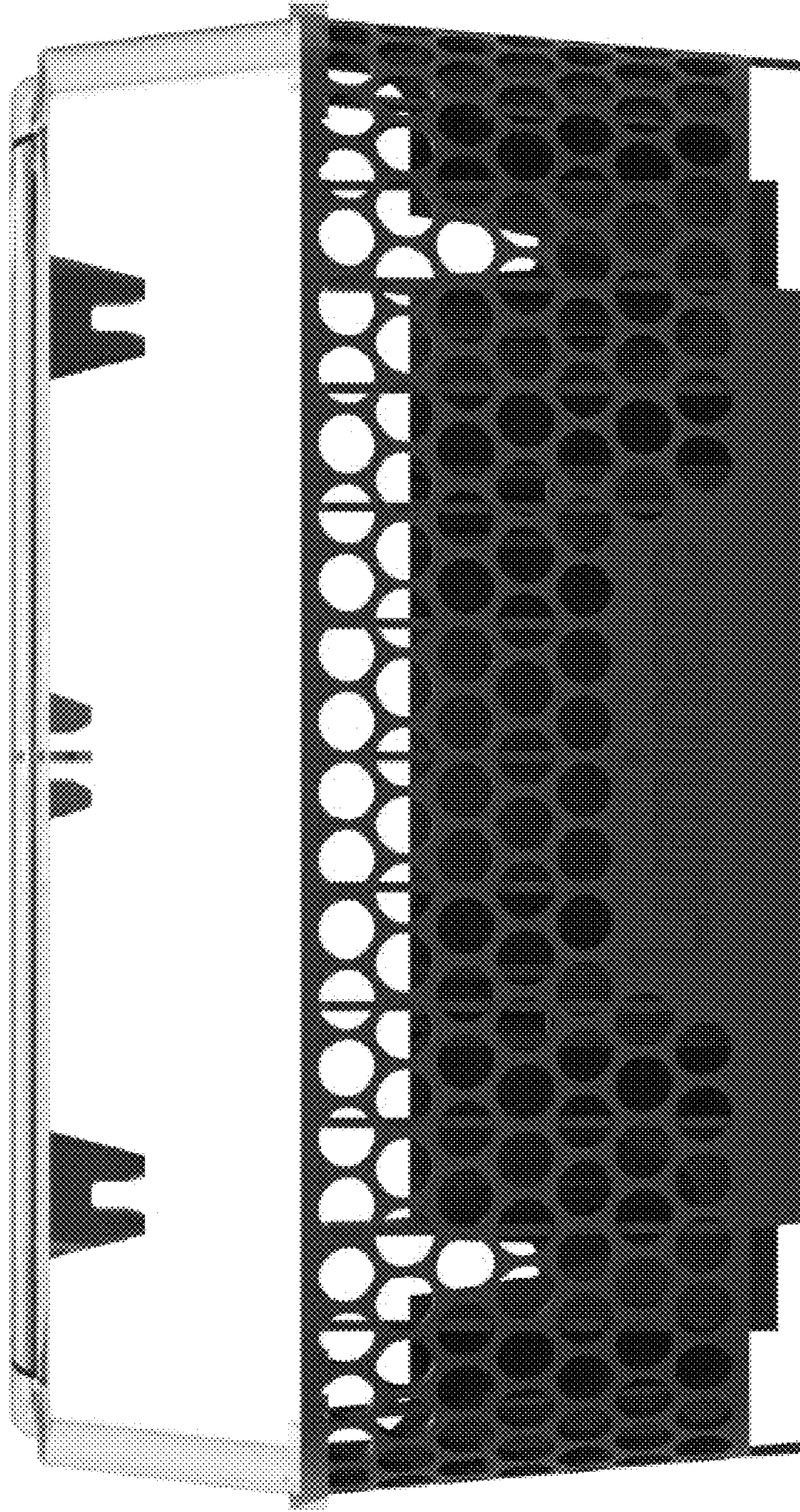


FIGURE 6