



US00D893804S

(12) **United States Design Patent** (10) **Patent No.:** **US D893,804 S**  
**Zhang** (45) **Date of Patent:** **\*\* \*Aug. 18, 2020**

(54) **HAIR CLIPPER**

(56) **References Cited**

(71) Applicant: **KONINKLIJKE PHILIPS N.V.**,  
Eindhoven (NL)

U.S. PATENT DOCUMENTS

(72) Inventor: **Mingshuo Zhang**, Amstelveen (NL)

5,937,526	A *	8/1999	Wahl .....	B26B 19/20 30/200
D628,745	S *	12/2010	Dingelstad .....	D28/53
D637,760	S *	5/2011	Tasar .....	D28/53
D651,747	S *	1/2012	Nitsch .....	D28/53
D698,084	S *	1/2014	Yoon .....	D28/53
D722,200	S *	2/2015	Nitsch .....	D28/53
D722,723	S *	2/2015	Nitsch .....	D28/53
9,434,078	B2 *	9/2016	Julemont .....	B26B 19/20
D771,314	S *	11/2016	Andersson .....	D28/53
D823,543	S *	7/2018	Smith .....	D28/53
10,029,377	B2 *	7/2018	Zijlstra .....	B26B 19/20
10,293,500	B1 *	5/2019	Baker .....	B26B 19/20
D869,769	S *	12/2019	Zhang .....	D28/53
2017/0072577	A1 *	3/2017	Darwinkel .....	B26B 19/20
2017/0305020	A1 *	10/2017	Darwinkel .....	B26B 19/20
2017/0341245	A1 *	11/2017	Nayna .....	B26B 19/20
2018/0222068	A1 *	8/2018	Halmut .....	B26B 19/20
2018/0370050	A1 *	12/2018	Janssen .....	B26B 19/388
2019/0009418	A1 *	1/2019	Baltussen .....	B26B 29/3826

(73) Assignee: **KONINKLIJKE PHILIPS N.V.**,  
Eindhoven (NL)

(\*) Notice: This patent is subject to a terminal disclaimer.

(\*\*) Term: **15 Years**

(21) Appl. No.: **29/715,527**

(22) Filed: **Dec. 3, 2019**

**Related U.S. Application Data**

(63) Continuation of application No. 29/658,235, filed on Jul. 30, 2018, now Pat. No. Des. 869,769.

**Foreign Application Priority Data**

Jan. 31, 2018 (EM) ..... 004687564-0001

(51) **LOC (12) Cl.** ..... **28-03**

(52) **U.S. Cl.**  
USPC ..... **D28/53**

(58) **Field of Classification Search**  
USPC ..... D28/49-54  
CPC .... B26B 19/20-205; B26B 19/00-107; B26B 19/12-18; B26B 19/22-24; B26B 19/26-265; B26B 19/28-36; B26B 19/38-48

See application file for complete search history.

\* cited by examiner

*Primary Examiner* — Jennifer Rivard

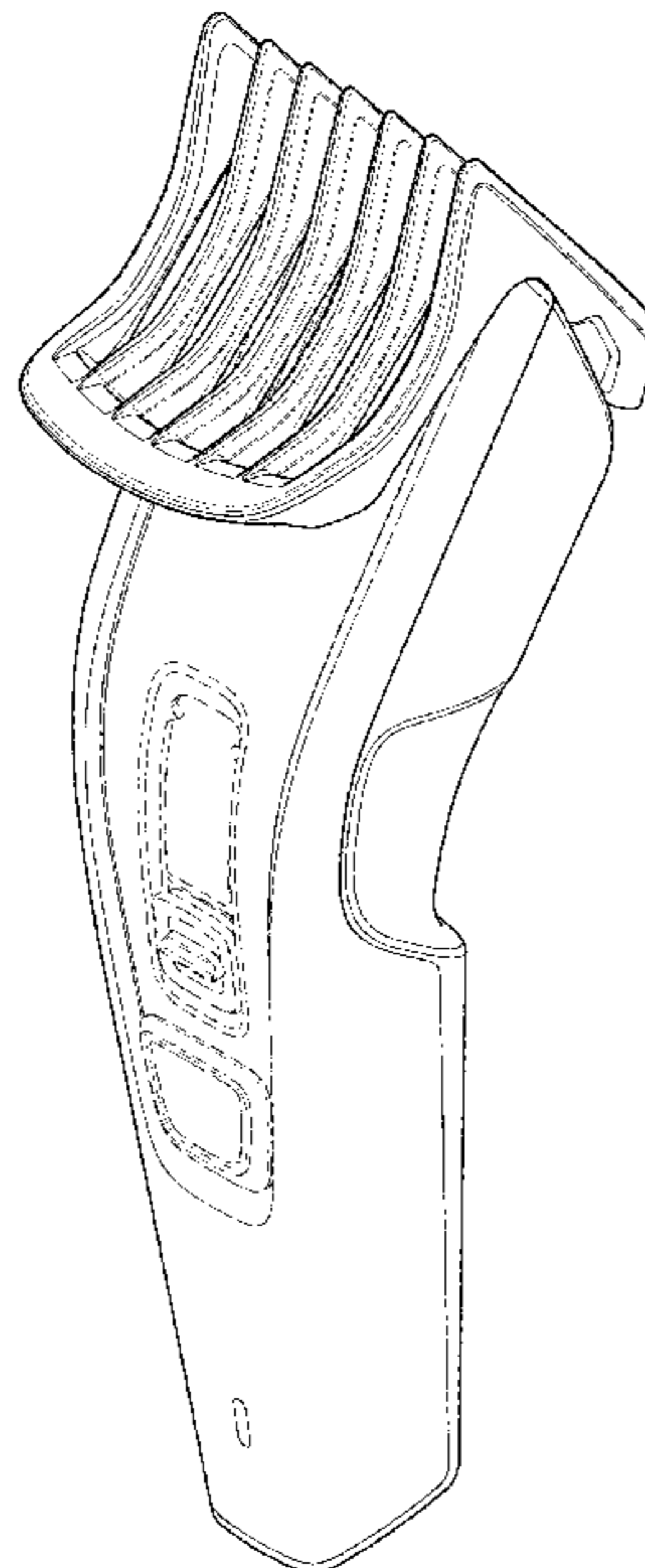
(57) **CLAIM**

The ornamental design for a hair clipper, as shown and described.

**DESCRIPTION**

FIG. 1 is a perspective view showing my design; FIG. 2 is a front elevational view thereof; FIG. 3 is a rear elevational view thereof; FIG. 4 is a right side elevational view thereof; FIG. 5 is a left side elevational view thereof; FIG. 6 is a top plan view thereof; and, FIG. 7 is a bottom plan view thereof. The broken lines illustrate portions of the hair clipper that form no part of the claimed design.

**1 Claim, 4 Drawing Sheets**



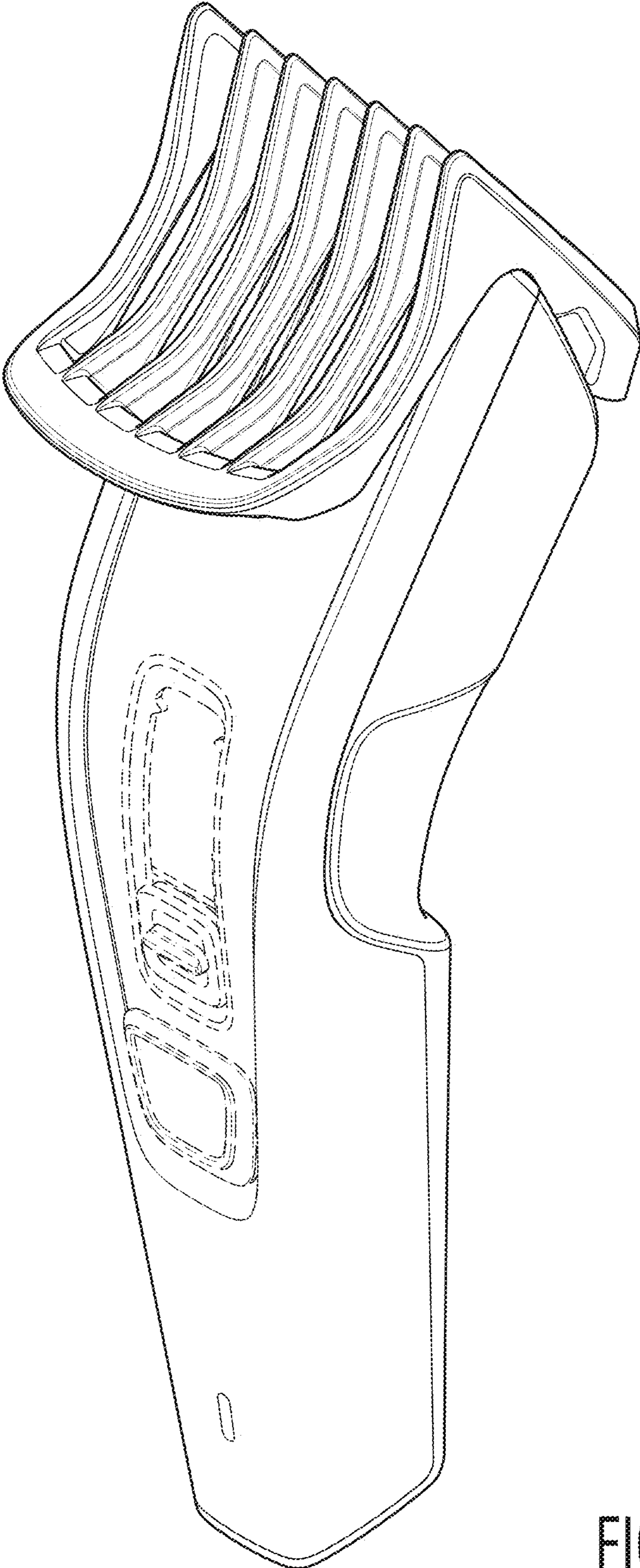


FIG. 1

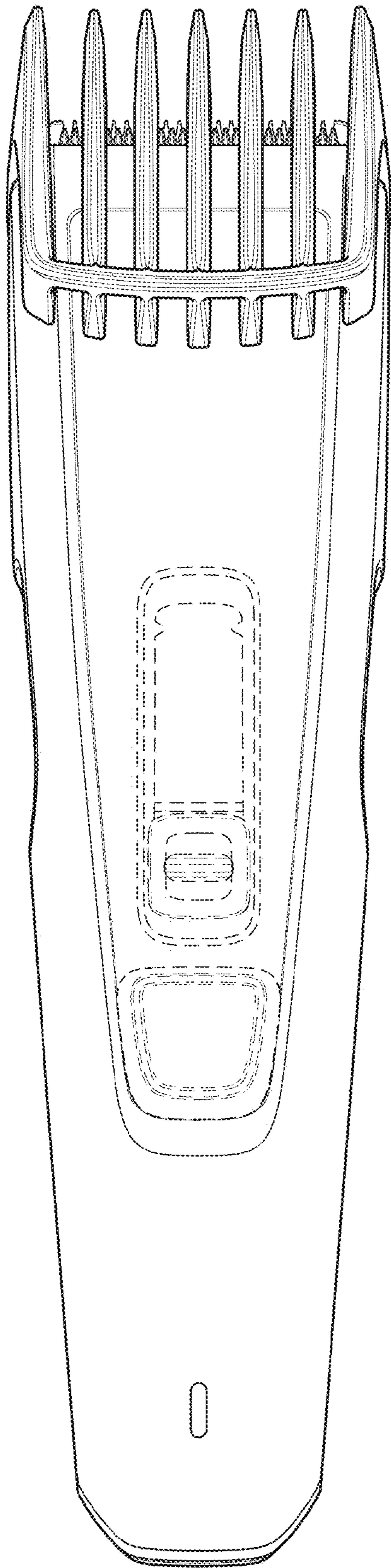


FIG. 2

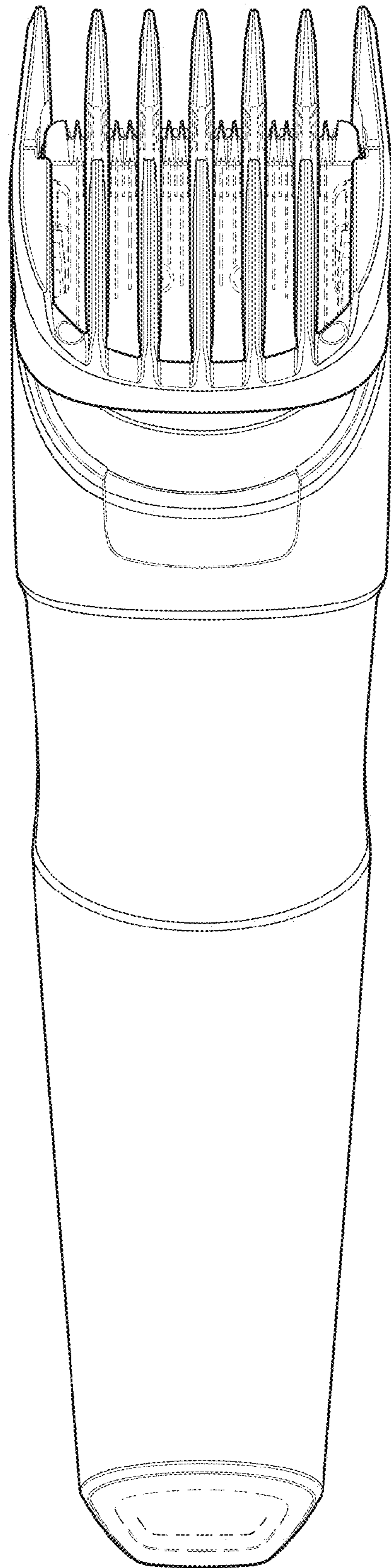


FIG. 3

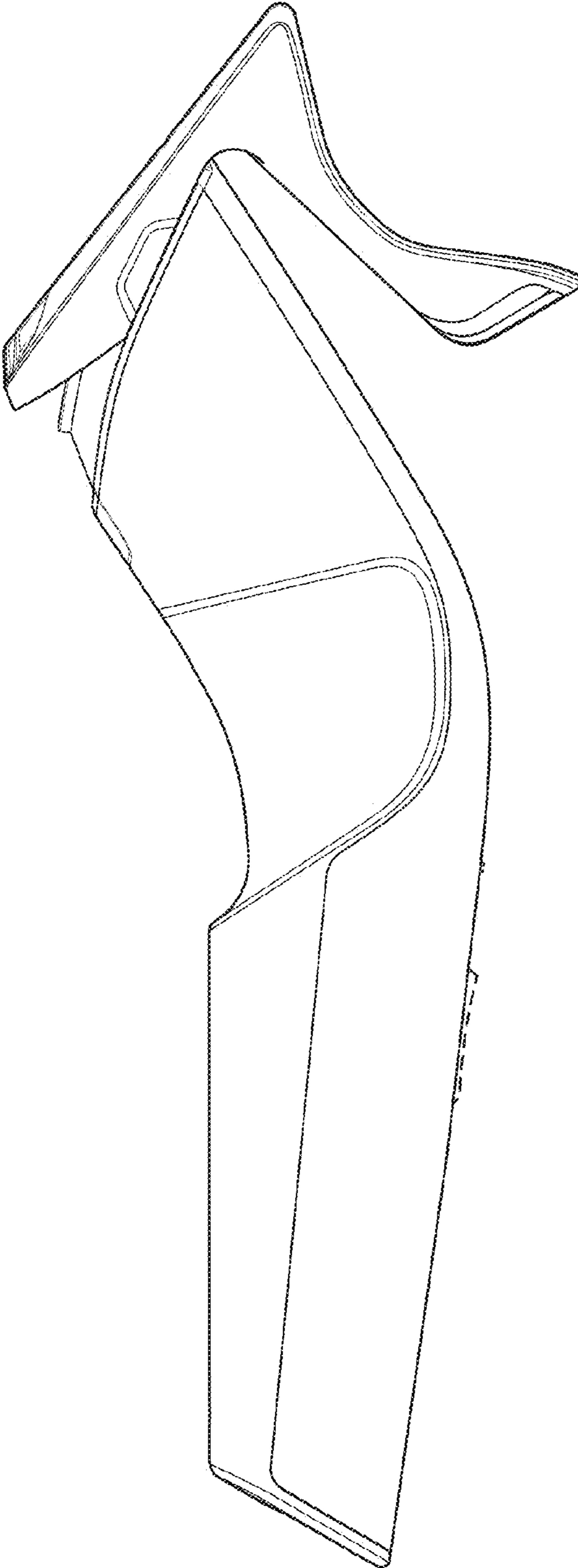


FIG. 4

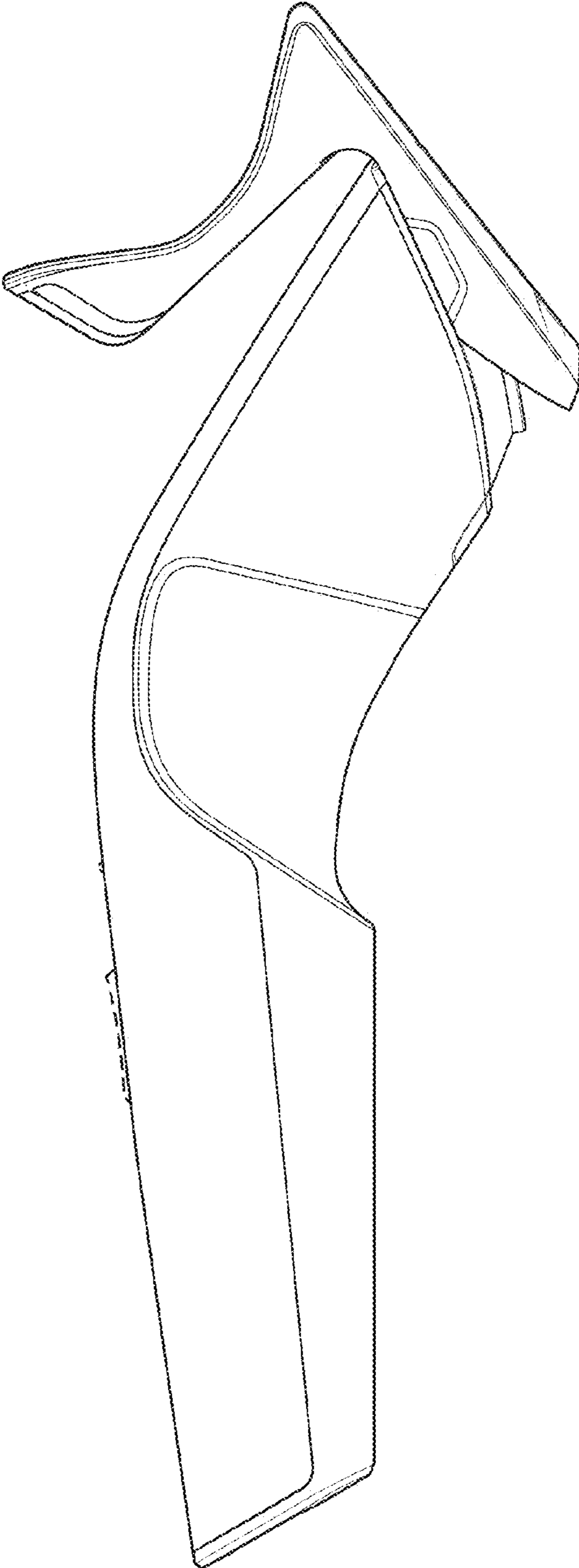


FIG. 5

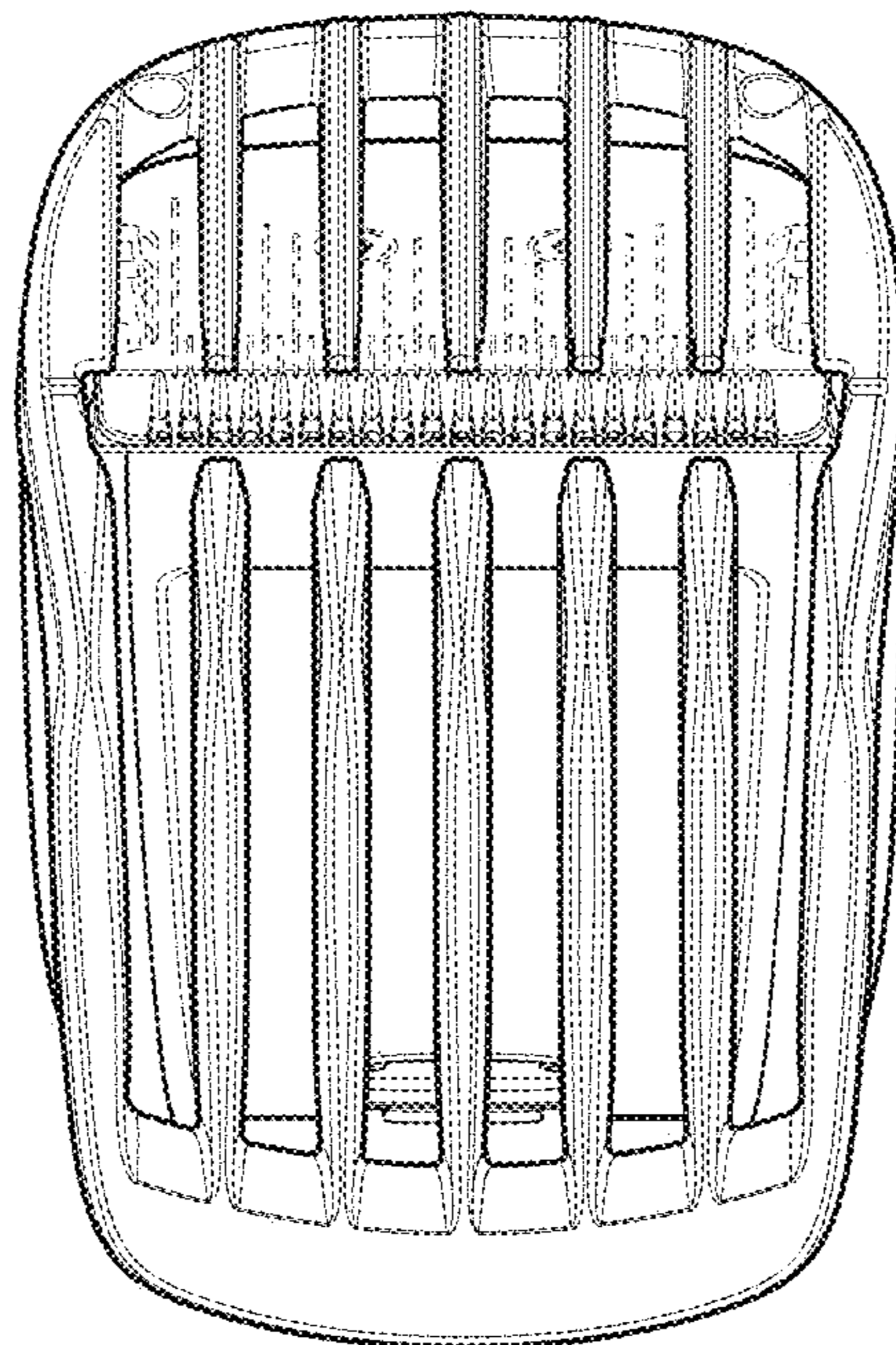


FIG. 6

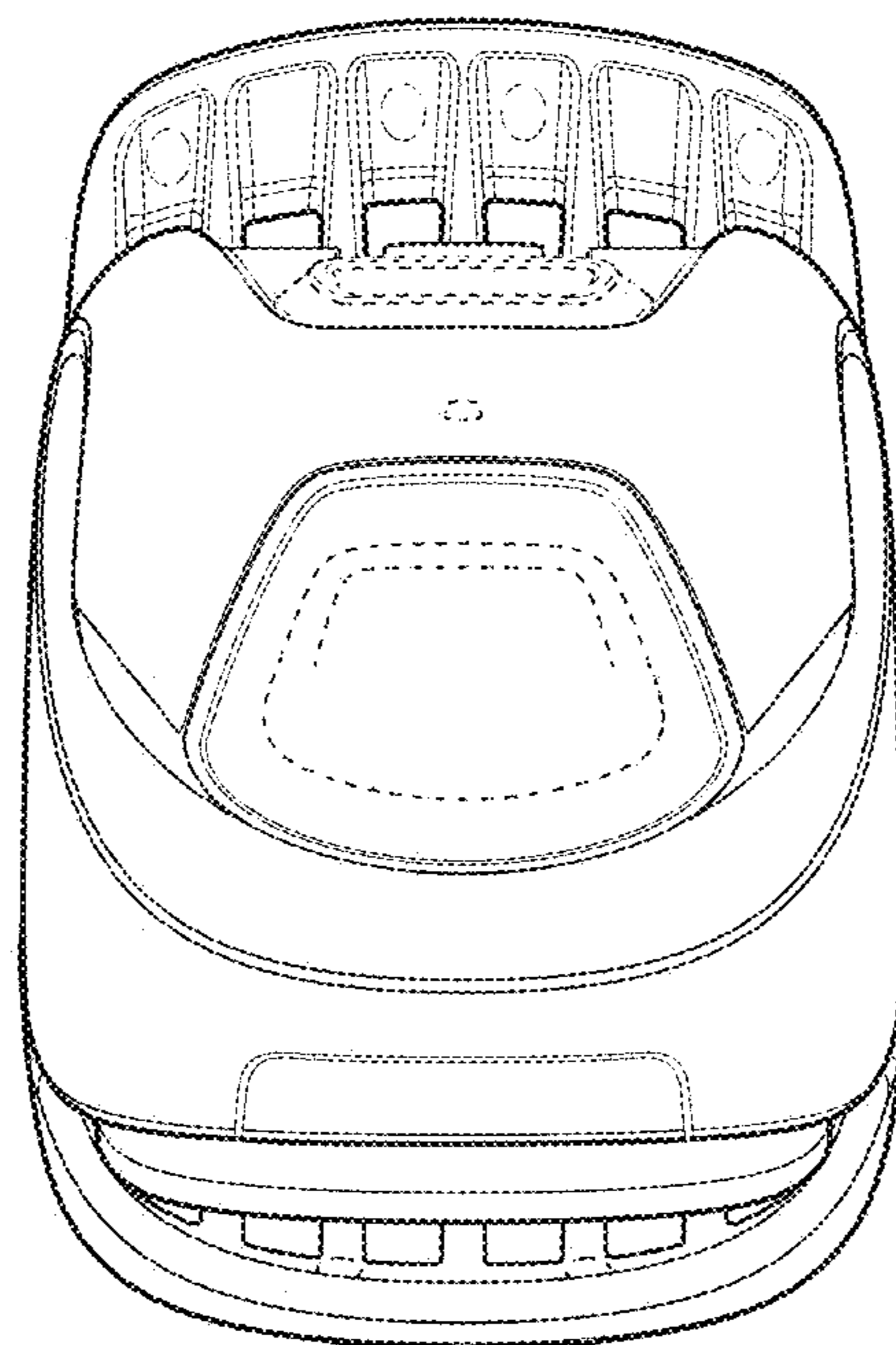


FIG. 7