

US00D893795S

(12) **United States Design Patent** (10) **Patent No.:** **US D893,795 S**  
**Amato et al.** (45) **Date of Patent:** **\*\* Aug. 18, 2020**

(54) **LIGHTING FIXTURE**

(71) Applicant: **The Urban Electric Company**, North Charleston, SC (US)

(72) Inventors: **Michael Amato**, London (GB); **David Dawson**, Charleston, SC (US); **Jonathan Charpia**, Summerville, SC (US); **Joeangel Casanova**, North Charleston, SC (US); **Christopher Roof**, Charleston, SC (US); **Brianna Magagnoli**, North Charleston, SC (US); **Janis Golubeckis**, Mount Pleasant, SC (US)

(73) Assignee: **The Urban Electric Company**, North Charleston, SC (US)

(\*\*) Term: **15 Years**

(21) Appl. No.: **29/664,533**

(22) Filed: **Sep. 26, 2018**

(51) **LOC (12) Cl.** ..... **26-05**

(52) **U.S. Cl.**  
USPC ..... **D26/118**

(58) **Field of Classification Search**  
USPC ..... D26/1, 24, 63, 67, 72, 73, 83, 85, 91, D26/118, 119, 135  
CPC ..... F21V 21/00; F21V 21/14; F21V 21/30; F21V 14/00; F21V 14/02; F21V 13/04; F21V 7/00; F21V 7/0091; F21V 1/00; F21V 1/04; F21V 1/08; F21V 1/14; F21S 8/00; F21S 8/003; F21S 8/043  
See application file for complete search history.

(56) **References Cited**

**U.S. PATENT DOCUMENTS**

D301,758 S \* 6/1989 Sapper ..... D26/85  
D419,716 S \* 1/2000 Parrochia ..... D26/118

D601,295 S \* 9/2009 Brown ..... D26/118  
D615,239 S \* 5/2010 Rashidi ..... D26/118  
D746,508 S \* 12/2015 Deluca ..... D26/118  
D755,438 S \* 5/2016 Kimmet ..... D26/118  
D768,911 S \* 10/2016 Deluca ..... D26/118  
D819,866 S 6/2018 Amato et al.

**OTHER PUBLICATIONS**

U.S. Appl. No. 29/641,154, Amato, Michael.  
<https://urbanelectricco.com/chiltern.html> (available May 31, 2017).

\* cited by examiner

*Primary Examiner* — Wan Laymon

*Assistant Examiner* — Clint A Samuel

(74) *Attorney, Agent, or Firm* — Haynsworth Sinkler Boyd, P.A.

(57) **CLAIM**

The ornamental design for a lighting fixture, as shown and described.

**DESCRIPTION**

FIG. 1 is a top perspective view of a lighting fixture depicting a new design;

FIG. 2 is a bottom perspective view thereof;

FIG. 3 is a front elevational view thereof;

FIG. 4 is a left elevational view thereof;

FIG. 5 is a right elevational view thereof;

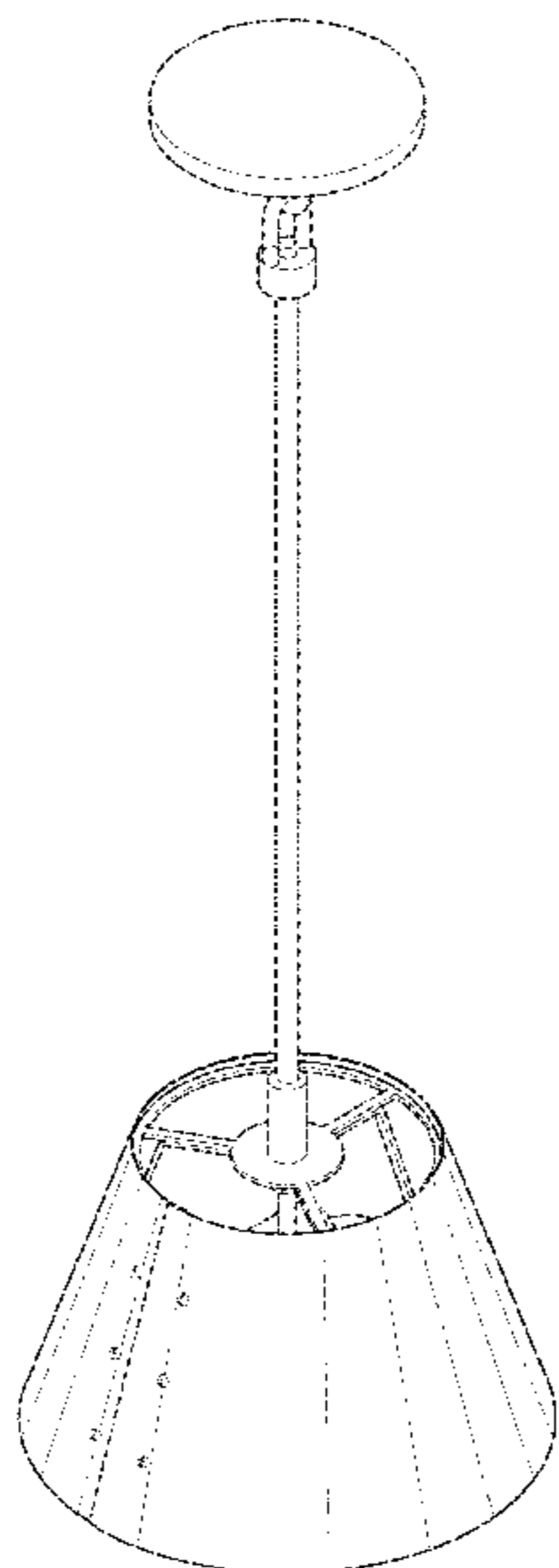
FIG. 6 is a back elevational view thereof;

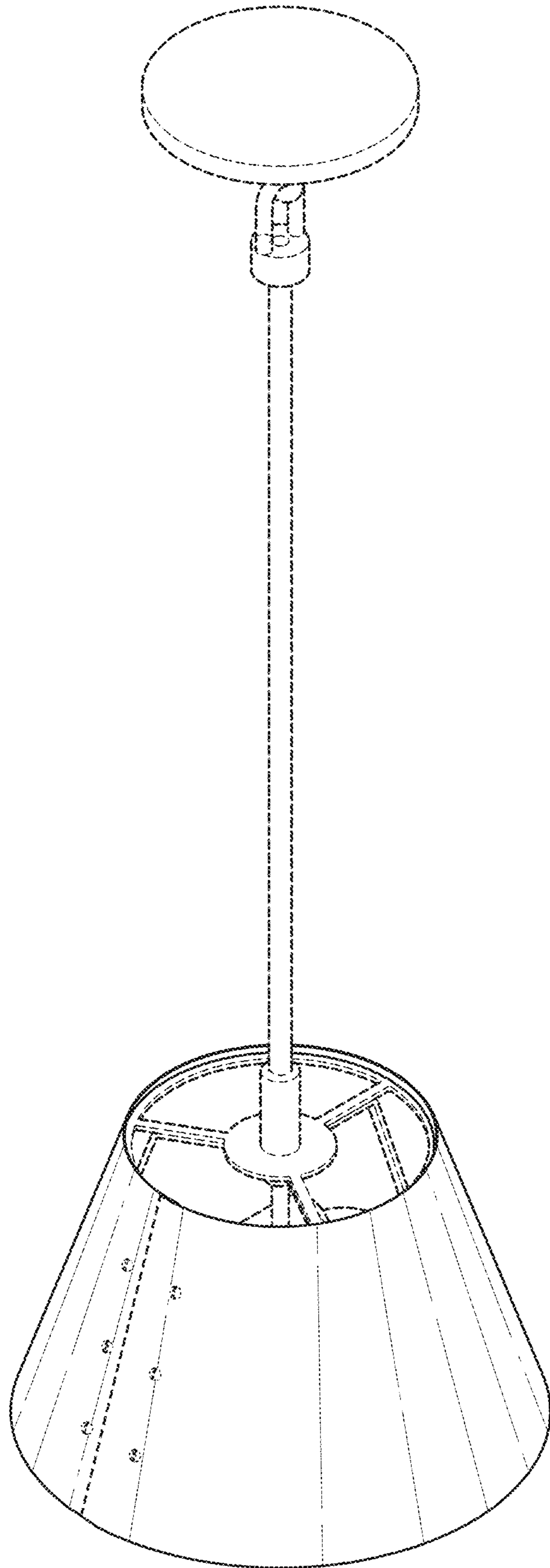
FIG. 7 is a bottom plan view thereof; and,

FIG. 8 is a top plan view thereof.

The horizontal broken lines extending out beyond the perimeter of the top surface of the fixture in FIGS. 3-6 are intended to demonstrate environment only and form no part of the claimed design. The remaining broken line disclosure in the views represents portions of the lighting fixture that form no part of the claimed design.

**1 Claim, 8 Drawing Sheets**





**FIG. 1**

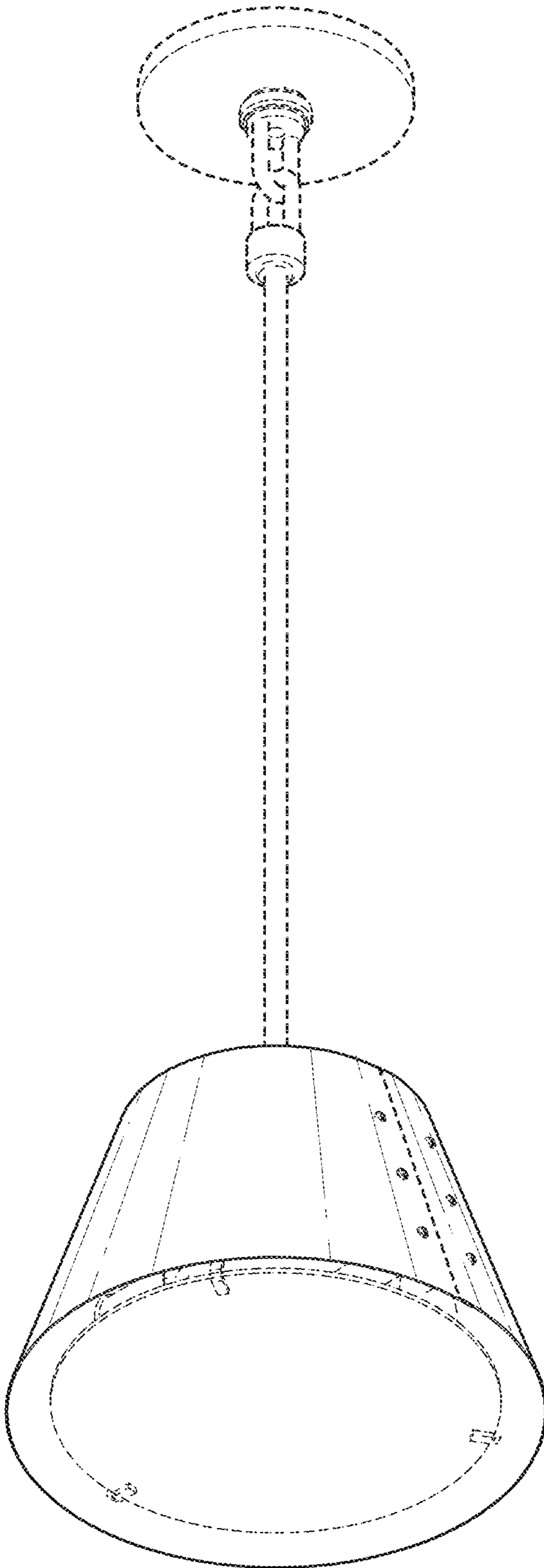


FIG. 2




FIG. 3




FIG. 4




FIG. 5

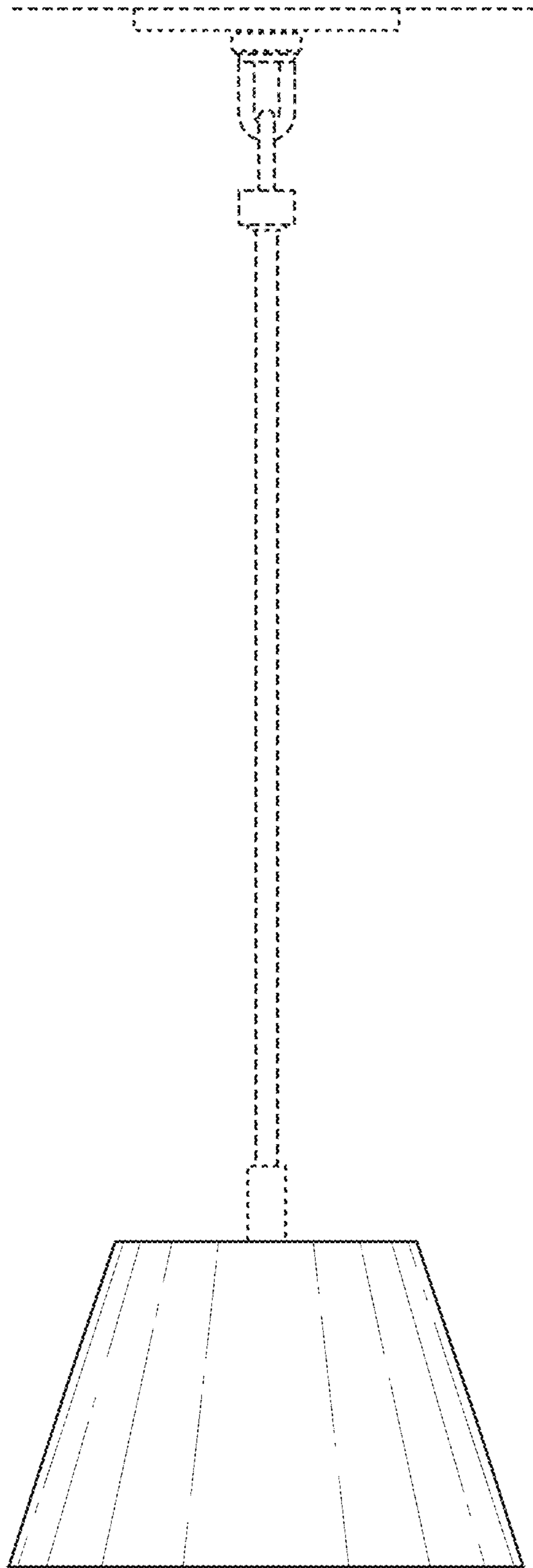
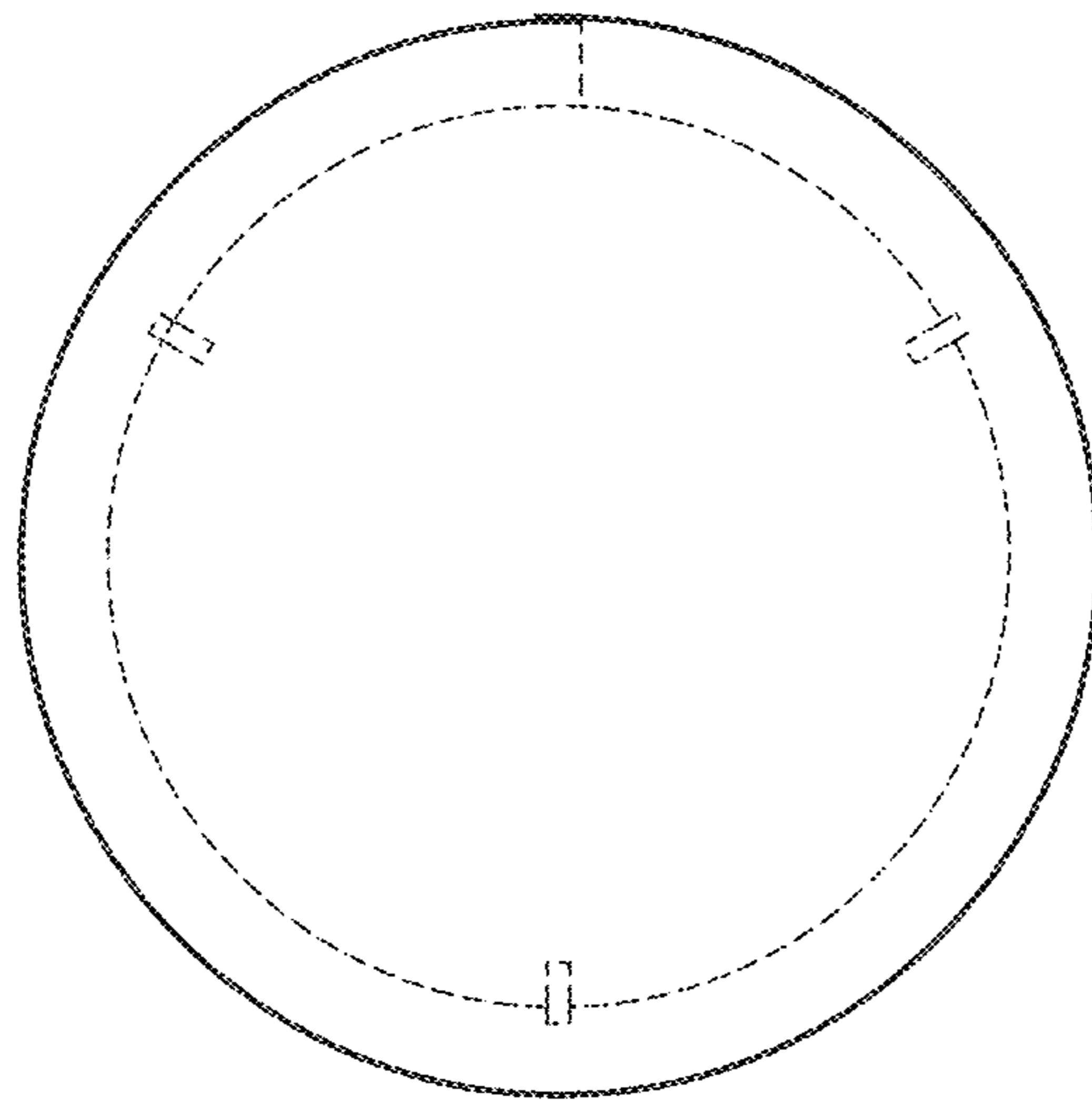
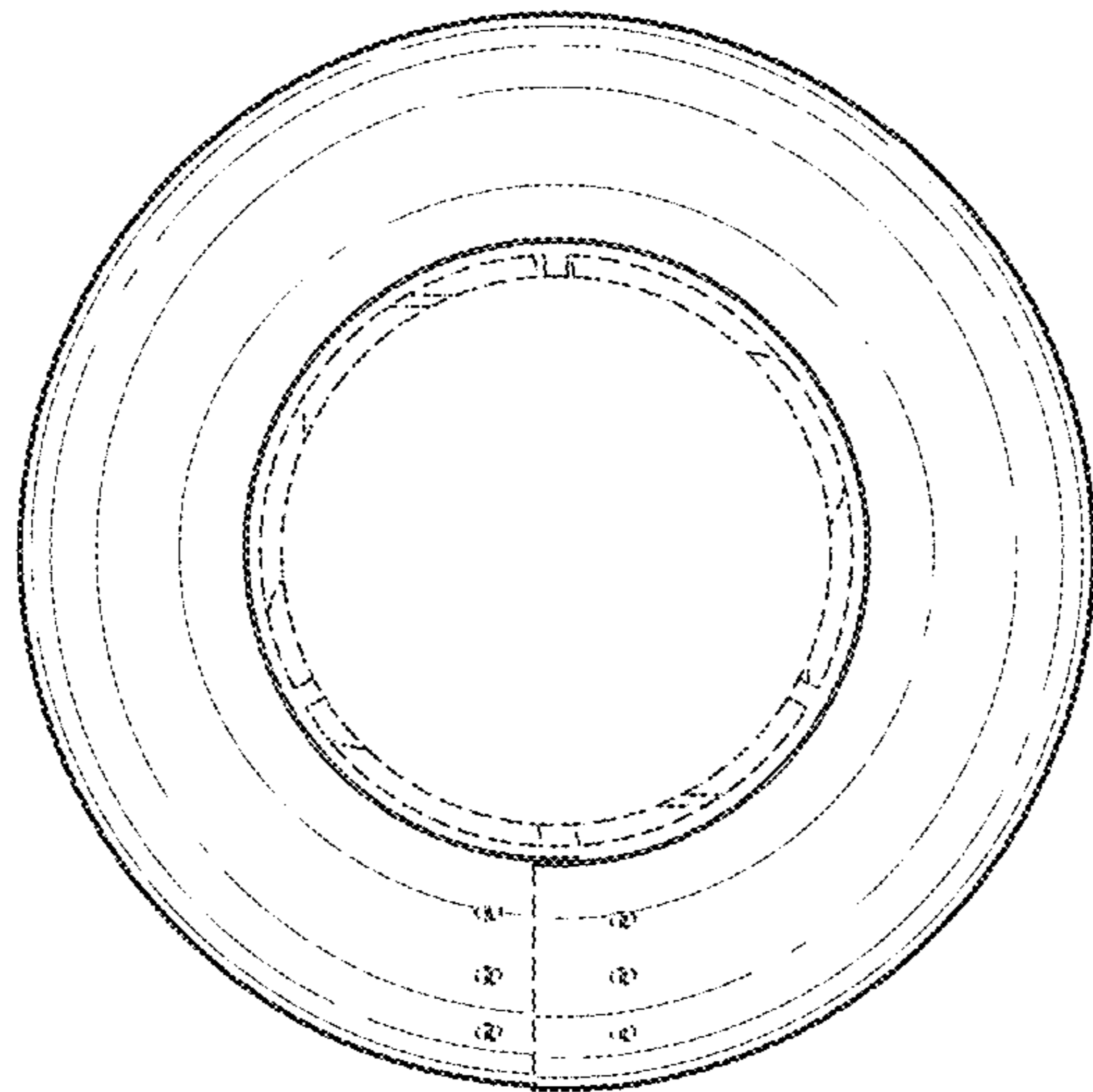


FIG. 6



**FIG. 7**





**FIG. 8**