



US00D893763S

(12) **United States Design Patent** (10) **Patent No.:** **US D893,763 S**
Jensen et al. (45) **Date of Patent:** **** Aug. 18, 2020**

(54) **FENCE POST GUARD** 5,987,845 A * 11/1999 Laronde B27M 3/0053
52/591.1
(71) Applicants: **Mark G Jensen**, Beamsville (CA); D586,481 S * 2/2009 Blair D25/133
Kathleen G. G. Jensen, Beamsville D668,781 S * 10/2012 Karl D25/38.1
(CA) D788,329 S * 5/2017 Bizzarri E04F 11/181
D25/133
(72) Inventors: **Mark G Jensen**, Beamsville (CA); 2013/0295404 A1* 11/2013 Bernard E04H 12/2292
Kathleen G. G. Jensen, Beamsville 428/595
(CA)

(**) Term: **15 Years** * cited by examiner
Primary Examiner — Leanne Was-Englehart
(21) Appl. No.: **29/666,171** (74) *Attorney, Agent, or Firm* — Ridout & Maybee LLP

(22) Filed: **Oct. 10, 2018**
(51) **LOC (12) Cl.** **25-01**
(52) **U.S. Cl.**
USPC **D25/133**
(58) **Field of Classification Search**
USPC D6/310, 311, 332, 713, 714, 717;
D25/38.1, 39, 45, 48.8, 61, 126, 131, 133,
D25/134, 135, 157
CPC E04H 12/2215; E04H 12/2292; E04H
17/161; E04H 17/22; E04H 2017/1473;
E04D 13/1478; E04F 11/1814
See application file for complete search history.

(57) **CLAIM**

The ornamental design for a fence post guard, as shown and described.

DESCRIPTION

FIG. 1 is a plan view of the fence post guard.
FIG. 2 is a right side elevation view thereof, the left side being a mirror image of the right side.
FIG. 3 is a bottom end view of the fence post guard; and,
FIG. 4 is a front perspective view of the fence post guard.

(56) **References Cited**

U.S. PATENT DOCUMENTS

5,335,471 A * 8/1994 Kupiec E01F 15/003
248/218.4

1 Claim, 2 Drawing Sheets

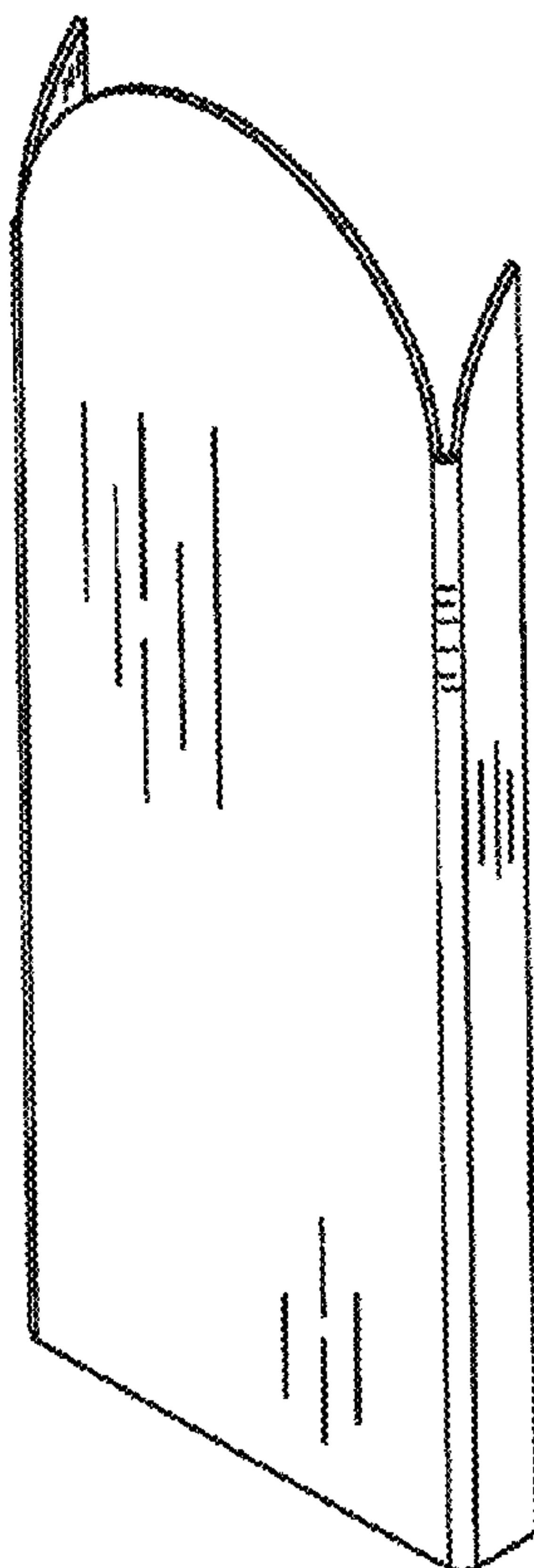


Fig. 1

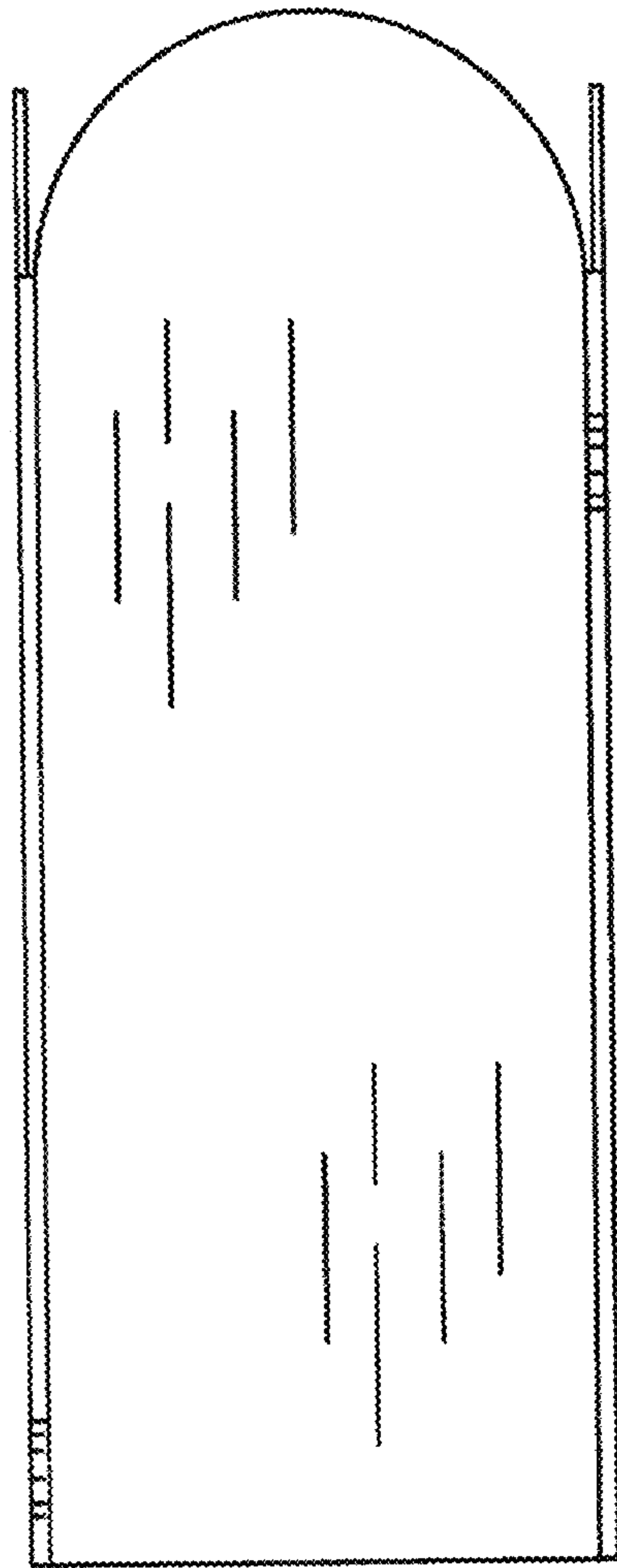


Fig. 2




Fig. 3



Fig. 4

