

US00D893762S

(12) **United States Design Patent** (10) **Patent No.:** **US D893,762 S**
Lake (45) **Date of Patent:** **** Aug. 18, 2020**

(54) **ELONGATED ELEMENT**
(71) Applicant: **Stonelake Pty. Ltd.**, Coffs Harbour,
New South Wales (AU)
(72) Inventor: **Maurice Edward Lake**, Toomina (AU)
(73) Assignee: **Stonelake Pty. Ltd.**, Coffs Harbour
(AU)
(**) Term: **15 Years**

D473,955 S * 4/2003 Gregori D25/122
D554,911 S * 11/2007 Chang D25/122
D733,937 S * 7/2015 Hillstrom D25/122
D735,356 S * 7/2015 Hillstrom D25/122
D765,882 S * 9/2016 Deleu D25/122
D812,775 S * 3/2018 Nofziger D25/61
D831,232 S * 10/2018 Dionne D25/126
D854,710 S * 7/2019 Hendry D25/126
10,533,319 B2 * 1/2020 Lake E04C 3/04
2013/0034383 A1 * 2/2013 Chong E04B 1/24
403/231
2018/0058067 A1 * 3/2018 Lake E04B 2/62

* cited by examiner

(21) Appl. No.: **29/674,314**
(22) Filed: **Dec. 20, 2018**

Primary Examiner — Llorelys Martinez
(74) *Attorney, Agent, or Firm* — Quarles & Brady LLP

(30) **Foreign Application Priority Data**
Jun. 26, 2018 (AU) 201813776

(57) **CLAIM**
The ornamental design for an elongated element, as shown and described.

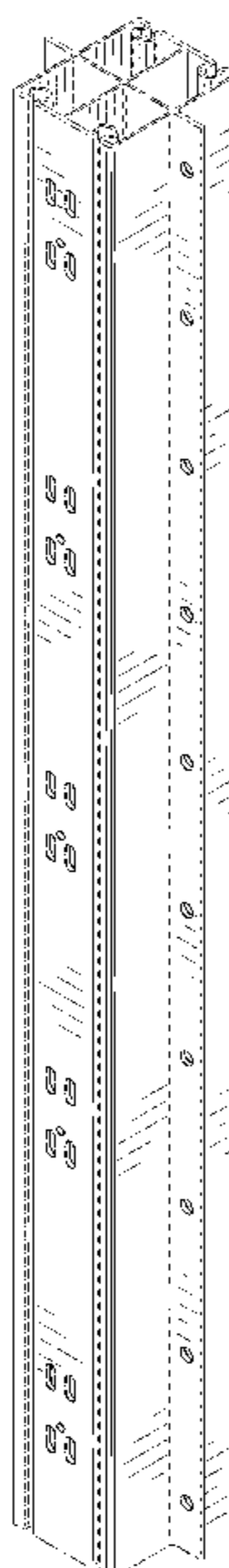
(51) **LOC (12) Cl.** **25-01**
(52) **U.S. Cl.**
USPC **D25/124; D25/61**
(58) **Field of Classification Search**
USPC D25/61, 102, 119–125, 126, 132, 199;
52/843–846
CPC . E04B 1/2403; E04B 2/58; E04B 2/60; E04B
2/62; E04B 2001/2436; E04B 2001/2439;
E04B 2001/2469; E04C 3/04; E04C 3/32;
Y10T 29/49623
See application file for complete search history.

DESCRIPTION

FIG. 1 is an isometric view of a front, top, and left side of an ornamental design for an elongated element;
FIG. 2 is a front elevational view of the elongated element of FIG. 1;
FIG. 3 is a rear elevational view of the elongated element of FIG. 1;
FIG. 4 is a right side elevational view of the elongated element of FIG. 1;
FIG. 5 is a left side elevational view of the elongated element of FIG. 1;
FIG. 6 is a top plan view of the elongated element of FIG. 1; and,
FIG. 7 is a bottom plan view of the elongated element of FIG. 1.
The dash-dot-dash lines illustrate boundary lines and form no part of the claimed design.

(56) **References Cited**
U.S. PATENT DOCUMENTS
799,320 A * 9/1905 Franks F16L 9/22
D25/122
3,282,005 A * 11/1966 Birdwell E04C 3/07
52/364
D382,736 S * 8/1997 Kopish D25/126
D395,525 S * 6/1998 Rinot D25/122

1 Claim, 3 Drawing Sheets



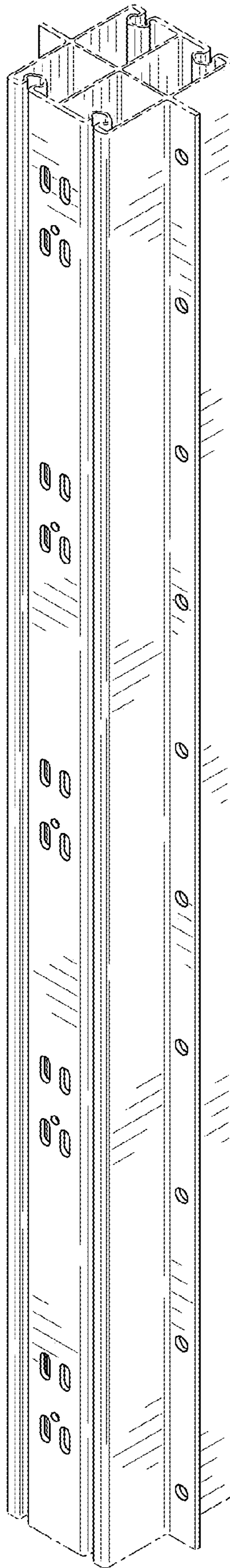


FIG. 1

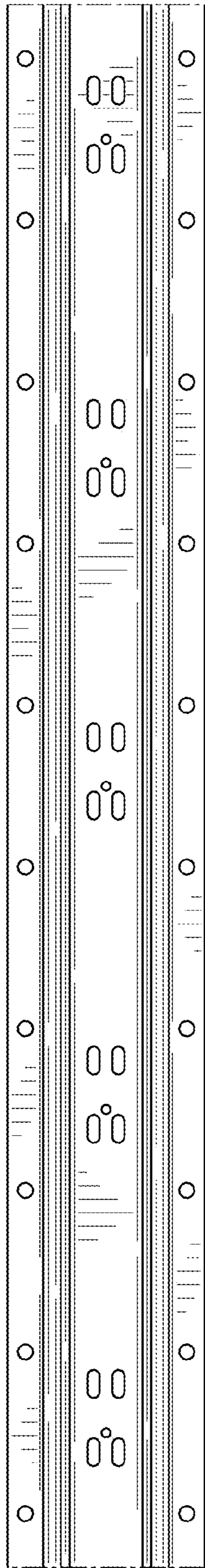


FIG. 2

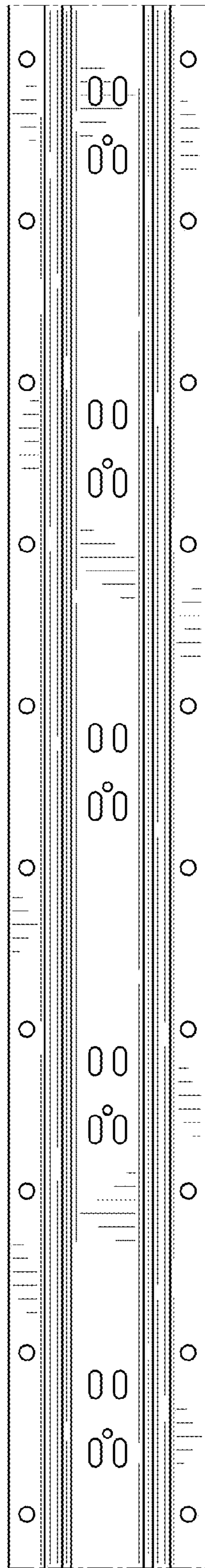


FIG. 3

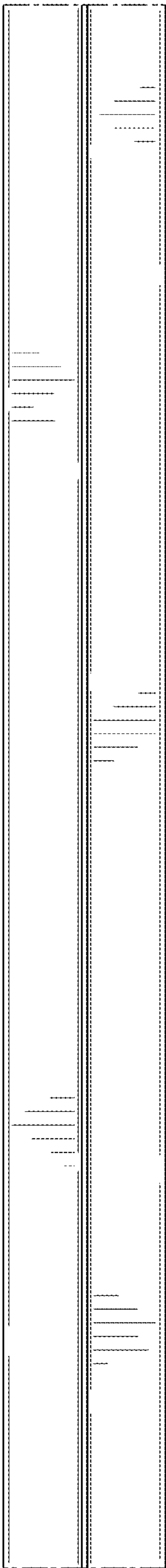


FIG. 4

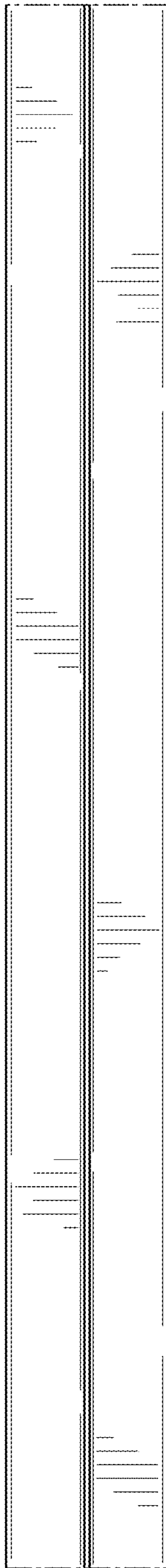


FIG. 5

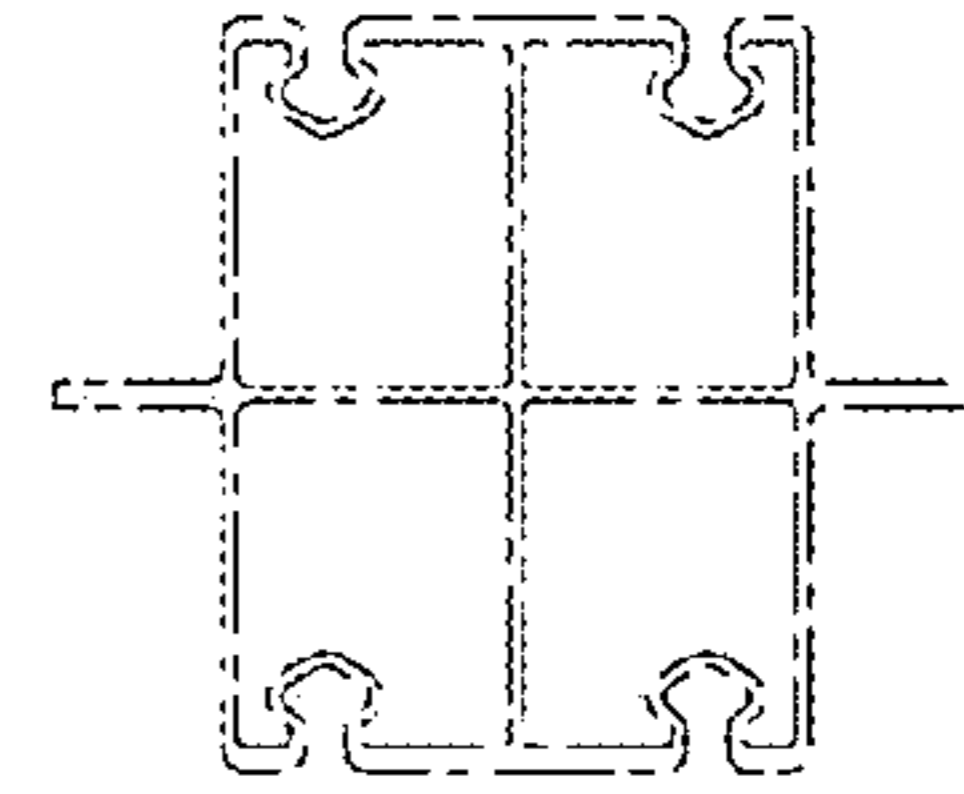


FIG. 6

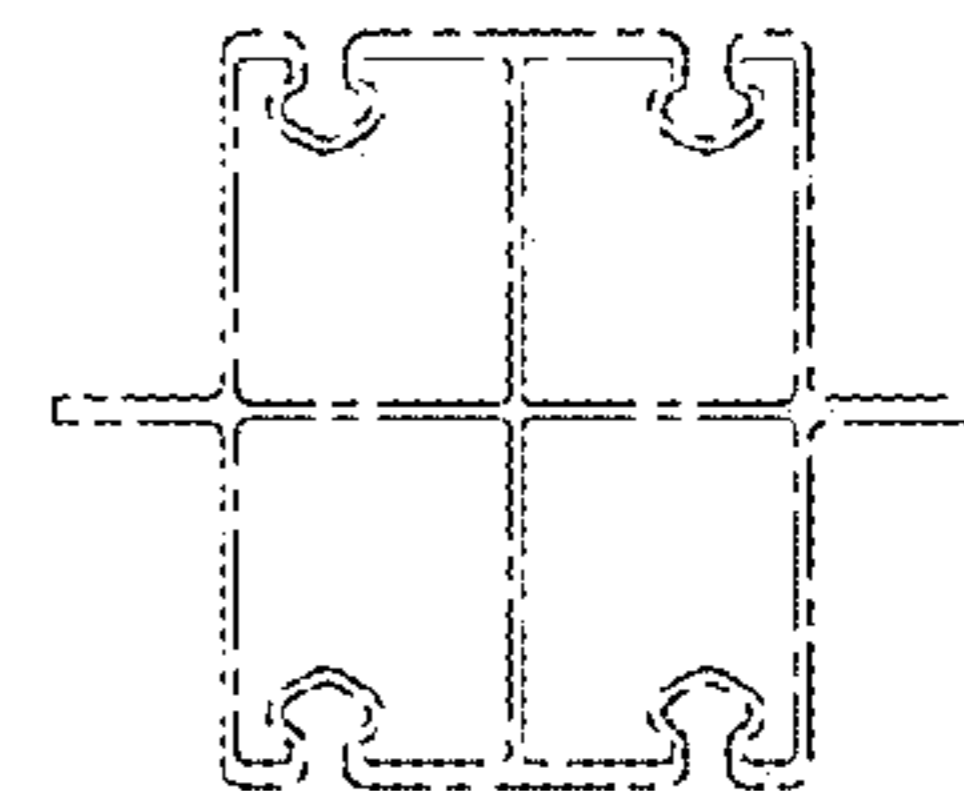


FIG. 7