



US00D893753S

(12) **United States Design Patent** (10) **Patent No.:** **US D893,753 S**  
**Ege et al.** (45) **Date of Patent:** **\*\* Aug. 18, 2020**

(54) **DOOR**

(71) Applicant: **MASONITE CORPORATION**,  
Tampa, FL (US)  
(72) Inventors: **Patrick C. Ege**, Westmont, IL (US);  
**Dale Di Iulio**, Saukville, WI (US)  
(73) Assignee: **Masonite Corporation**, Tampa, FL  
(US)  
(\*\*) Term: **15 Years**  
(21) Appl. No.: **29/660,977**  
(22) Filed: **Aug. 23, 2018**

**Related U.S. Application Data**

(63) Continuation of application No. 15/794,404, filed on  
Oct. 26, 2017, now abandoned.  
(51) **LOC (12) Cl.** ..... **25-02**  
(52) **U.S. Cl.**  
USPC ..... **D25/48.3**  
(58) **Field of Classification Search**  
USPC .... D25/48.1, 48.3, 48.4, 48.5, 138; D6/703,  
D6/703.1, 703.2  
CPC ..... E06B 3/58; E06B 3/72; E06B 3/78; E06B  
3/485; E06B 3/4636; E06B 3/5892; E06B  
3/7001; E06B 2003/7044; E06B  
2003/7048; E06B 1/04; E06B 1/006;  
E06B 1/524; E06B 5/00; E04C 2/36  
See application file for complete search history.

(56) **References Cited**

U.S. PATENT DOCUMENTS

6,479,128 B1 \* 11/2002 Schafernak ..... B27N 3/00  
144/358  
D566,296 S \* 4/2008 Walsh ..... D25/138  
D576,740 S \* 9/2008 Steiber ..... D25/48.3  
D588,709 S \* 3/2009 Walsh ..... D25/138  
D649,262 S \* 11/2011 Walsh ..... D25/48.1  
8,499,516 B2 \* 8/2013 White ..... E06B 1/524  
52/455  
D726,935 S \* 4/2015 Wysock ..... D25/48.3  
D740,963 S \* 10/2015 Wysock ..... D25/48.3  
D766,459 S \* 9/2016 Cox ..... D25/48.3  
D829,929 S \* 10/2018 Cox ..... D25/48.3  
2002/0086107 A1 \* 7/2002 Paxton ..... B27N 3/08  
427/254

\* cited by examiner

*Primary Examiner* — Leanne Was-Englehart

(74) *Attorney, Agent, or Firm* — Berenato & White, LLC


(57) **CLAIM**

The ornamental design for a door, as shown and described.

**DESCRIPTION**

FIG. 1 is a front perspective view of a door according to a first version of our design;  
FIG. 2 is a front elevational view of the door of FIG. 1, with the rear view being a mirror image thereof;  
FIG. 3 is a front perspective view of a door according to a second version of our design; and,  
FIG. 4 is a front elevational view of the door of FIG. 3, with the rear view being a mirror image thereof.  
The evenly spaced broken lines depict portions of the door that form no part of the claimed design.

**1 Claim, 4 Drawing Sheets**



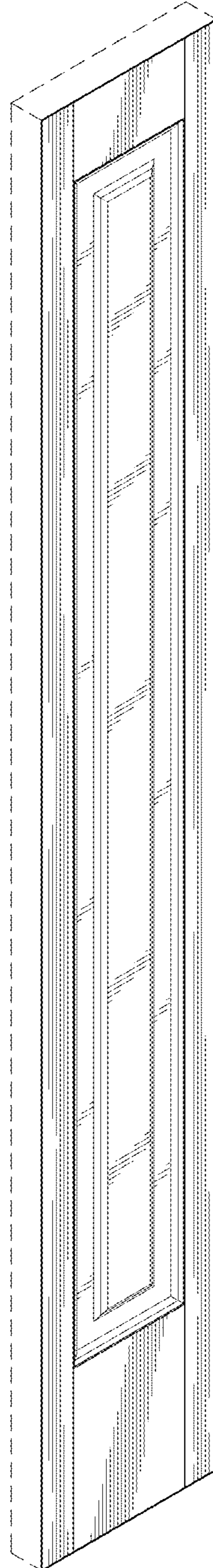
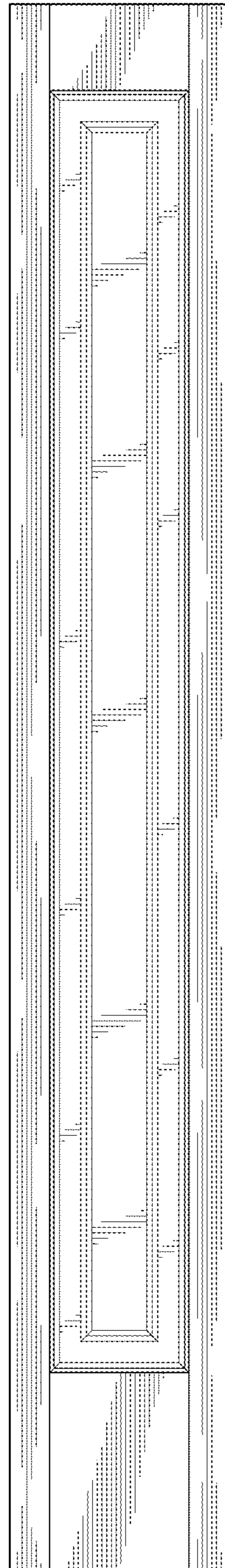


FIG. 1

FIG. 2



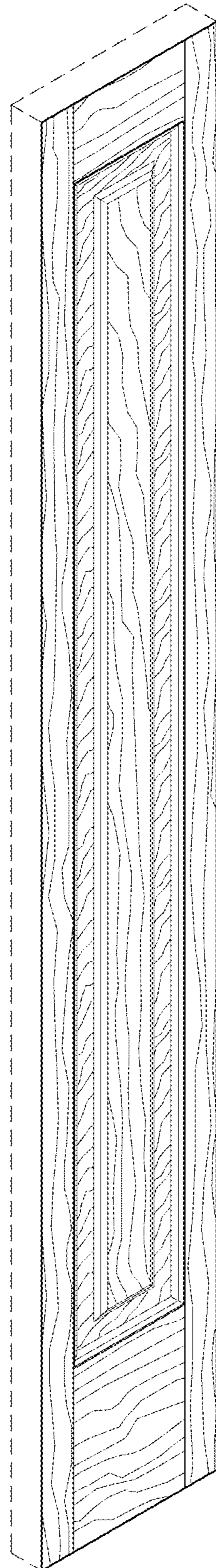


FIG. 3



FIG. 4

