



US00D893752S

(12) **United States Design Patent** (10) **Patent No.:** **US D893,752 S**
Pepin et al. (45) **Date of Patent:** **** Aug. 18, 2020**

- (54) **DOOR**
- (71) Applicant: **MASONITE CORPORATION**,
Tampa, FL (US)
- (72) Inventors: **Alan Pepin**, Saint Cloud, FL (US);
Patrick C. Ege, Westmont, IL (US)
- (73) Assignee: **Masonite Corporation**, Tampa, FL
(US)
- (**) Term: **15 Years**
- (21) Appl. No.: **29/657,173**
- (22) Filed: **Jul. 19, 2018**

D553,755 S	10/2007	Davina et al.	
D564,103 S	3/2008	Meyer et al.	
D586,475 S *	2/2009	Maher	D25/48.3
D590,512 S *	4/2009	Mock	D25/48.3
D590,513 S *	4/2009	Mock	D25/48.3
D590,955 S *	4/2009	Mock	D25/48.3
D590,956 S *	4/2009	Mock	D25/48.3
D594,133 S *	6/2009	Williams	D25/48.3
D594,992 S *	6/2009	Williams	D25/48.3
D598,133 S *	8/2009	Davina	D25/48.3
D617,005 S *	6/2010	Mullet	D25/48.3
D621,062 S *	8/2010	Mullet	D25/48.3
D623,313 S *	9/2010	Maher	D25/48.3
D661,814 S *	6/2012	Lynch	D25/48.3
9,657,512 B2	5/2017	Lynch et al.	
2005/0166402 A1	8/2005	Liittschwager et al.	
2006/0000173 A1	1/2006	Edstrom	
2009/0044471 A1 *	2/2009	Harlin	B29C 70/30 52/309.13
2015/0322710 A1	11/2015	Allen	
2016/0040476 A1	2/2016	Gouge et al.	
2019/0195004 A1	6/2019	Pepin	

Related U.S. Application Data

- (63) Continuation of application No. 15/784,306, filed on Oct. 16, 2017, now abandoned.
- (51) **LOC (12) Cl.** **25-02**
- (52) **U.S. Cl.**
USPC **D25/48.3**
- (58) **Field of Classification Search**
USPC D25/48.1, 48.3, 48.4, 48.5, 138; D6/703,
D6/703.1, 703.2
CPC E06B 3/58; E06B 3/72; E06B 3/78; E06B
3/485; E06B 3/4636; E06B 3/5892; E06B
3/7001; E06B 2003/7044; E06B
2003/7048; E06B 1/04; E06B 1/006;
E06B 1/524; E06B 5/00; E04C 2/36
See application file for complete search history.

* cited by examiner

Primary Examiner — Leanne Was-Englehart
(74) *Attorney, Agent, or Firm* — Berenato & White, LLC

(57) **CLAIM**

The ornamental design for a door, as shown and described.

DESCRIPTION

FIG. 1 is a front perspective view of a door according to a first version of our design;
FIG. 2 is a front elevational view of the door of FIG. 1, with the rear view being a mirror image thereof;
FIG. 3 is a front perspective view of a door according to a second version of our design; and,
FIG. 4 is a front elevational view of the door of FIG. 3, with the rear view being a mirror image thereof.
The broken line portions are not part of the claimed design.

- (56) **References Cited**
U.S. PATENT DOCUMENTS
5,543,234 A 8/1996 Lynch et al.
7,022,414 B2 4/2006 Davina et al.
D529,187 S 9/2006 Walsh et al.

1 Claim, 4 Drawing Sheets




FIG. 1

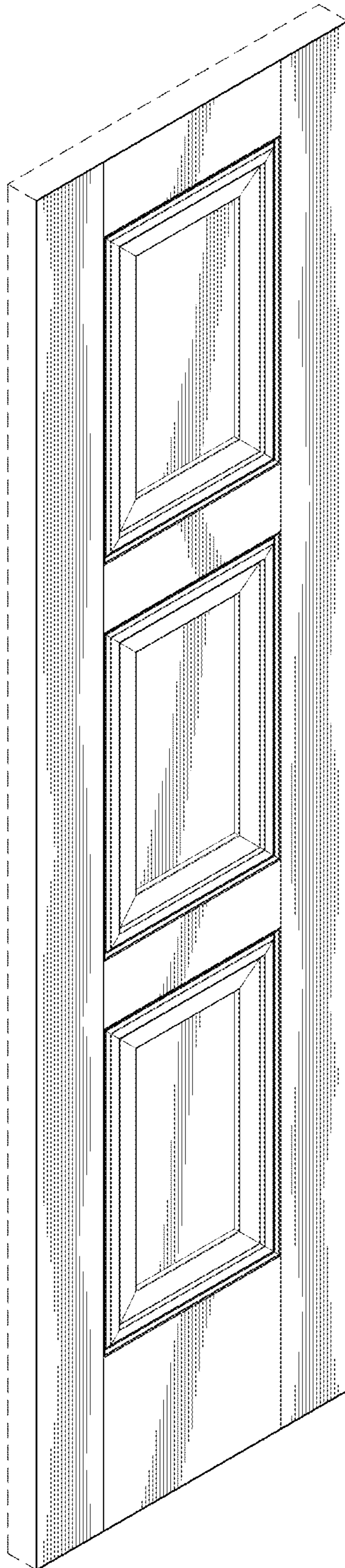


FIG. 2

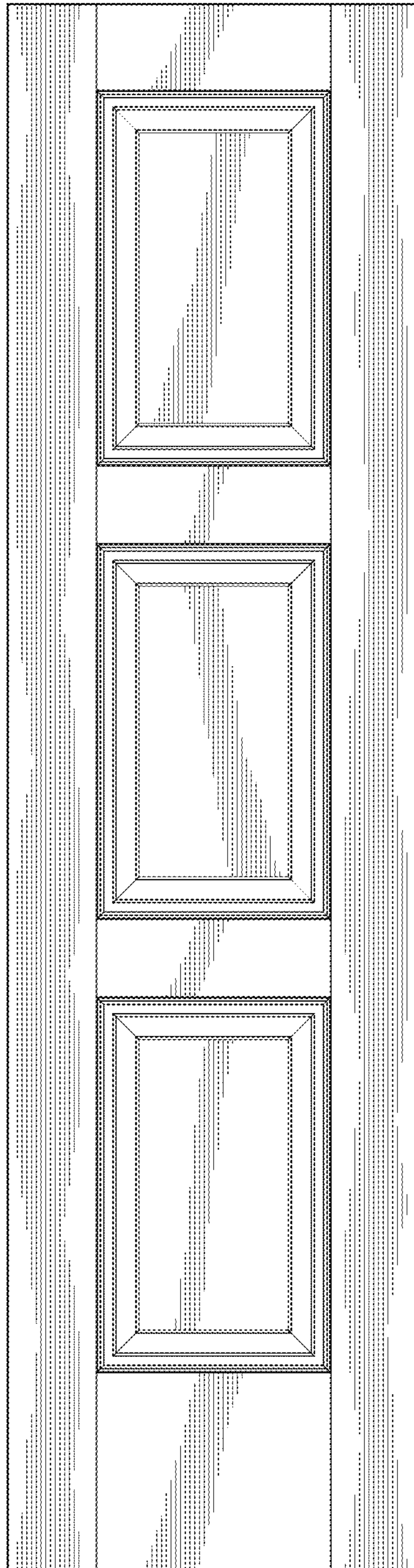


FIG. 3

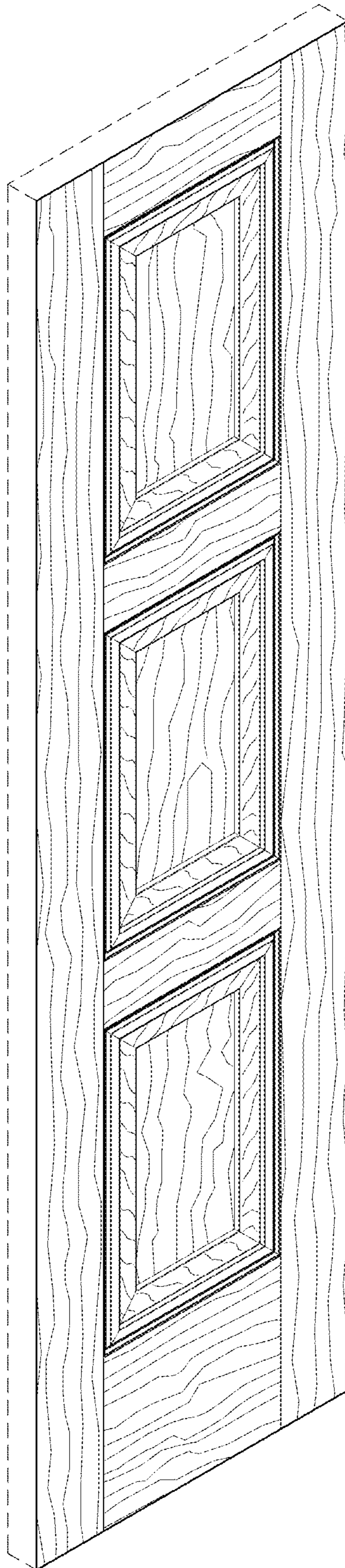


FIG. 4

