



US00D893745S

(12) **United States Design Patent** (10) **Patent No.:** **US D893,745 S**
Smith (45) **Date of Patent:** **** Aug. 18, 2020**

(54) **SALIVA COLLECTOR**

FOREIGN PATENT DOCUMENTS

(71) Applicant: **Jack V. Smith**, Arden, NC (US)

CN 201730360783 * 8/2017

(72) Inventor: **Jack V. Smith**, Arden, NC (US)

OTHER PUBLICATIONS

(**) Term: **15 Years**

Medico Saliva collection device. Online, published date unknown. Retrieved on Mar. 9, 2020 from URL: <http://www.medicoswab.com/products/saliva-collection-device/>.*

(21) Appl. No.: **29/719,909**

(22) Filed: **Jan. 8, 2020**

Primary Examiner — Susan Bennett Hattan

Assistant Examiner — Omeed Agilee

(74) *Attorney, Agent, or Firm* — Smith & Hopen, P.A.; Steven M. Forte

Related U.S. Application Data

(63) Continuation of application No. 29/663,113, filed on Sep. 12, 2018, now Pat. No. Des. 875,966.

(51) **LOC (12) Cl.** **24-02**

(52) **U.S. Cl.**
USPC **D24/224**

(58) **Field of Classification Search**
USPC D24/121, 169, 186, 216–226, 231, 232, D24/115
CPC A61B 10/0051
See application file for complete search history.

(57) **CLAIM**

The ornamental design for a saliva collector, as shown and described.

DESCRIPTION

FIG. 1 is a right-side perspective view of a saliva collector; FIG. 2 is a front view of the saliva collector as shown in FIG. 1; FIG. 3 is a rear view of the saliva collector as shown in FIG. 1 that is opposite of the front view of FIG. 2; FIG. 4 is a right-side view of the saliva collector as shown in FIG. 1; FIG. 5 is a left-side view of the saliva collector as shown in FIG. 1 that is opposite of the side view of FIG. 4; FIG. 6 is an enlarged top view of the saliva collector as shown in FIG. 1; FIG. 7 is an enlarged bottom view of the saliva collector as shown in FIG. 1; FIG. 8 is an alternative embodiment of the front view of the saliva collector; FIG. 9 is the rear view thereof; FIG. 10 is the right-side view thereof; and, FIG. 11 is the left-side view thereof. The broken lines in the drawings depict portions of the saliva collector that form no part of the claimed design.


(56) **References Cited**

U.S. PATENT DOCUMENTS

- 2,321,369 A * 6/1943 Dubilier B01L 3/0272
604/217
- 3,295,523 A * 1/1967 Weichselbaum A61M 3/00
604/217
- D234,228 S * 1/1975 Spiegel D24/115
- 4,779,768 A * 10/1988 St. Amand B01L 3/021
141/24
- D362,387 S * 9/1995 Shumer D24/115
- D406,889 S * 3/1999 Hesson D24/115
- 7,166,090 B2 * 1/2007 Marsden A61M 35/003
604/290
- D639,446 S * 6/2011 Smith D24/224
- D722,703 S * 2/2015 Fuller D24/216
- D767,757 S * 9/2016 Hole D24/121

(Continued)

1 Claim, 6 Drawing Sheets



(56)

References Cited

U.S. PATENT DOCUMENTS

10,343,156 B2 * 7/2019 Staton B01L 3/0275
D875,966 S * 2/2020 Smith D24/224

* cited by examiner



FIG. 1

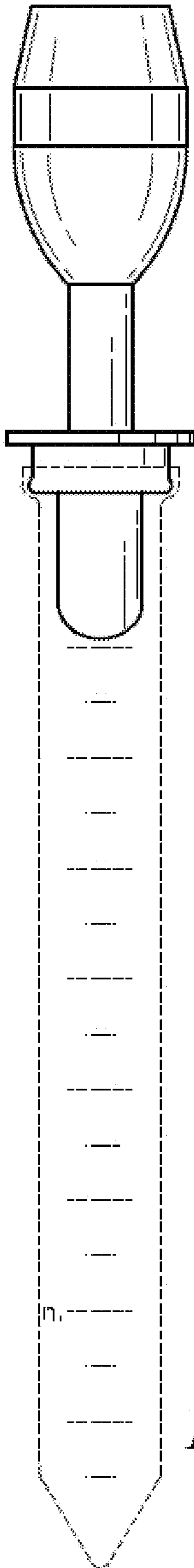


FIG. 2

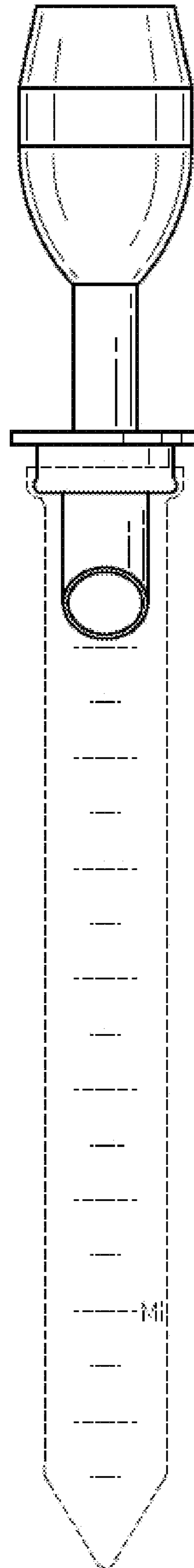


FIG. 3

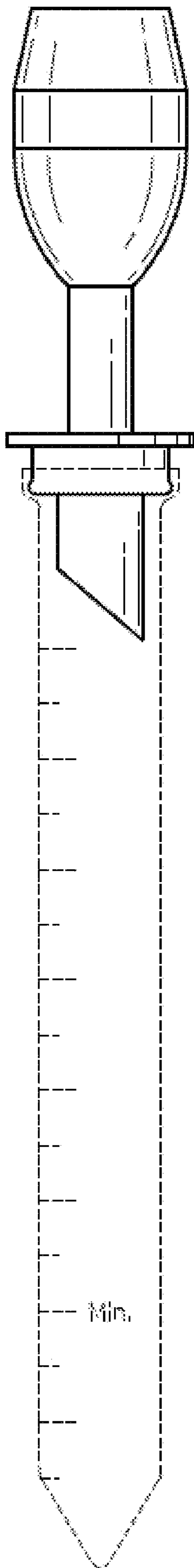


FIG. 4

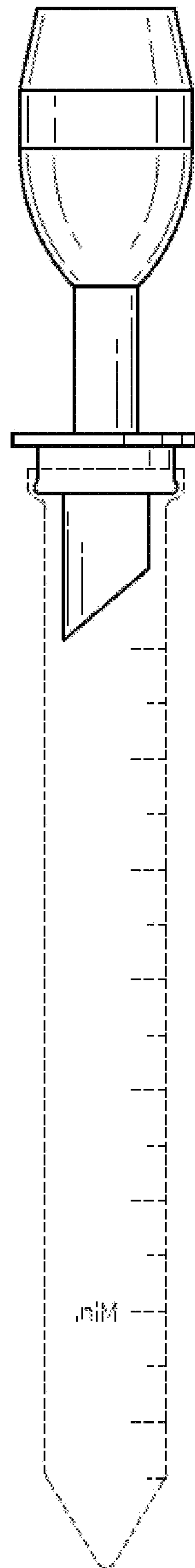


FIG. 5

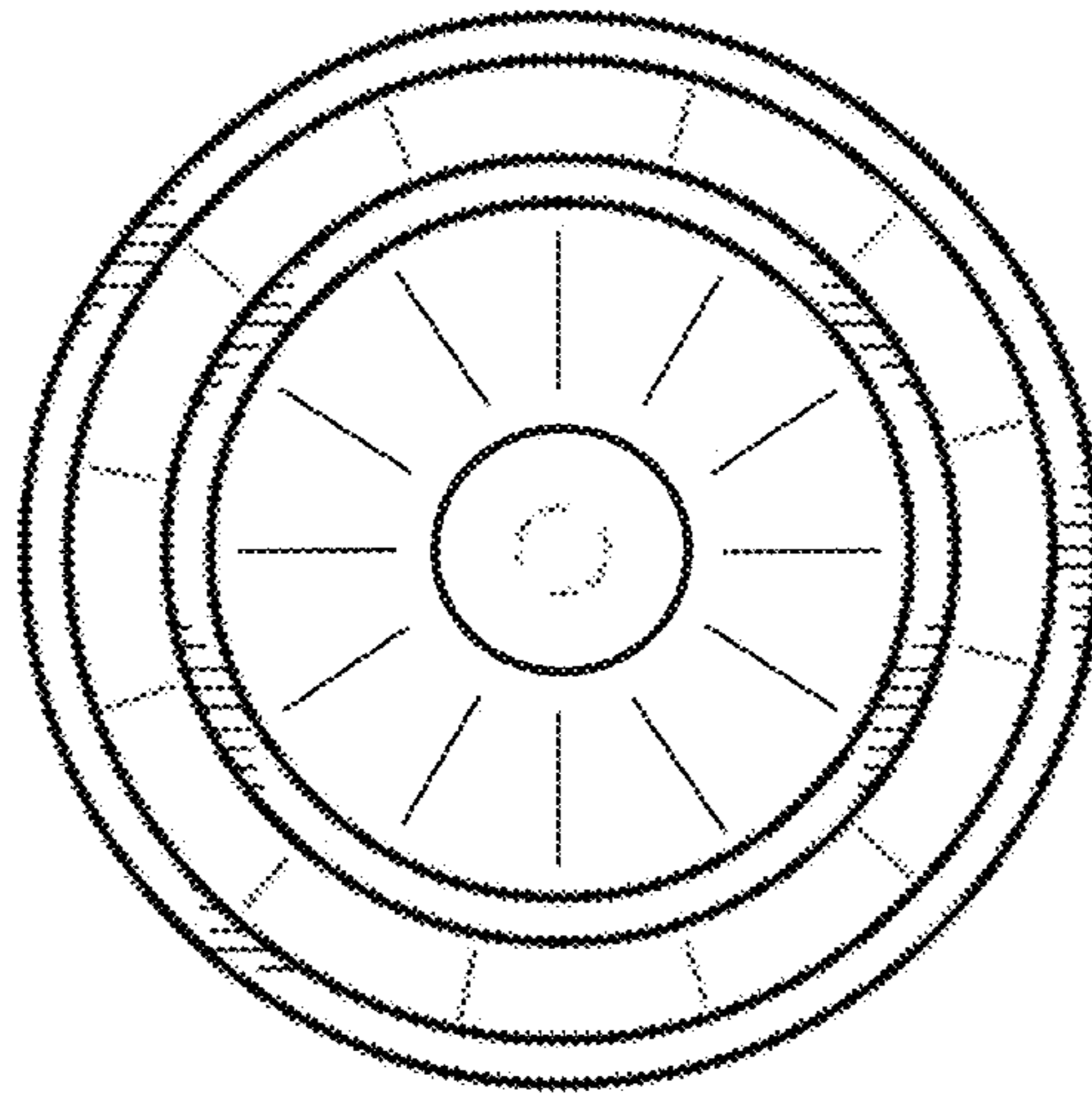


FIG. 6

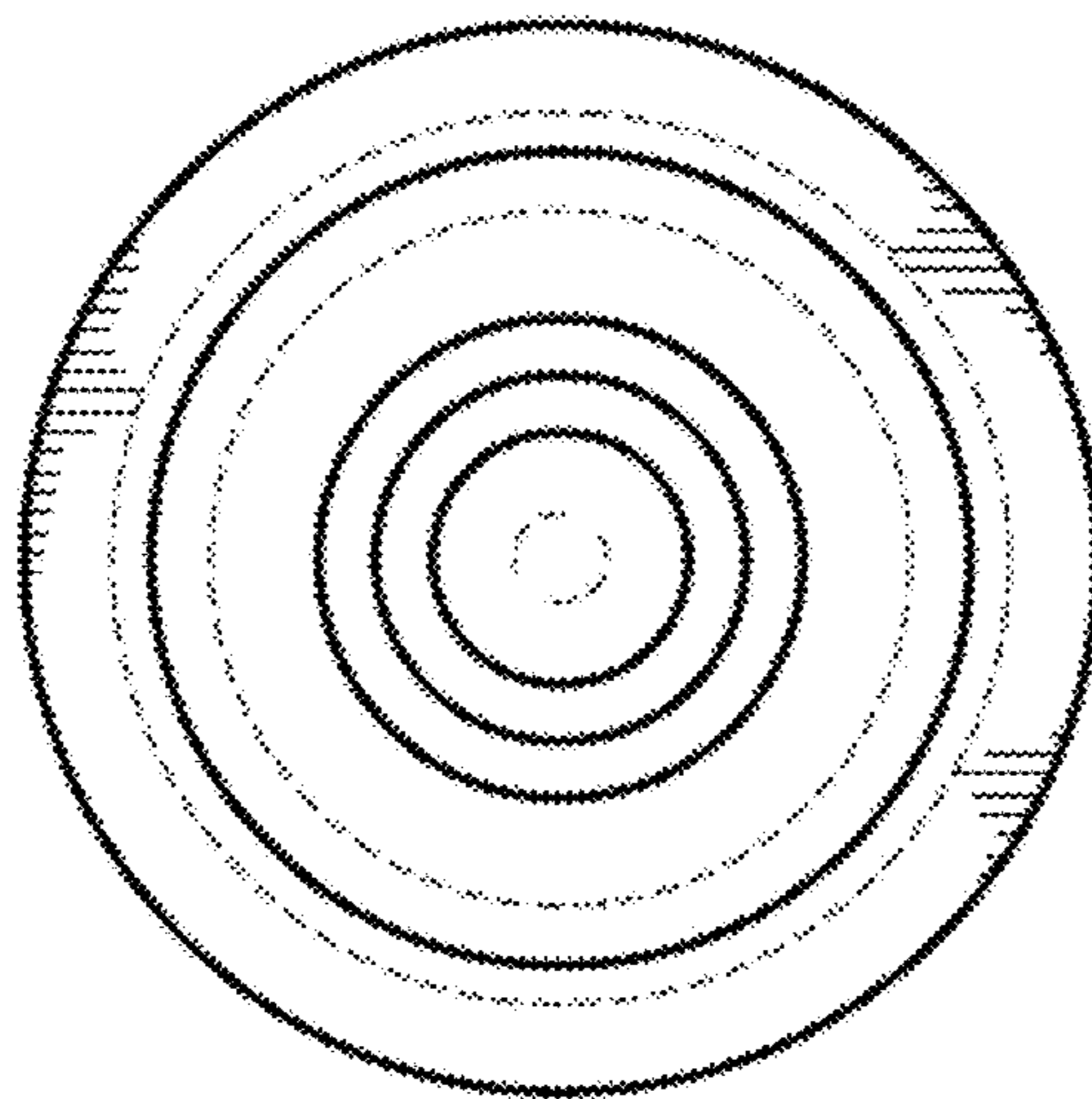


FIG. 7

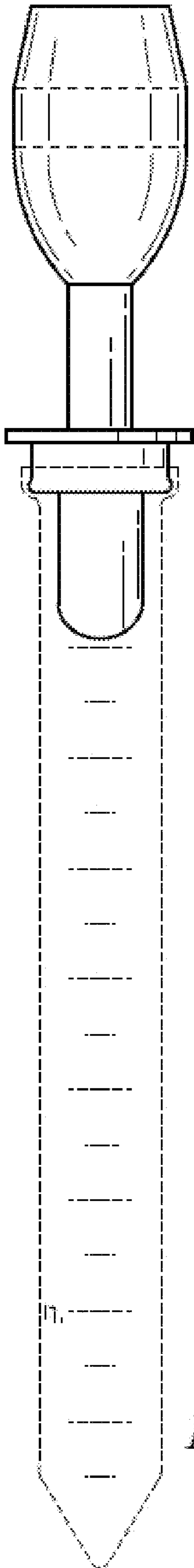


FIG. 8

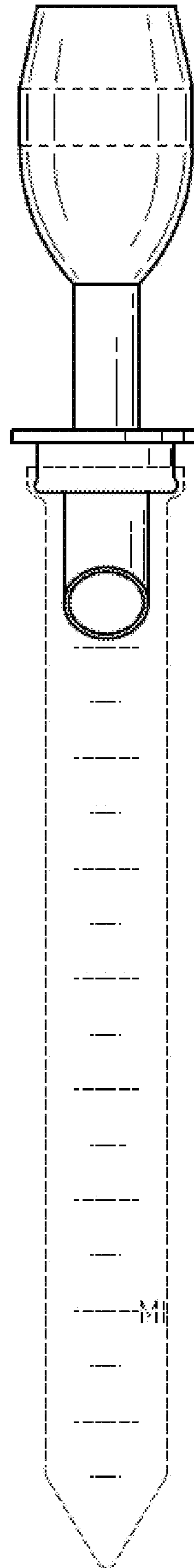


FIG. 9

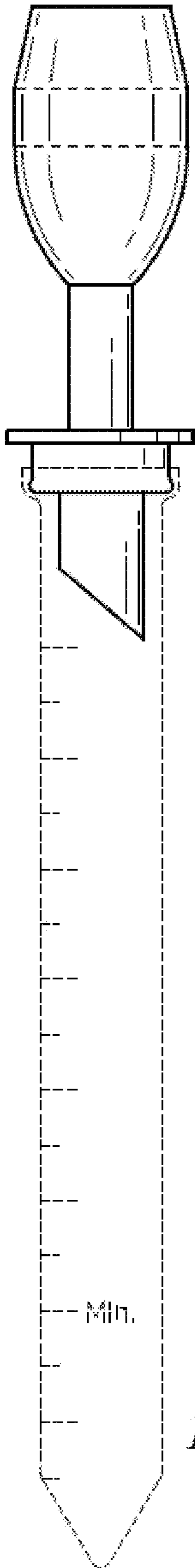


FIG. 10

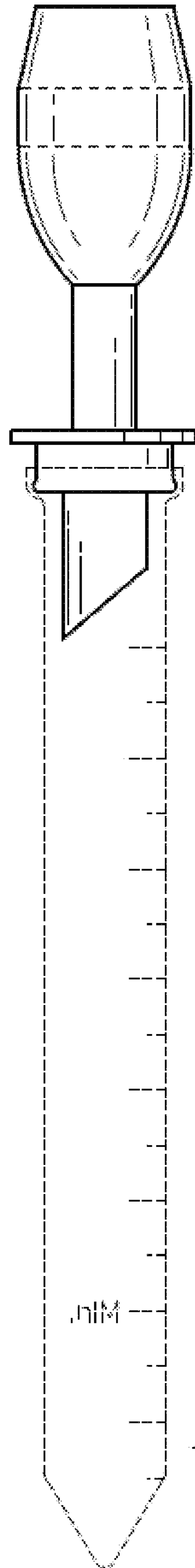


FIG. 11