



US00D893739S

(12) **United States Design Patent** (10) **Patent No.:** **US D893,739 S**
Li (45) **Date of Patent:** **** Aug. 18, 2020**

(54) **SEX TOY**
(71) Applicant: **Yingzhong Li**, Guangzhou (CN)
(72) Inventor: **Yingzhong Li**, Guangzhou (CN)
(**) Term: **15 Years**
(21) Appl. No.: **29/714,087**
(22) Filed: **Nov. 21, 2019**
(51) **LOC (12) Cl.** **28-03**
(52) **U.S. Cl.**
USPC **D24/215**
(58) **Field of Classification Search**
USPC 601/15, 18, 19, 46, 47, 48, 52, 99, 112,
601/113, 118, 125, 129, 134, 135, 137,
601/DIG. 12, DIG. 14, DIG. 15, DIG. 16,
601/DIG. 17; D24/133, 200, 211, 212,
D24/213, 214, 215; 600/38, 39, 40, 41
CPC A61H 23/004; A61H 1/00; A61H
2201/0153; A61H 7/001; A61H 7/002;
A61H 7/007
See application file for complete search history.

(56) **References Cited**

U.S. PATENT DOCUMENTS

D652,942 S	1/2012	Murison	
D652,943 S *	1/2012	Chong	D24/215
D653,762 S *	2/2012	Nan	D24/215
D706,439 S *	6/2014	Hahr	D24/215
D727,525 S *	4/2015	Qian	D24/215
D743,570 S *	11/2015	Cheung	D24/215
D758,604 S *	6/2016	Brinberg	D24/215
D795,445 S *	8/2017	Marshall	D24/215
D795,446 S *	8/2017	Marshall	D24/215
D818,144 S *	5/2018	Cheung	D24/215
D824,037 S *	7/2018	Yueh	D24/215
D828,572 S *	9/2018	Lieberman	A61H 19/30 D24/215
D854,181 S *	7/2019	Wei	D24/215
2005/0159689 A1 *	7/2005	Olson	A61H 7/001 601/135

2010/0010292 A1 *	1/2010	Talbot	A61H 23/0263 600/38
2012/0116273 A1 *	5/2012	Nan	A61H 19/34 601/46
2013/0253386 A1 *	9/2013	Nan	A61H 19/34 601/46
2014/0228629 A1 *	8/2014	Baetica	A61H 19/34 600/38
2015/0157531 A1 *	6/2015	Sedic	A61H 19/40 601/46

OTHER PUBLICATIONS

Amazon, "Vibrating Penis Ring Massager", Sep. 6, 2018. https://www.amazon.com/Vibrating-Ring-Massager-Vibrator-Waterproof-Stimulator/dp/B07GDFPCHT/ref=cm_cr_arp_d_product_top?ie=UTF8. Shown on p. 1. (Year: 2018).*

* cited by examiner

Primary Examiner — Cynthia Ramirez
Assistant Examiner — Michael A Maharajh
(74) *Attorney, Agent, or Firm* — ZANIP


(57) **CLAIM**

The ornamental design for a sex toy, as shown and described.

DESCRIPTION

FIG. 1 is a front and top perspective view of a sex toy, showing my new design;
FIG. 2 is a rear and bottom perspective view thereof;
FIG. 3 is a front elevational view thereof;
FIG. 4 is a rear elevational view thereof;
FIG. 5 is a left side elevational view thereof;
FIG. 6 is a right side elevational view thereof;
FIG. 7 is a top plan view thereof; and,
FIG. 8 is a bottom plan view thereof.
The broken lines in the figures illustrate portions of the sex toy that form no part of the claimed design.

1 Claim, 8 Drawing Sheets



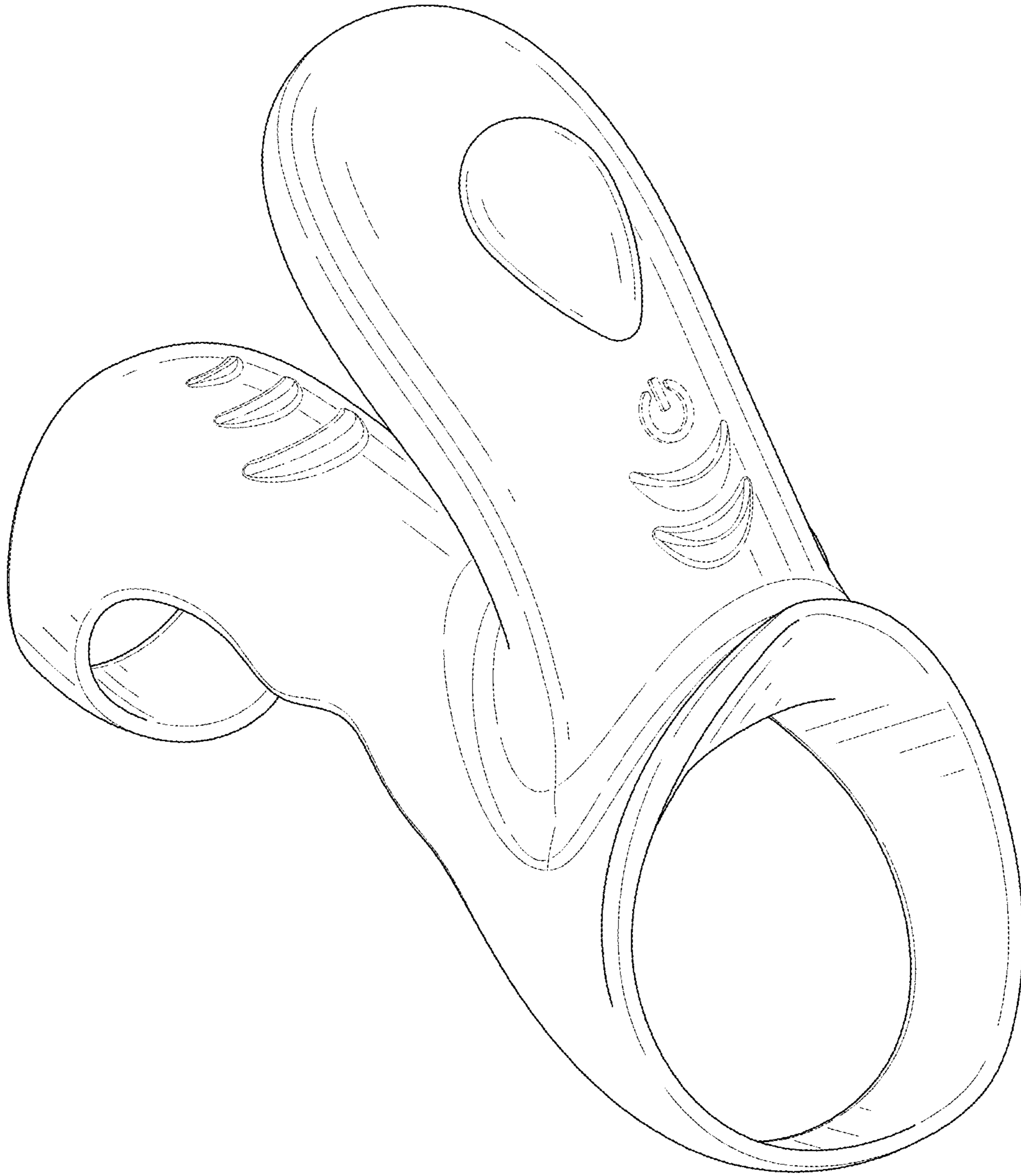


FIG. 1



FIG. 2

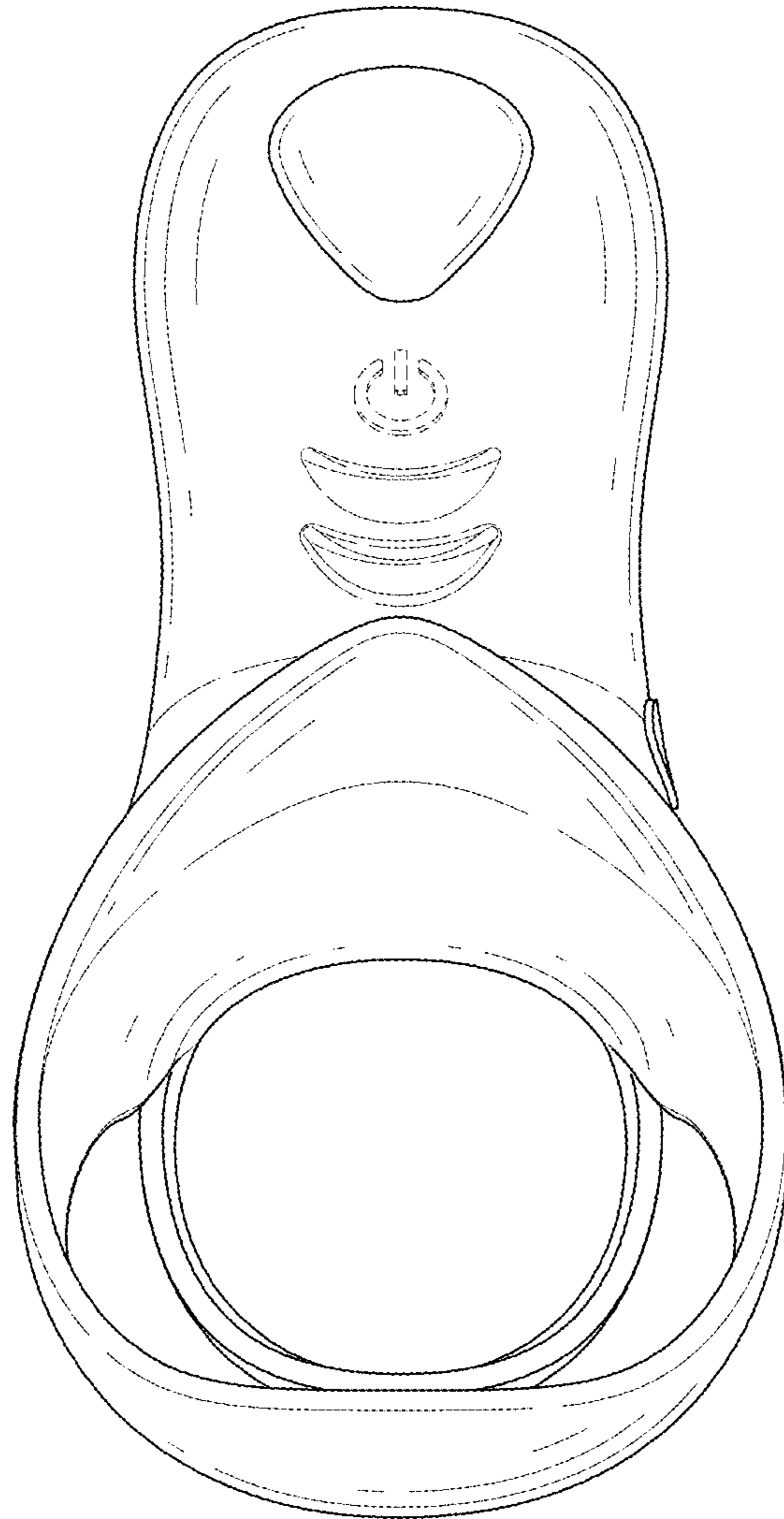


FIG. 3

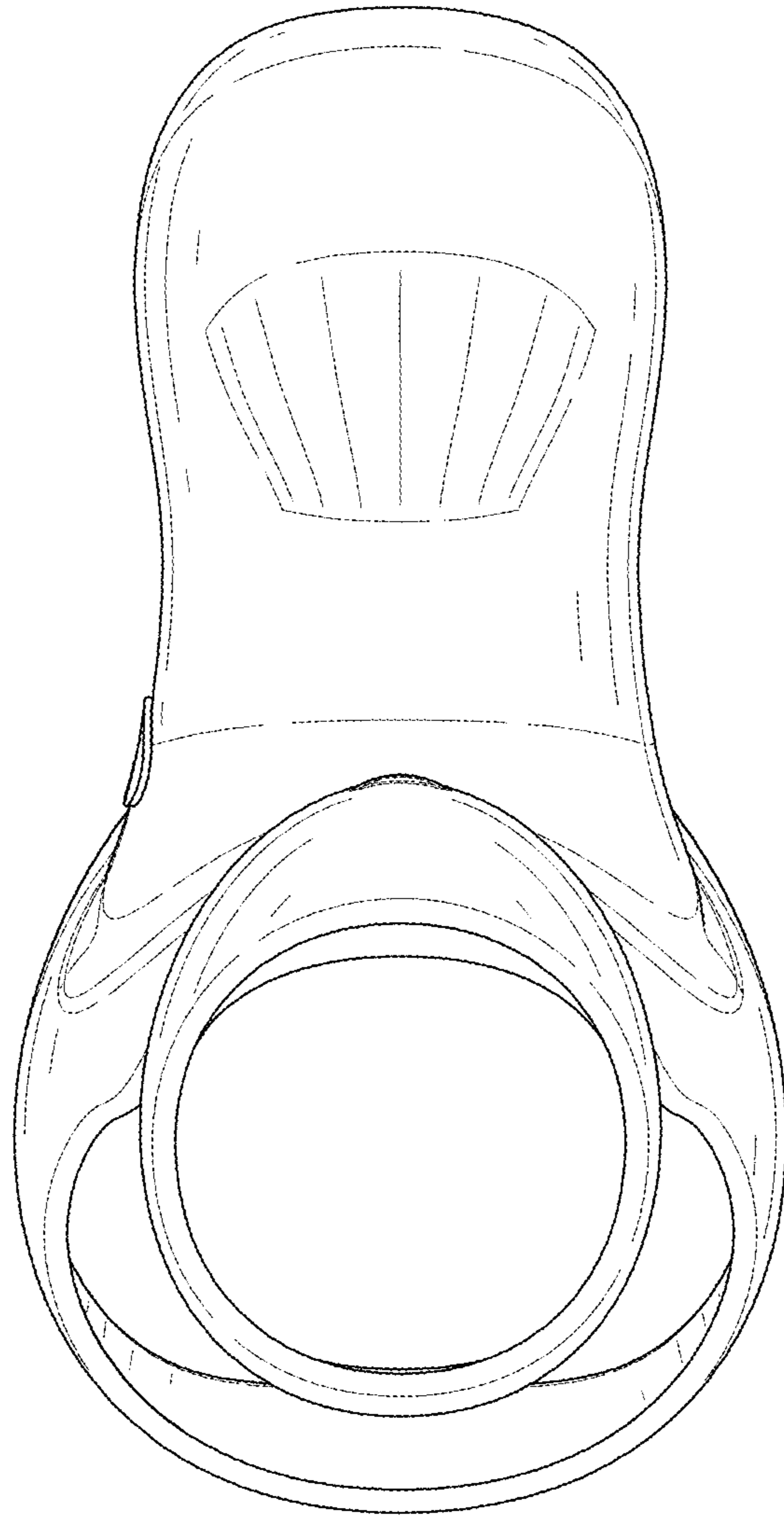


FIG. 4

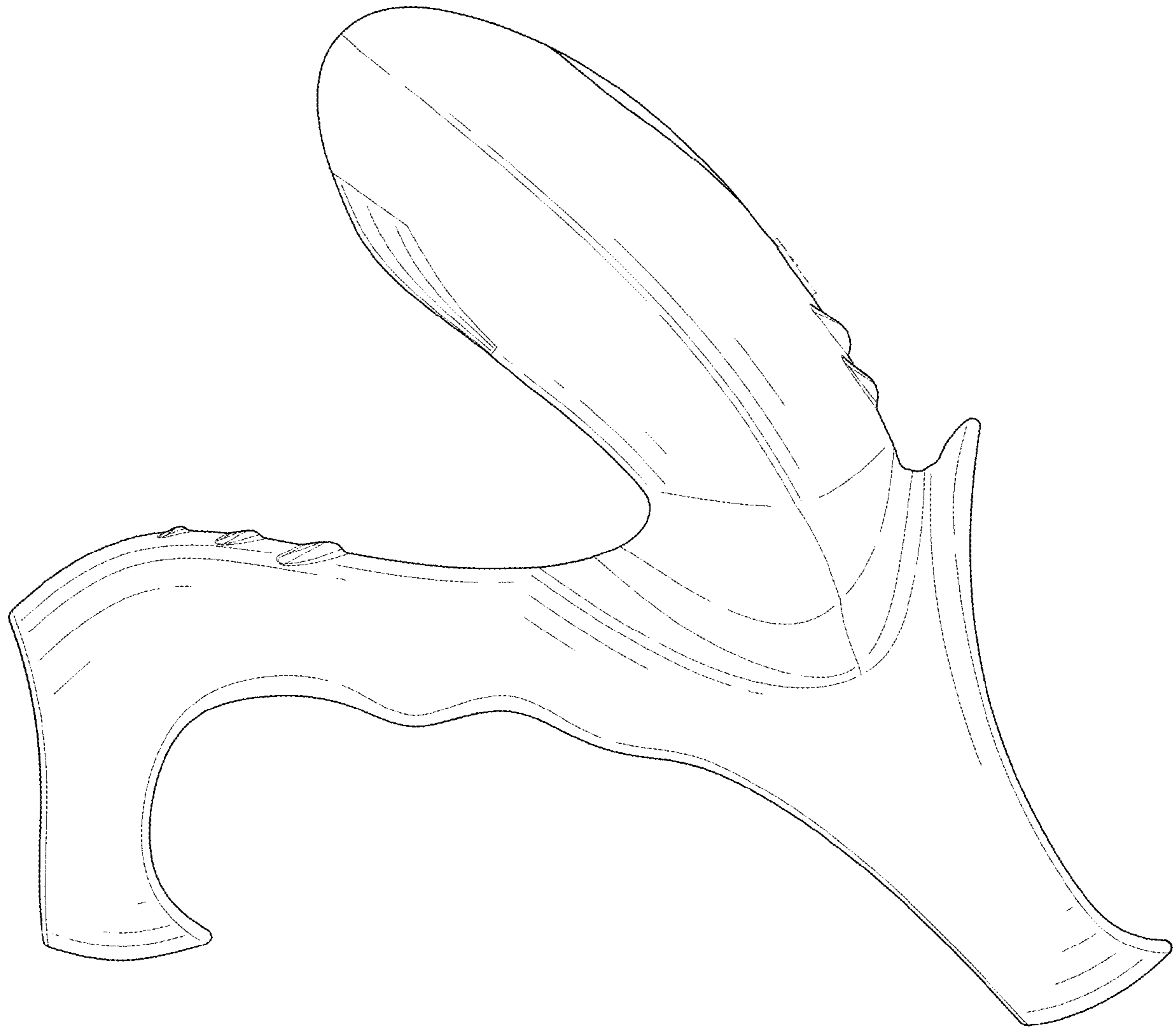


FIG. 5

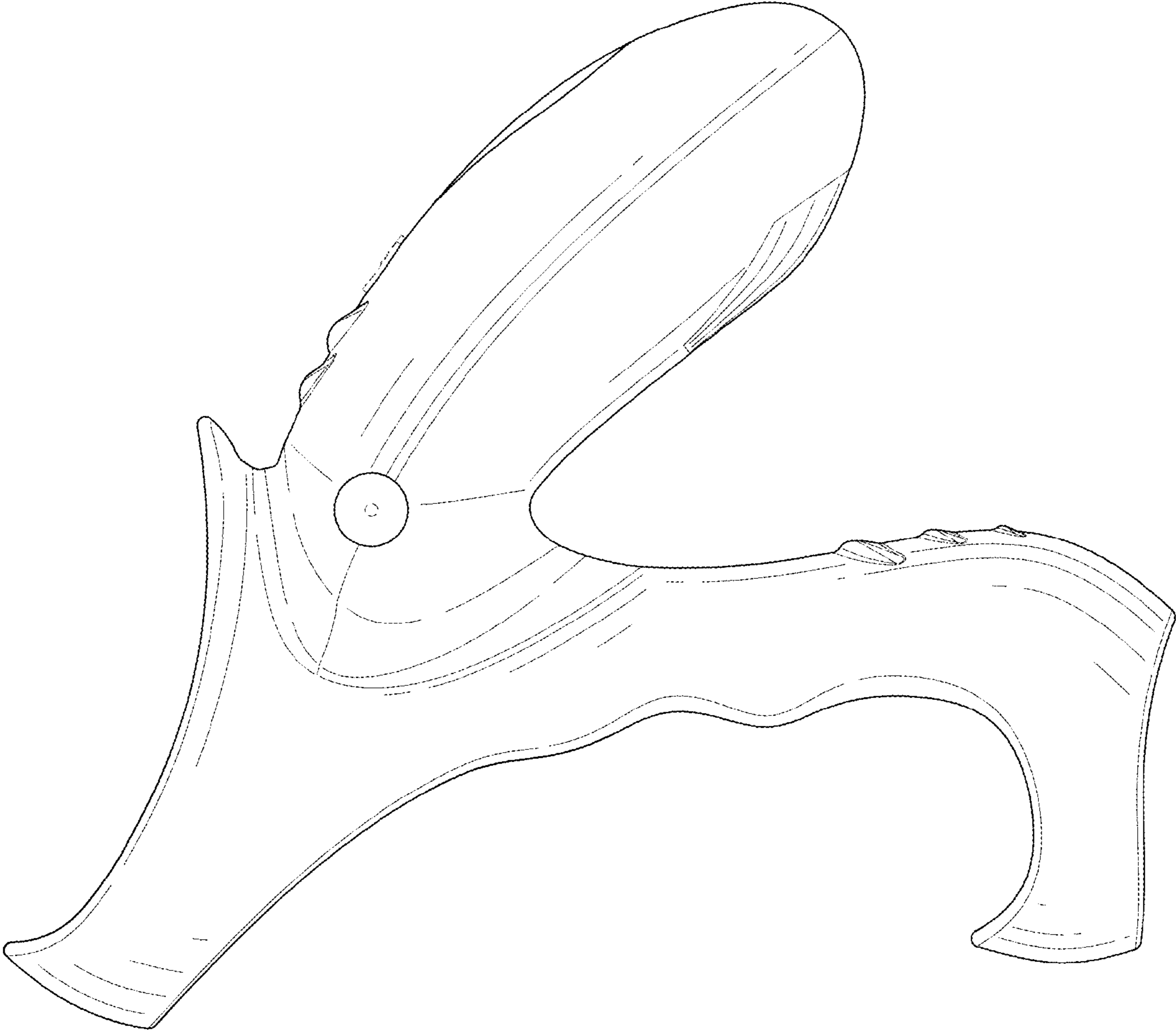


FIG. 6

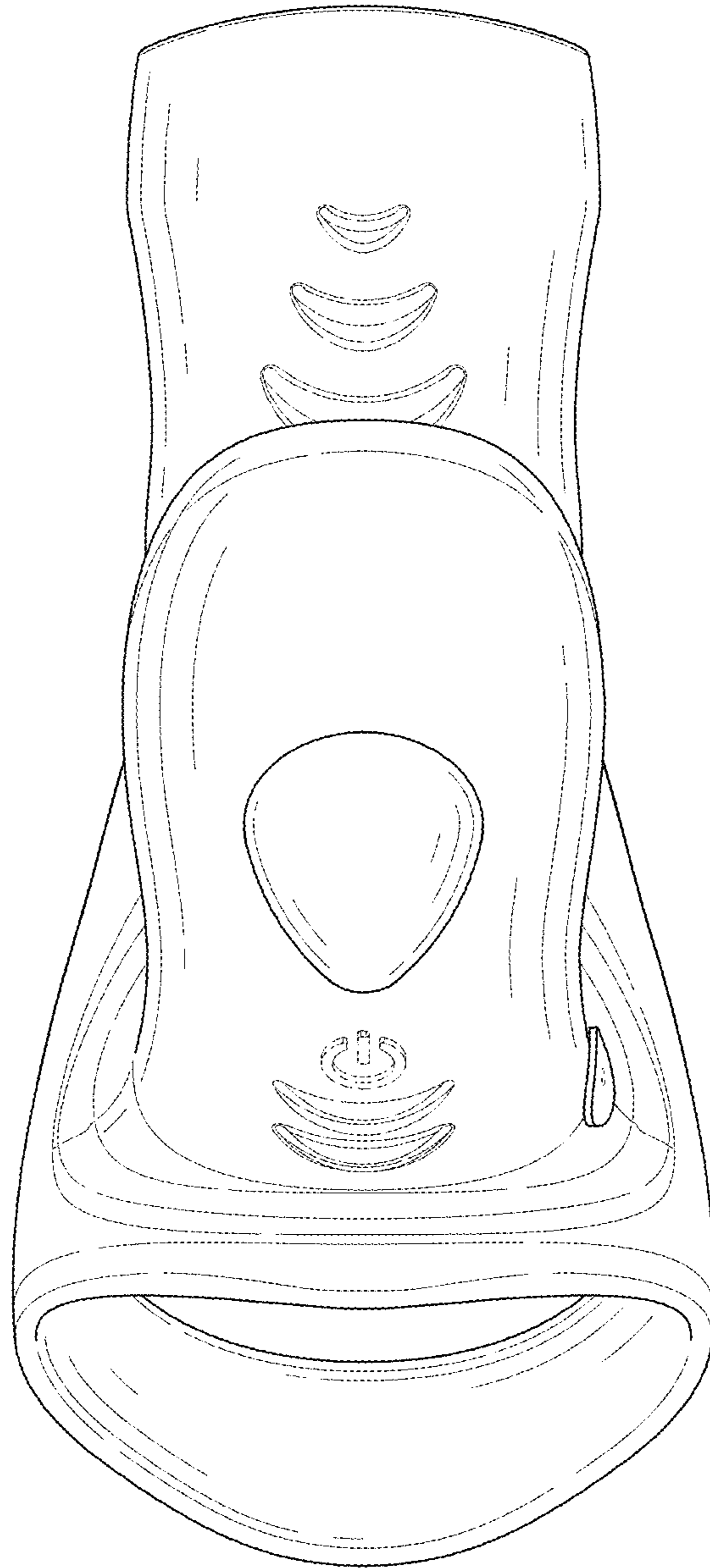


FIG. 7

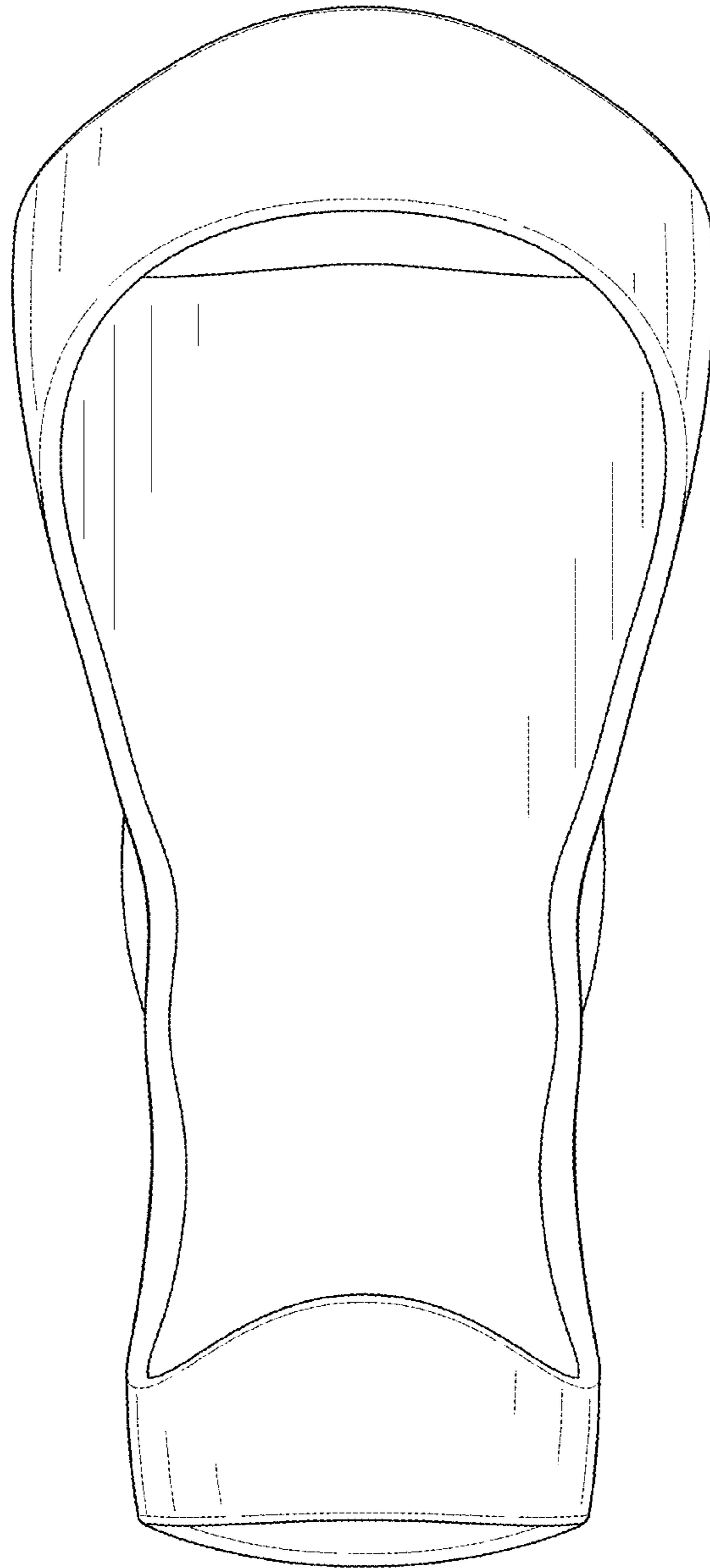


FIG. 8