



US00D893721S

(12) **United States Design Patent**
Corbin et al.

(10) **Patent No.:** **US D893,721 S**

(45) **Date of Patent:** **** Aug. 18, 2020**

(54) **SURGICAL STAPLER**

Primary Examiner — Wan Laymon

(71) Applicant: **ETHICON LLC**, Guaynabo, PR (US)

(72) Inventors: **Matthew S. Corbin**, Loveland, OH (US); **Veronica J. Schlegel**, Cincinnati, OH (US); **Nadja K. Briscoe Heller**, Cincinnati, OH (US); **Joshua R. Uth**, Mason, OH (US); **John P. Measamer**, Cincinnati, OH (US)

(73) Assignee: **Ethicon LLC**, Guaynabo, PR (US)

(**) Term: **15 Years**

(21) Appl. No.: **29/647,871**

(22) Filed: **May 16, 2018**

(51) **LOC (12) Cl.** **24-02**

(52) **U.S. Cl.**
USPC **D24/145**

(58) **Field of Classification Search**
USPC D24/145; 606/219; 227/175.1, 179.1
(Continued)

(56) **References Cited**

U.S. PATENT DOCUMENTS

7,168,604 B2 * 1/2007 Milliman A61B 17/115
227/175.1
7,900,806 B2 * 3/2011 Chen A61B 17/068
227/175.1

(Continued)

FOREIGN PATENT DOCUMENTS

CN 3657881 6/2007
CN 3657882 6/2007

OTHER PUBLICATIONS

Japanese Search Report, dated Sep. 24, 2019, for Design Application 2019-009018 (2 pages).

(Continued)

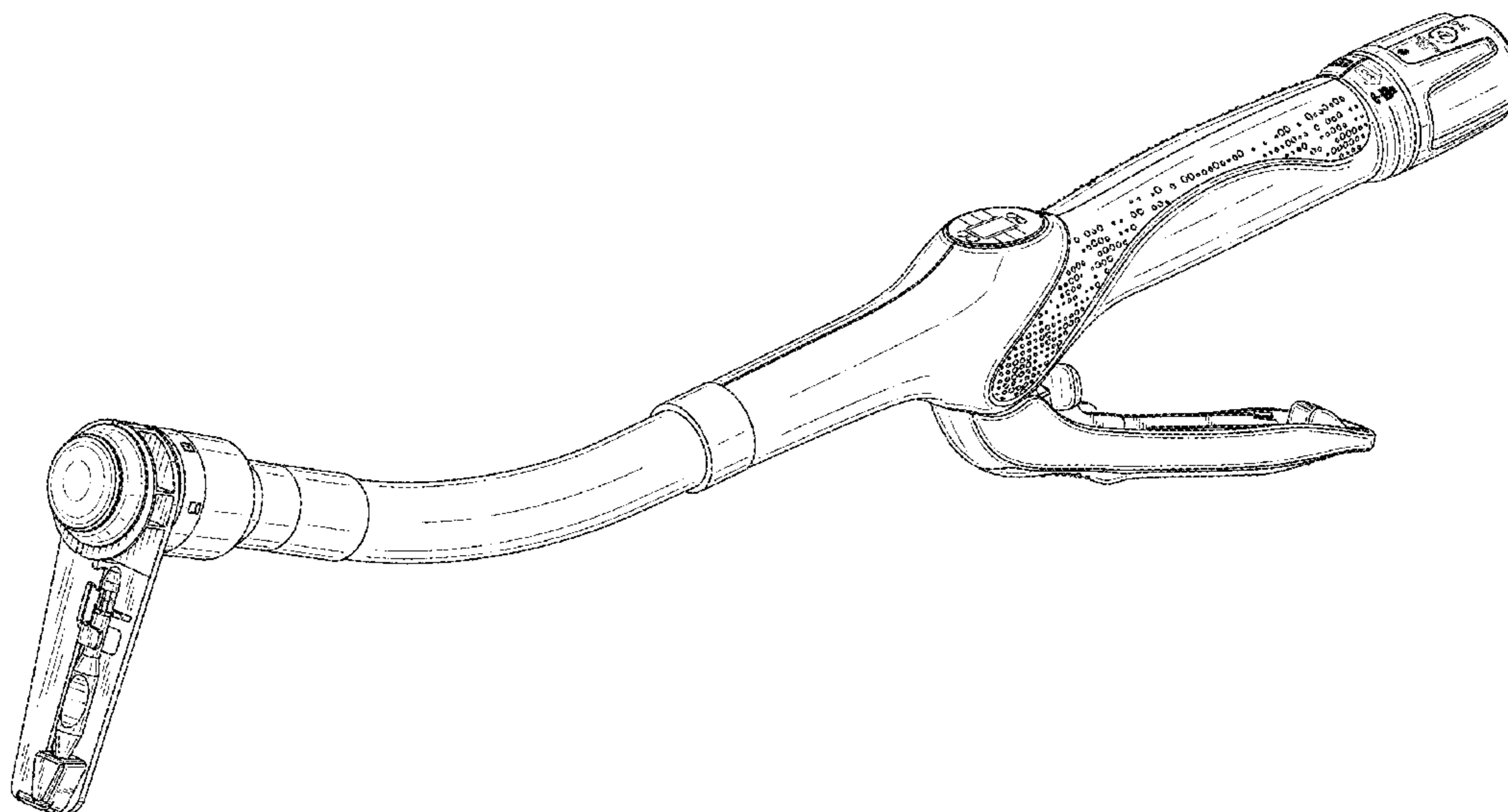
(57) **CLAIM**

The ornamental design for a surgical stapler, as shown and described.

DESCRIPTION

FIG. 1 is a perspective view of a first embodiment of a surgical stapler embodying our new design; FIG. 2 is a top view of the surgical stapler of FIG. 1; FIG. 3 is a first side view of the surgical stapler of FIG. 1; FIG. 4 is a bottom view of the surgical stapler of FIG. 1; FIG. 5 is a second side view of the surgical stapler of FIG. 1; FIG. 6 is a front view of the surgical stapler of FIG. 1; FIG. 7 is a back view of the surgical stapler of FIG. 1; FIG. 8 is a perspective view of a second embodiment of a surgical stapler embodying our new design; FIG. 9 is a top view of the surgical stapler of FIG. 8; FIG. 10 is a first side view of the surgical stapler of FIG. 8; FIG. 11 is a bottom view of the surgical stapler of FIG. 8; FIG. 12 is a second side view of the surgical stapler of FIG. 8; FIG. 13 is a front view of the surgical stapler of FIG. 8; FIG. 14 is a back view of the surgical stapler of FIG. 8; FIG. 15 is a perspective view of a third embodiment of a surgical stapler embodying our new design; FIG. 16 is a top view of the surgical stapler of FIG. 15; FIG. 17 is a first side view of the surgical stapler of FIG. 15; FIG. 18 is a bottom view of the surgical stapler of FIG. 15; FIG. 19 is a second side view of the surgical stapler of FIG. 15; FIG. 20 is a front view of the surgical stapler of FIG. 15; and, FIG. 21 is a back view of the surgical stapler of FIG. 15. The broken lines shown herein are included for the purpose of illustrating an environment of the article and form no part of the claimed design.

1 Claim, 12 Drawing Sheets



(58) **Field of Classification Search**

CPC A61B 17/064; A61B 17/068; A61B 17/07207; A61B 17/105; A61B 17/115; A61B 17/1155

See application file for complete search history.

(56) **References Cited**

U.S. PATENT DOCUMENTS

D680,646 S * 4/2013 Hunt D24/145
 D681,202 S * 4/2013 Hunt D24/145
 8,453,906 B2 * 6/2013 Huang A61B 17/1155
 227/175.2
 D685,472 S * 7/2013 Hunt D24/145
 9,022,274 B2 * 5/2015 Penna A61B 17/115
 227/175.1
 9,445,816 B2 * 9/2016 Swayze A61B 17/1155
 9,572,573 B2 * 2/2017 Scheib A61B 17/1155
 9,597,082 B2 * 3/2017 Stokes A61B 17/1155
 D830,550 S 10/2018 Miller et al.
 D837,373 S * 1/2019 Miller D24/145
 D851,249 S * 6/2019 Fox D24/145
 2011/0114700 A1 * 5/2011 Baxter A61B 17/1155
 227/179.1
 2012/0012636 A1 * 1/2012 Beckman A61B 17/07207
 227/175.1
 2013/0206816 A1 * 8/2013 Penna A61B 17/115
 227/179.1
 2014/0158744 A1 * 6/2014 Patel A61B 17/115
 227/175.1
 2014/0158747 A1 * 6/2014 Measamer A61B 17/1155
 227/179.1

OTHER PUBLICATIONS

Japanese Search Report, dated Jan. 7, 2020, for Design Application 2018-024940 (2 pages).
 Japanese Search Report, dated Jan. 7, 2020, for Design Application 2018-024941 (2 pages).
 Japanese Search Report, dated Jan. 7, 2020, for Design Application 2018-024942 (1 pages).

Japanese Search Report, dated Jan. 7, 2020, for Design Application 2018-024947 (2 pages).
 Japanese Search Report, dated Jan. 7, 2020, for Design Application 2018-024948 (1 page).
 Japanese Search Report, dated Jan. 7, 2020, for Design Application 2018-024952 (2 pages).
 Japanese Search Report, dated Jan. 7, 2020, for Design Application 2019-008893 (2 pages).
 Japanese Search Report, dated Jan. 7, 2020, for Design Application 2019-008894 (2 pages).
 Japanese Search Report, dated Jan. 7, 2020, for Design Application 2019-008895 (2 pages).
 Japanese Search Report, dated Jan. 7, 2020, for Design Application 2019-008896 (2 pages).
 Japanese Search Report, dated Jan. 7, 2020, for Design Application 2019-008897 (2 pages).
 Japanese Search Report, dated Jan. 7, 2020, for Design Application 2019-009154 (2 pages).
 Japanese Search Report, dated Jan. 7, 2020, for Design Application 2019-009155 (2 pages).
 Japanese Search Report, dated Jan. 7, 2020, for Design Application 2019-009152 (2 pages).
 Japanese Search Report, dated Jan. 7, 2020, for Design Application 2019-009017 (2 pages).
 Japanese Search Report, dated Jan. 7, 2020, for Design Application 2019-009019 (2 pages).
 Japanese Search Report, dated Jan. 7, 2020, for Design Application 2019-008765 (2 pages).
 Japanese Search Report, dated Jan. 7, 2020, for Design Application 2019-008766 (2 pages).
 Japanese Search Report, dated Jan. 7, 2019, for Design Application 2019-008767 (2 pages).
 Japanese Search Report, dated Jan. 7, 2020, for Design Application 2019-008768 (2 pages).
 Japanese Search Report, dated Jan. 7, 2020, for Design Application 2019-008769 (2 pages).
 Japanese Search Report, dated Jan. 7, 2020, for Design Application 2019-009014 (2 pages).
 Japanese Search Report, dated Jan. 7, 2020, for Design Application 2019-009015 (2 pages).

* cited by examiner

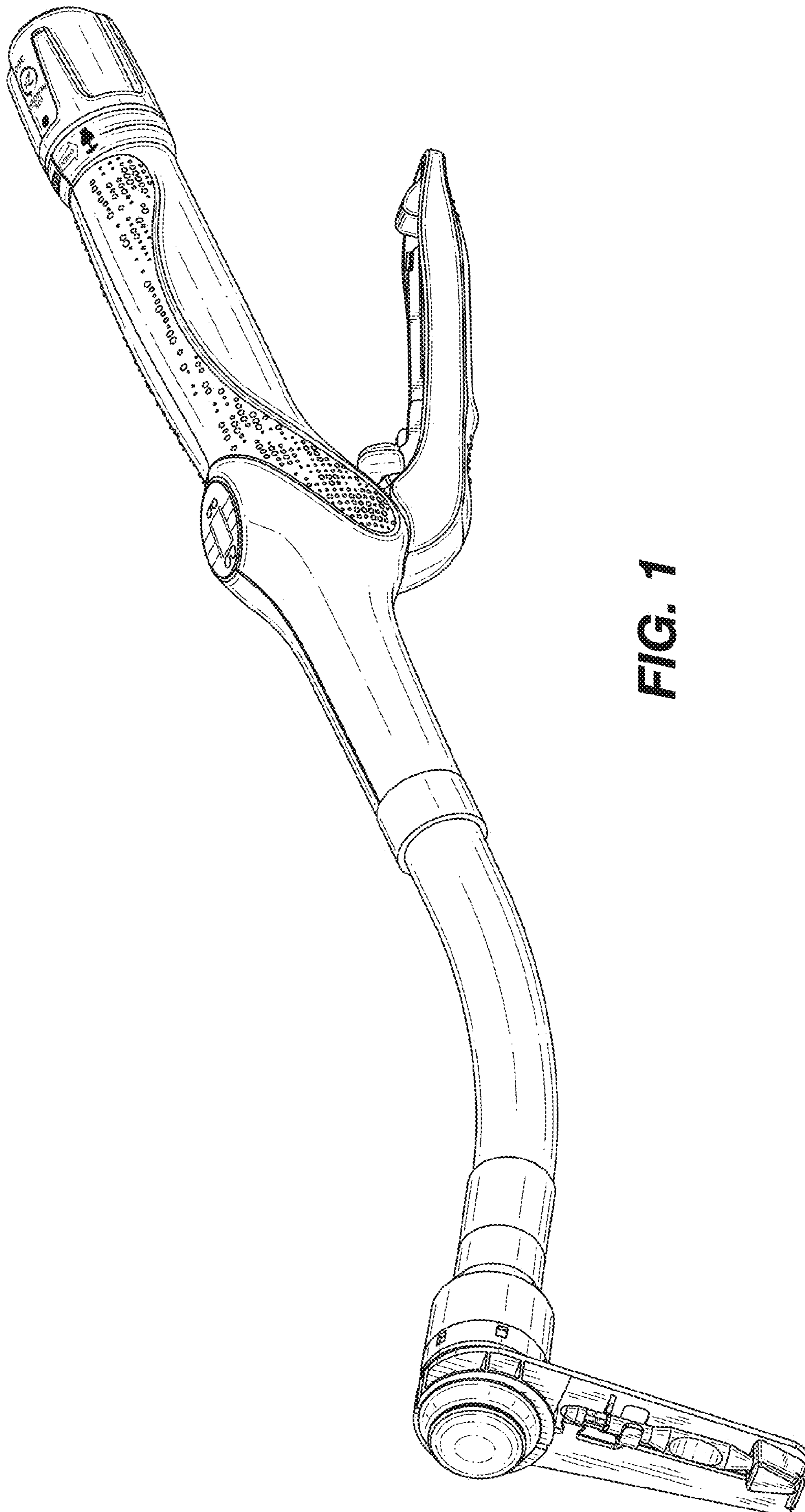


FIG. 1

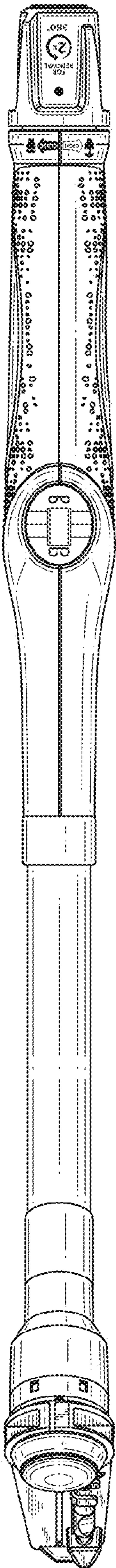


FIG. 2

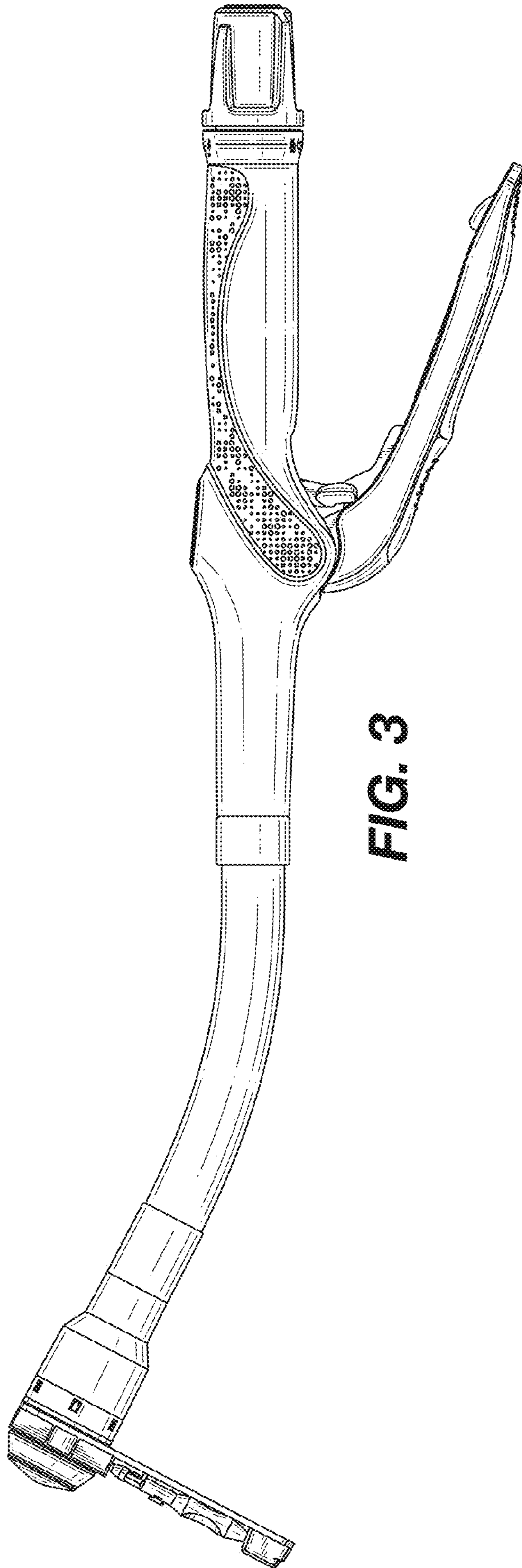


FIG. 3

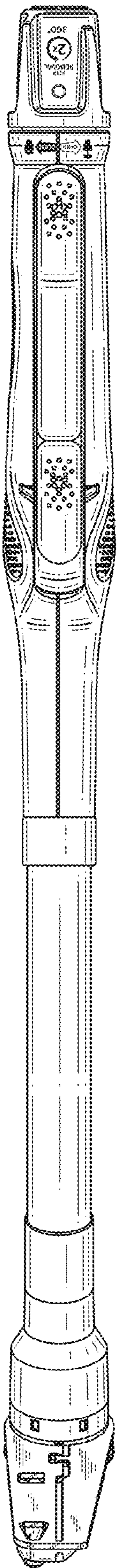


FIG. 4

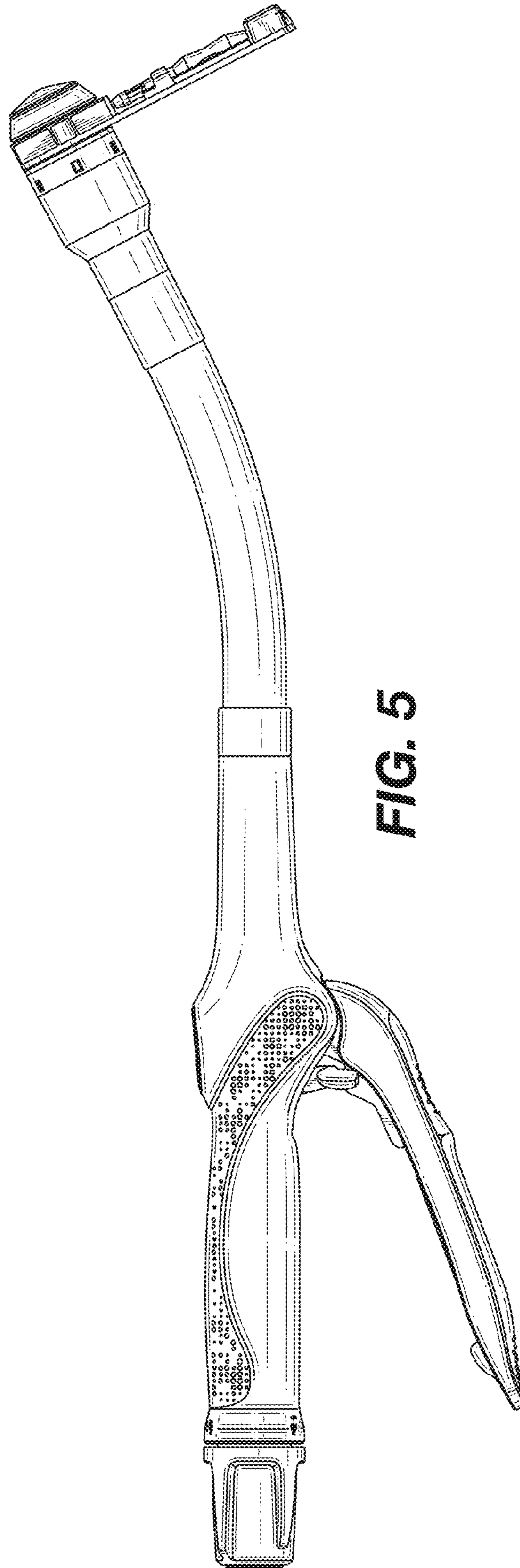


FIG. 5

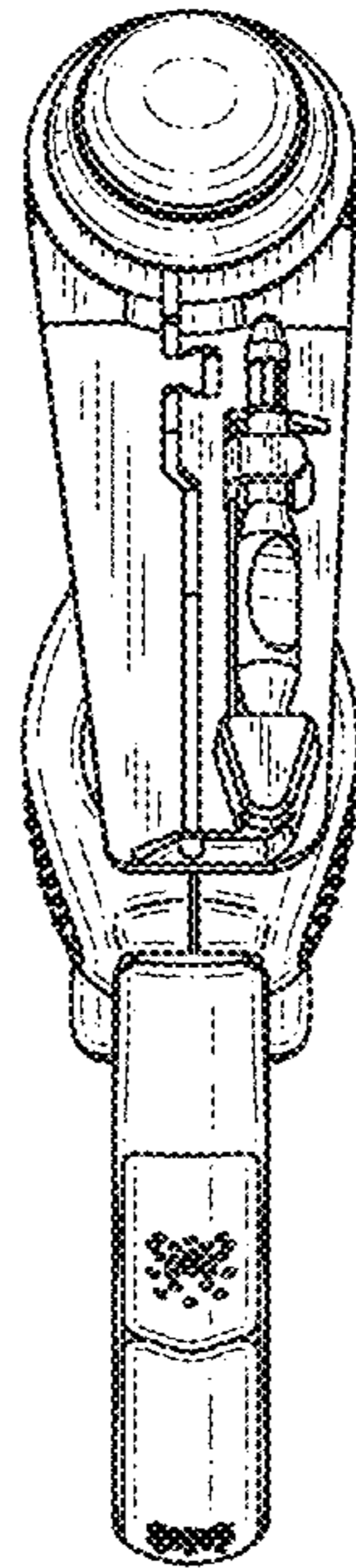


FIG. 6

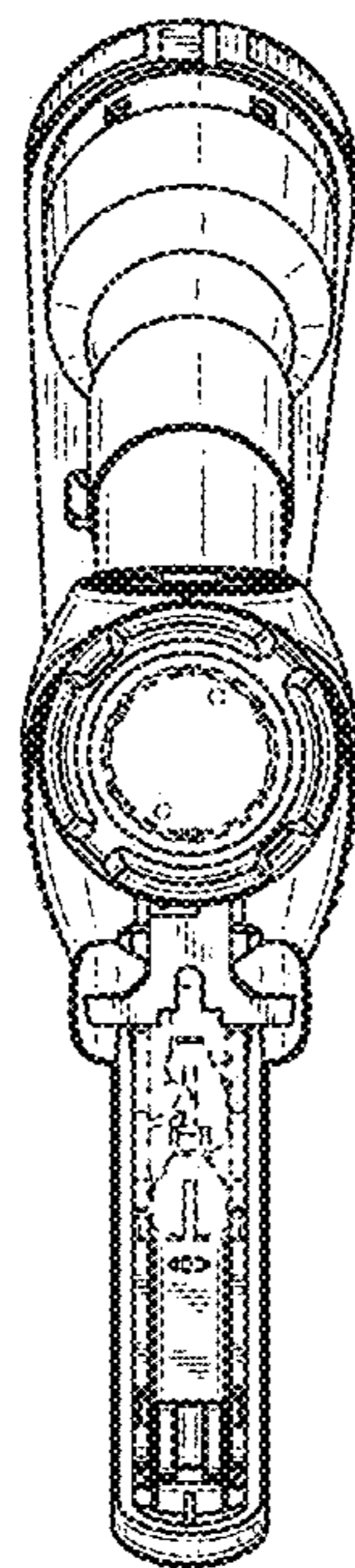


FIG. 7

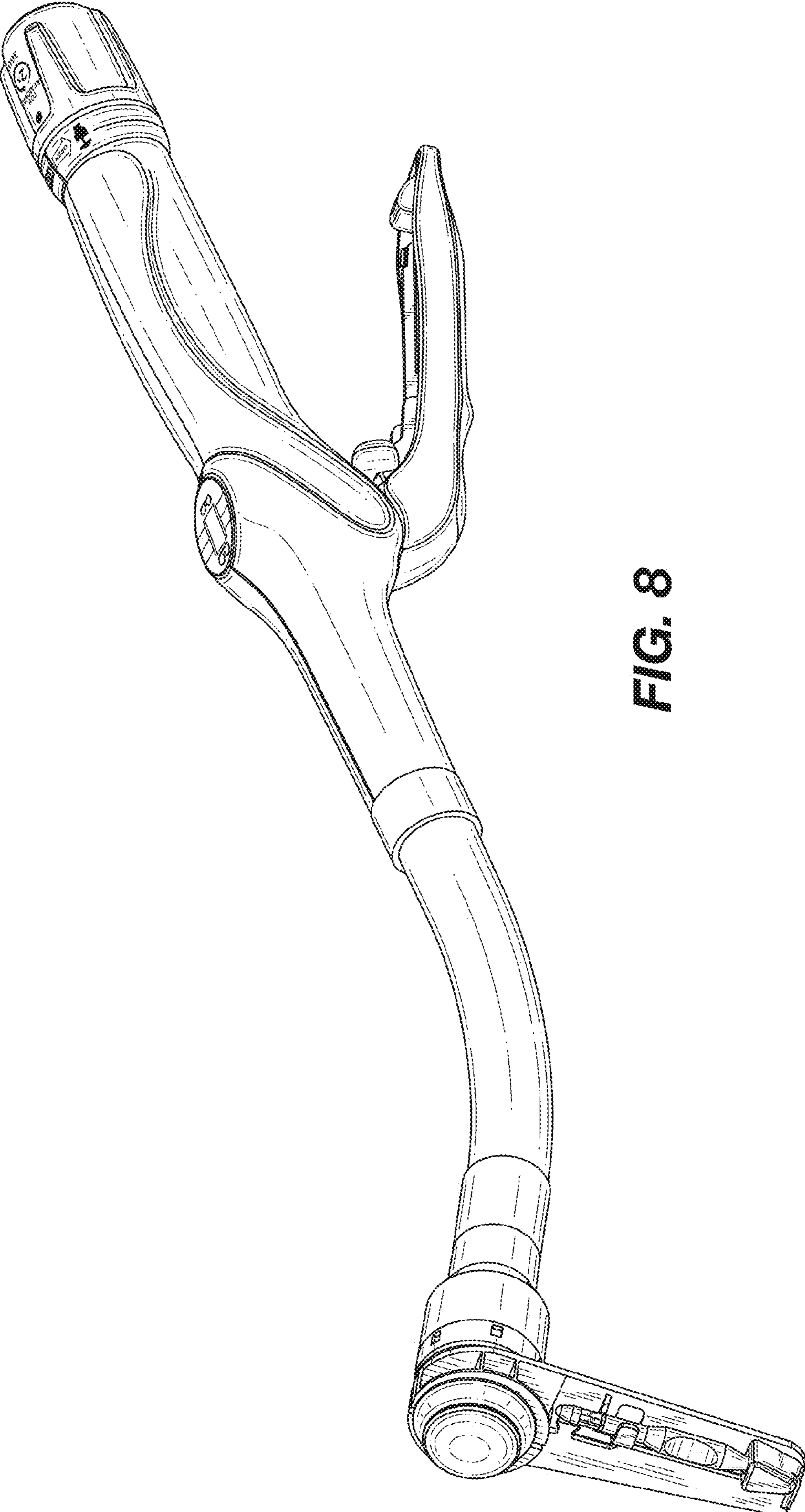


FIG. 8

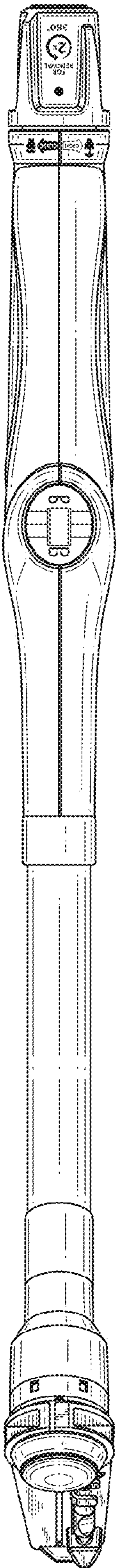


FIG. 9

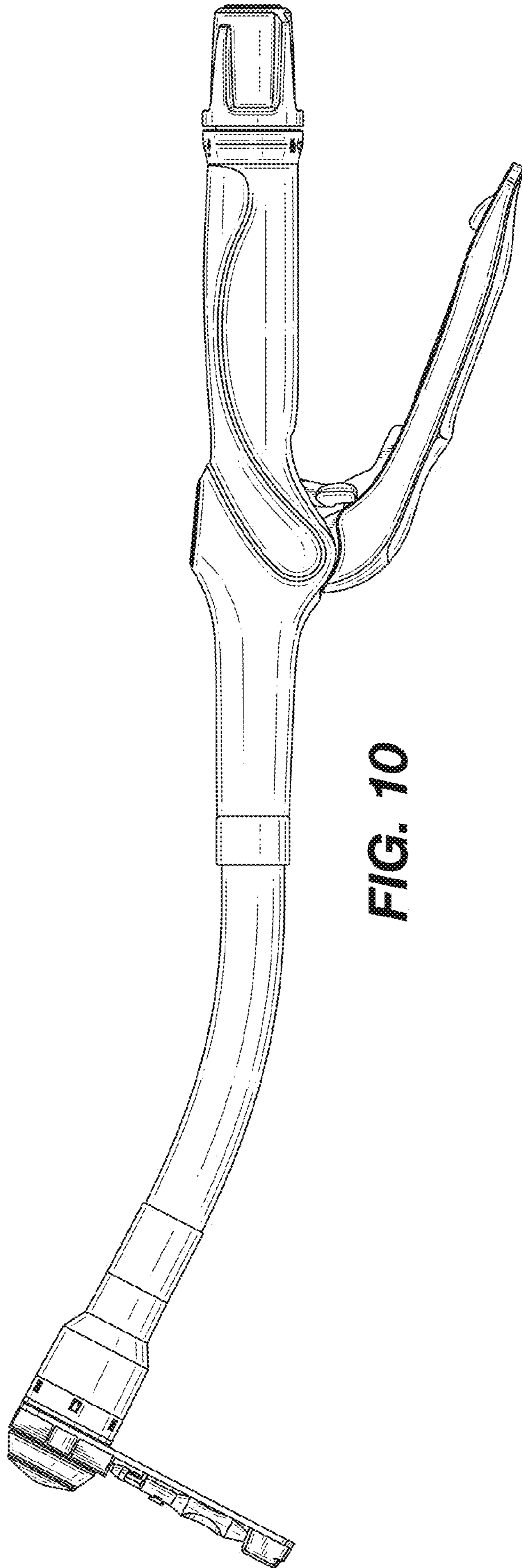


FIG. 10

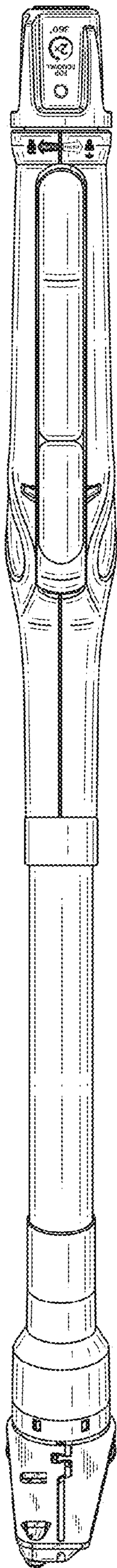


FIG. 11

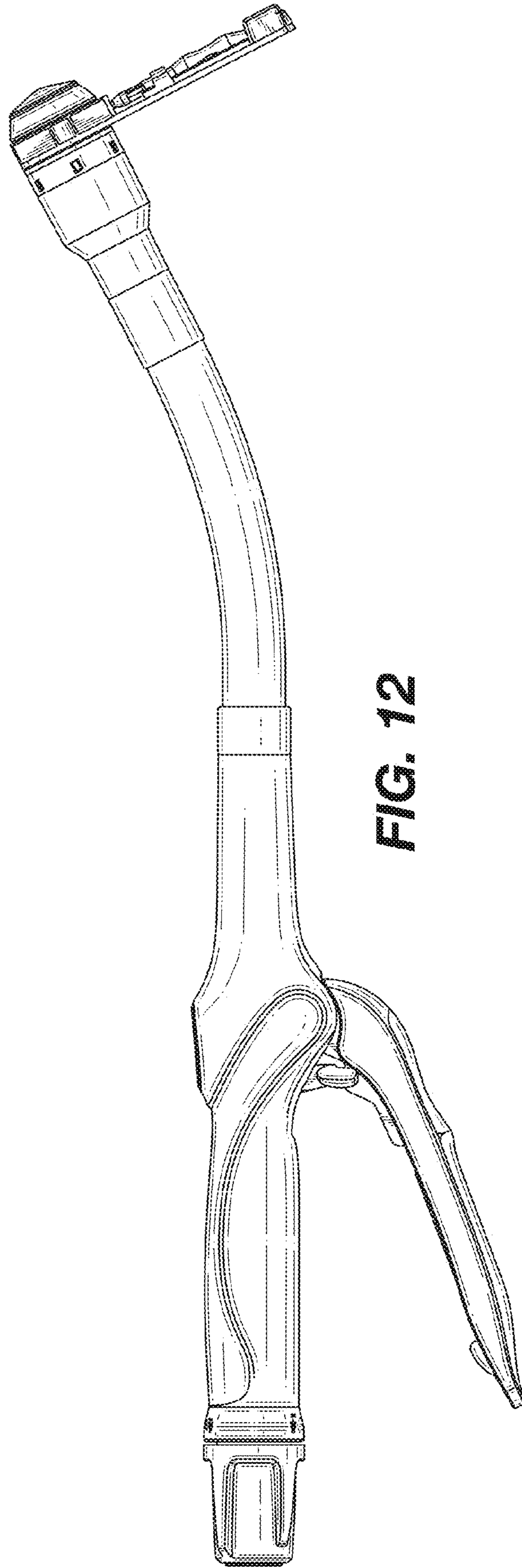


FIG. 12

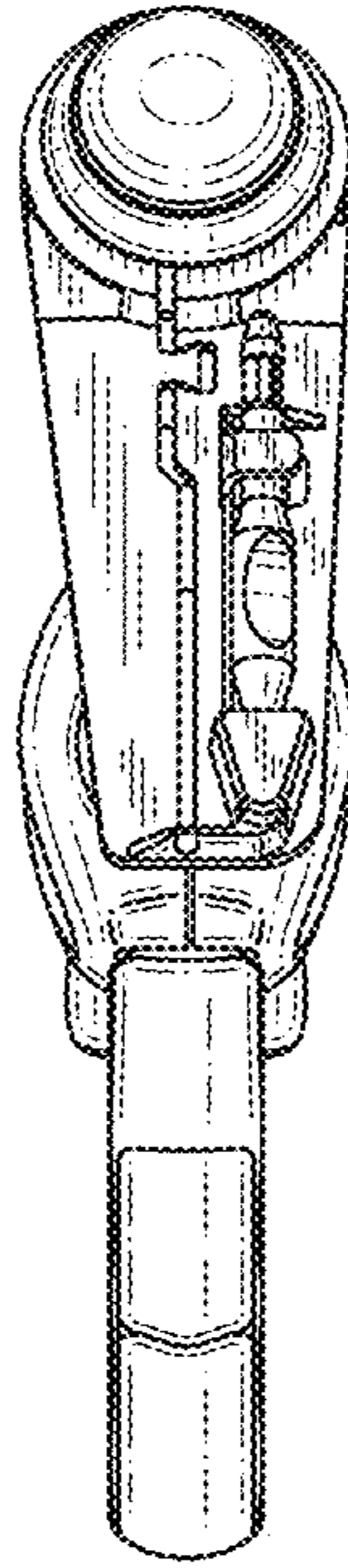


FIG. 13

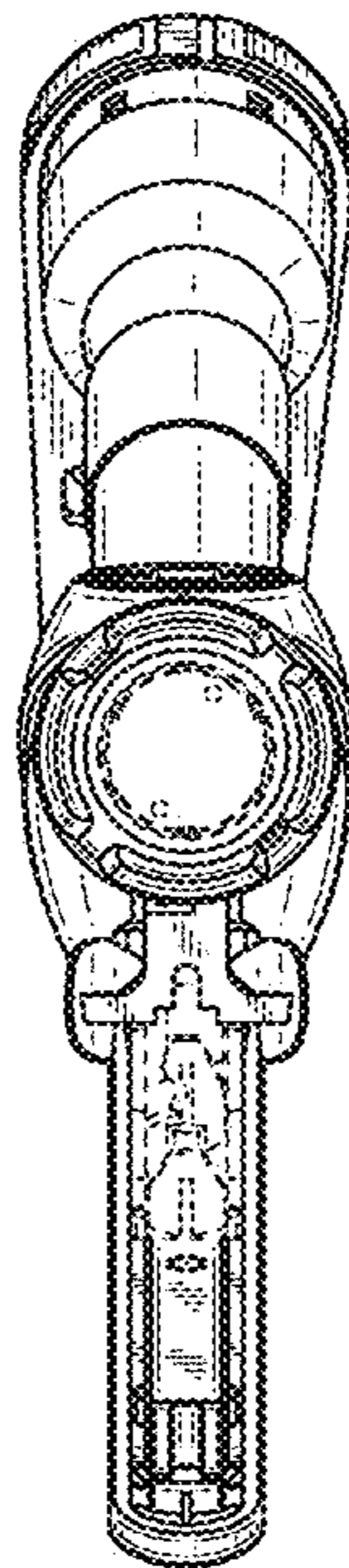


FIG. 14

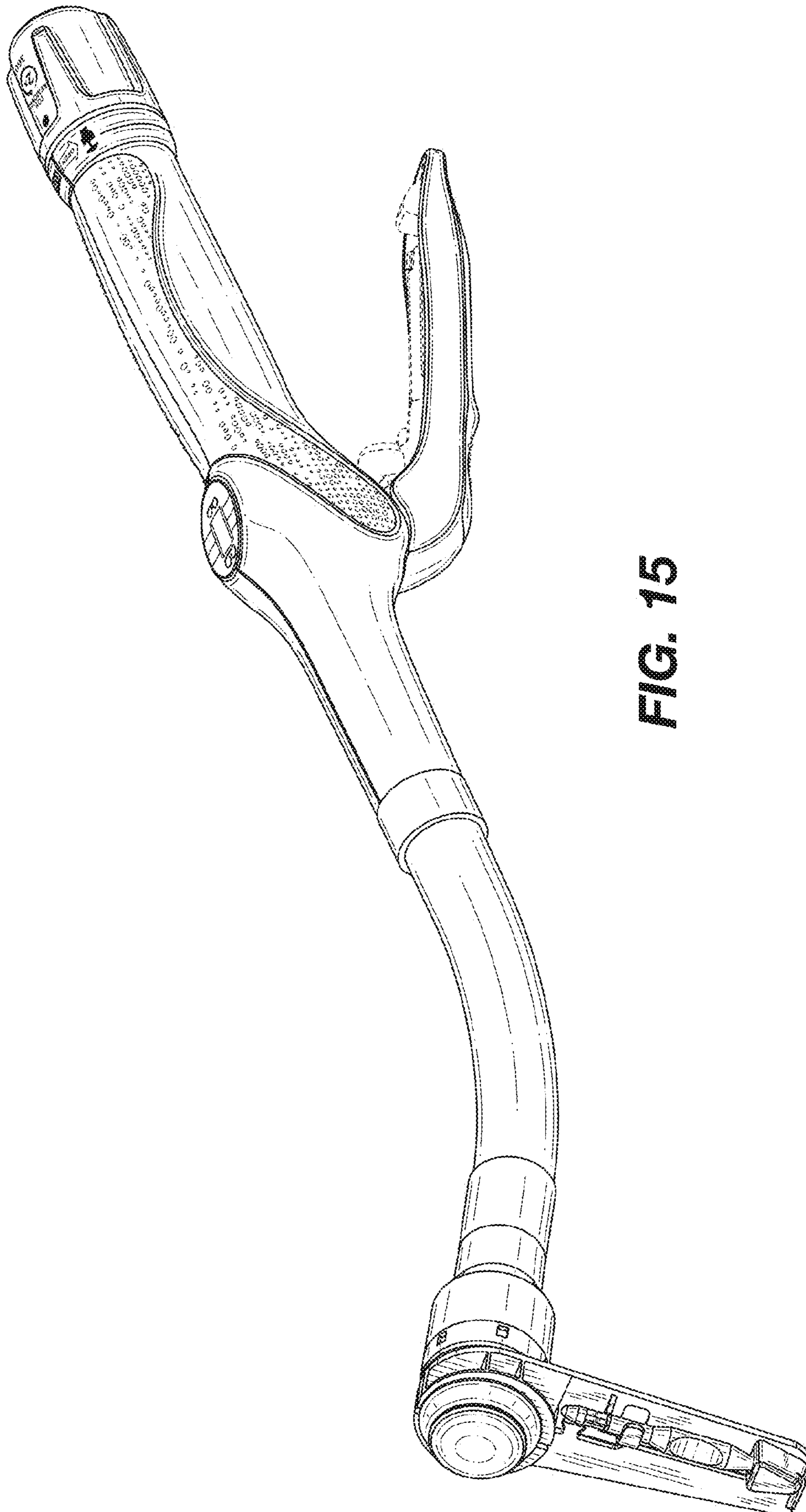


FIG. 15

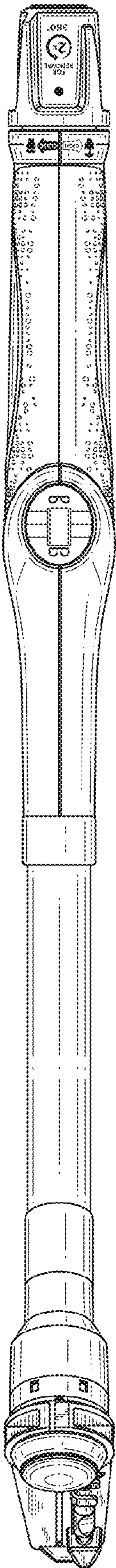


FIG. 16

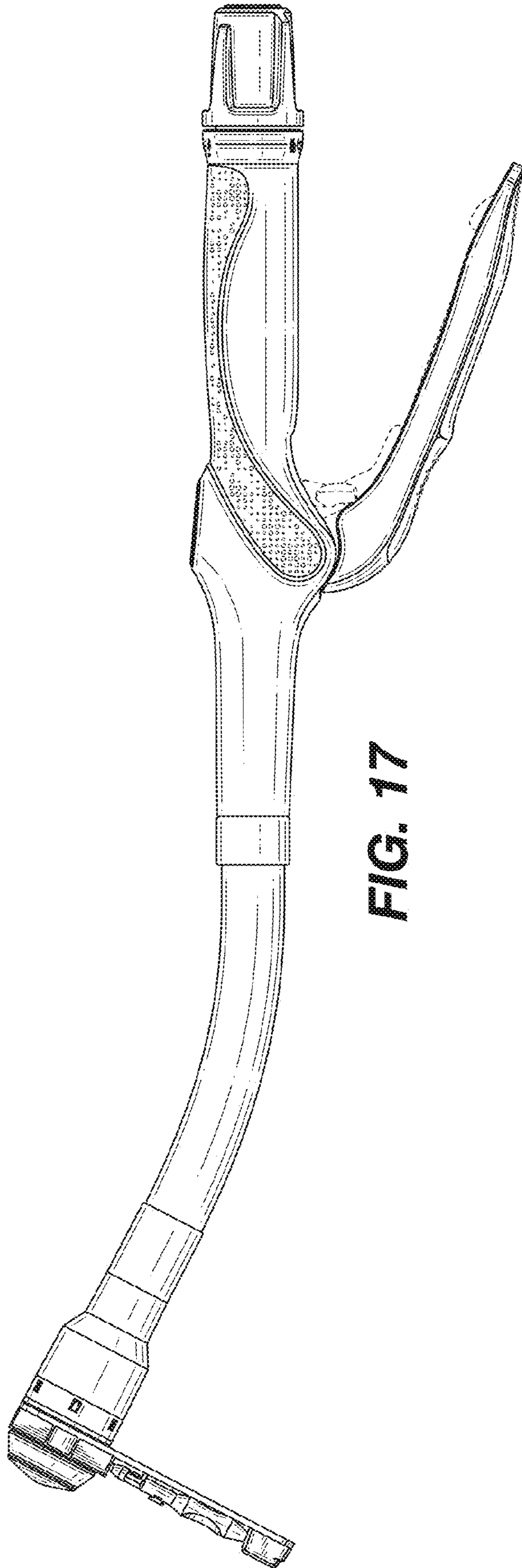


FIG. 17

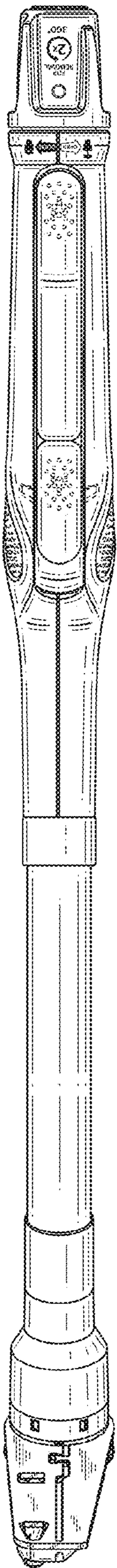


FIG. 18

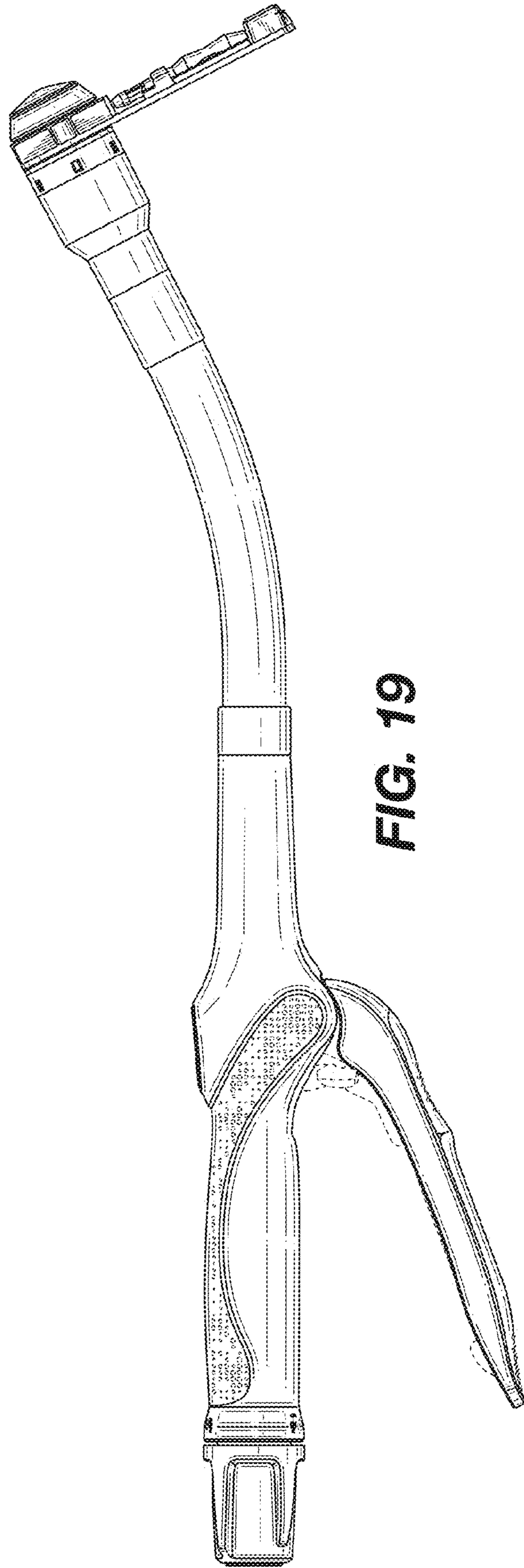


FIG. 19

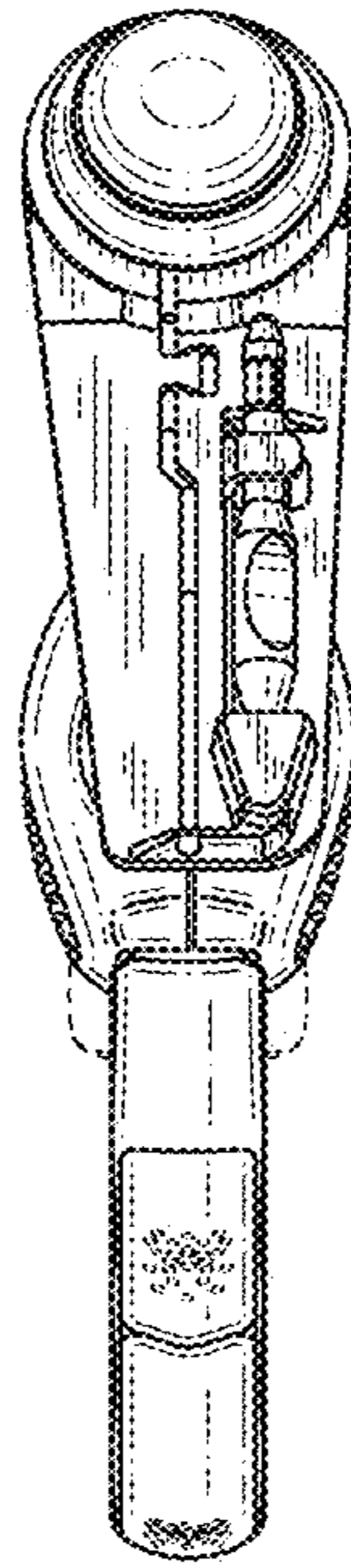


FIG. 20

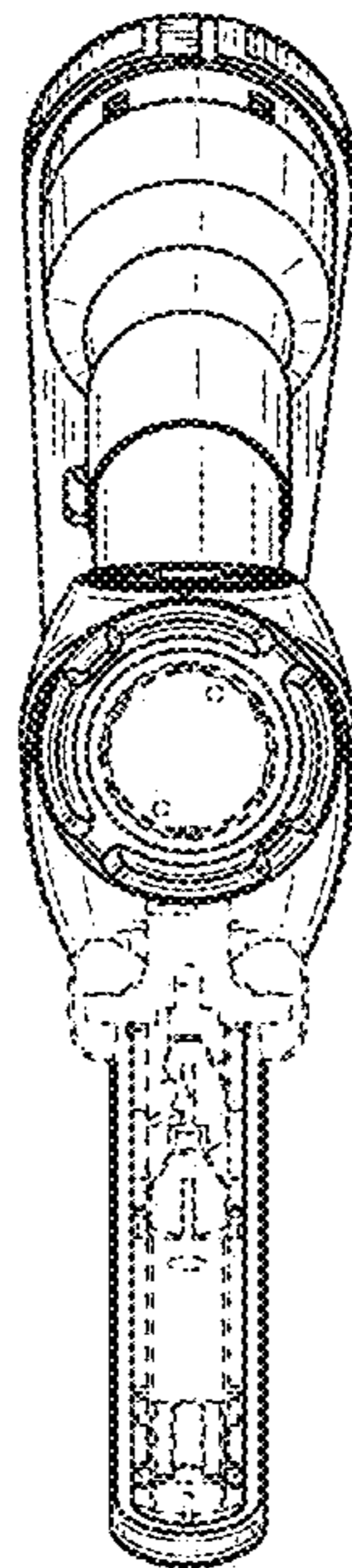


FIG. 21