



US00D893695S

(12) **United States Design Patent** (10) **Patent No.:** **US D893,695 S**
Gale et al. (45) **Date of Patent:** **** Aug. 18, 2020**

(54) **FILTER FRAME**
(71) Applicant: **3M INNOVATIVE PROPERTIES COMPANY**, St. Paul, MN (US)
(72) Inventors: **Brian D. Gale**, Blaine, MN (US);
Andrew R. Fox, Oakdale, MN (US)
(73) Assignee: **3M Innovative Properties Company**,
St. Paul, MN (US)

D538,418 S * 3/2007 Pippel D23/209
D568,014 S * 4/2008 Fester D32/31
7,726,100 B2 6/2010 Bigoni
D646,369 S * 10/2011 Nelson D23/365
D742,496 S * 11/2015 Carter D23/365
D762,832 S 8/2016 Gale
D777,901 S * 1/2017 Whittmore D23/370
D778,419 S * 2/2017 Poindexter D23/365
D784,509 S * 4/2017 Hugues D23/365
D804,005 S * 11/2017 Spear D23/365

(**) Term: **15 Years**

(21) Appl. No.: **29/630,085**

(22) Filed: **Dec. 19, 2017**

(51) **LOC (12) Cl.** **23-04**

(52) **U.S. Cl.**
USPC **D23/365**

(58) **Field of Classification Search**
USPC D23/209, 235, 341, 358, 363-365, 393;
D15/5; 210/355; 55/498, 521; D24/162,
D24/224
CPC F02M 35/04; F02M 35/10; F02M 35/024;
B01D 46/0002; B01D 46/10
See application file for complete search history.

(56) **References Cited**

U.S. PATENT DOCUMENTS

D380,536 S * 7/1997 Ellwood D23/364
D380,537 S * 7/1997 Ellwood D23/364
D425,189 S * 5/2000 Gillingham B01D 46/0002
D23/355
6,425,932 B1 7/2002 Huehn
6,461,396 B1 10/2002 Barker
D468,798 S * 1/2003 Wilder D23/209
6,610,118 B2 8/2003 Bryce
6,685,760 B2 2/2004 Huehn
6,866,695 B2 3/2005 Huehn
7,041,147 B2 * 5/2006 Huehn B01D 46/0005
55/506

FOREIGN PATENT DOCUMENTS

TW D175146 4/2016
TW D184776 8/2017

* cited by examiner

Primary Examiner — Lakiya G Rogers

Assistant Examiner — John A Voytek

(74) *Attorney, Agent, or Firm* — Kevin Weber

(57) **CLAIM**

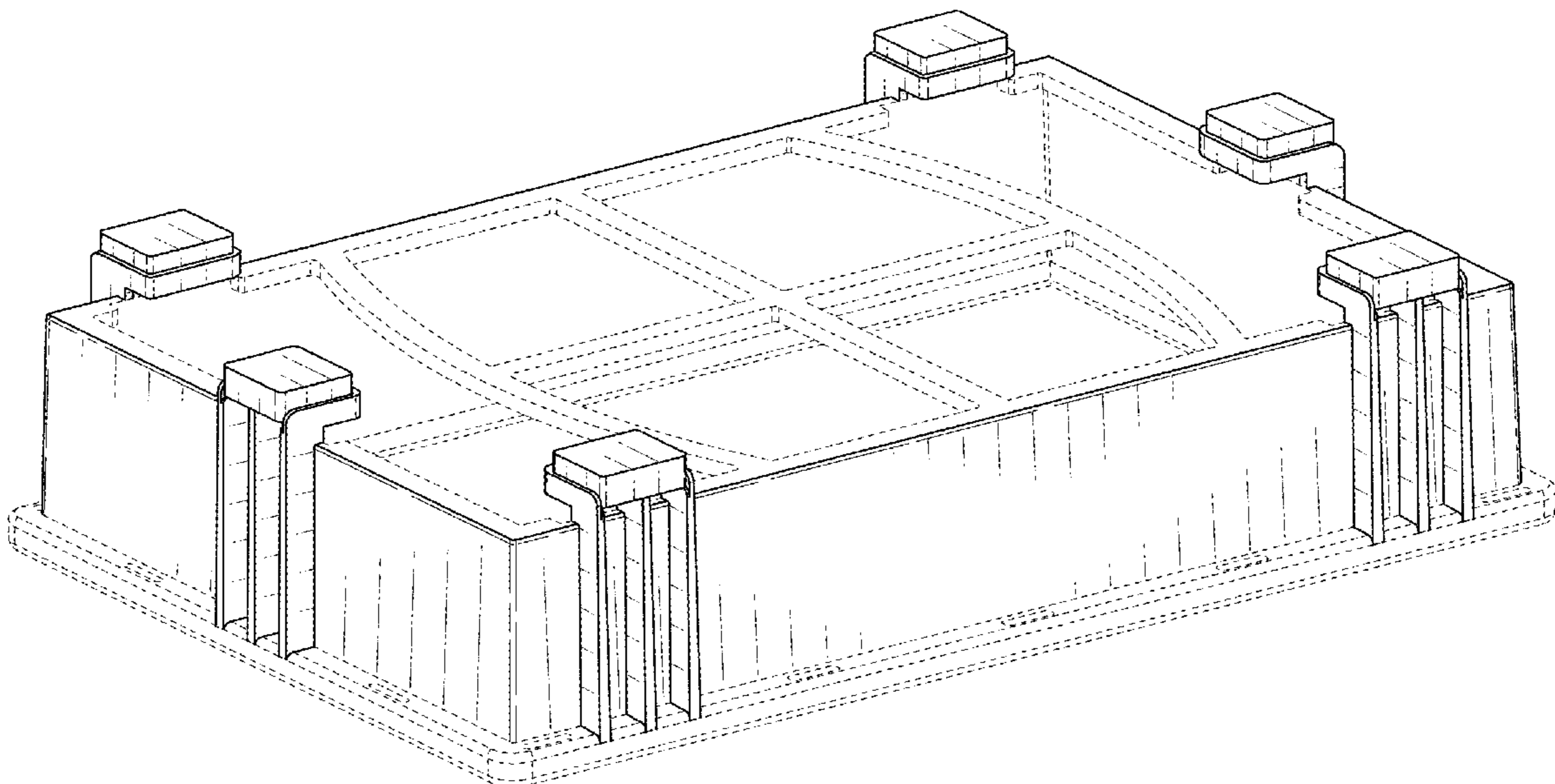
The ornamental design for a filter frame, as shown and described.

DESCRIPTION

FIG. 1 is a perspective view showing the new design for an filter frame;
FIG. 2 is a front view thereof;
FIG. 3 is a rear view thereof;
FIG. 4 is a left side view thereof;
FIG. 5 is a right side view thereof;
FIG. 6 is a top view thereof; and,
FIG. 7 is a bottom view thereof.

The fine dash-dash broken lines in the filter frame of FIGS. 1-7 depict environmental subject matter that forms no part of the claimed design. The thicker dash-dash broken lines define boundaries of the claimed design and form no part thereof.

1 Claim, 5 Drawing Sheets



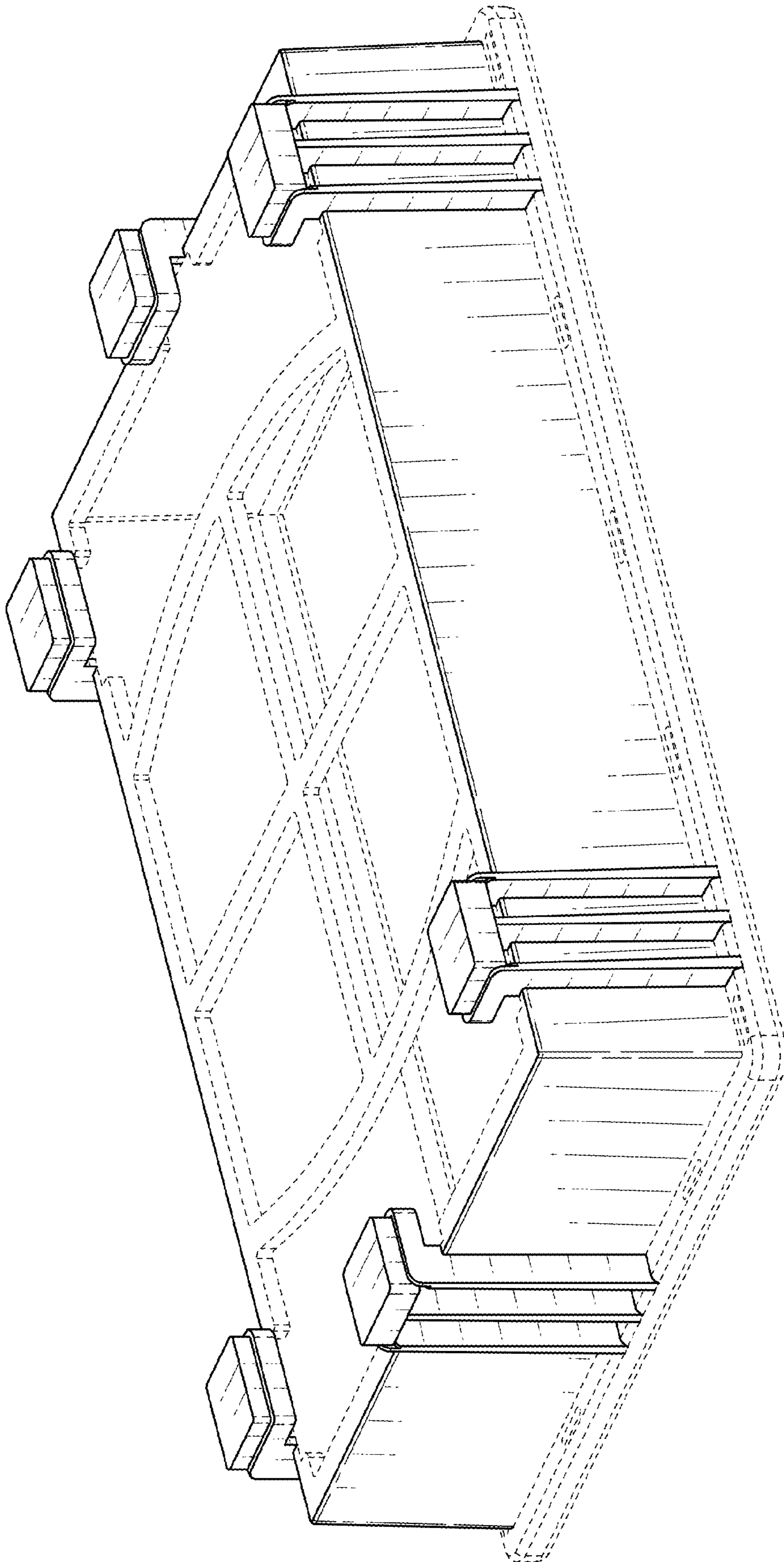


FIG. 1

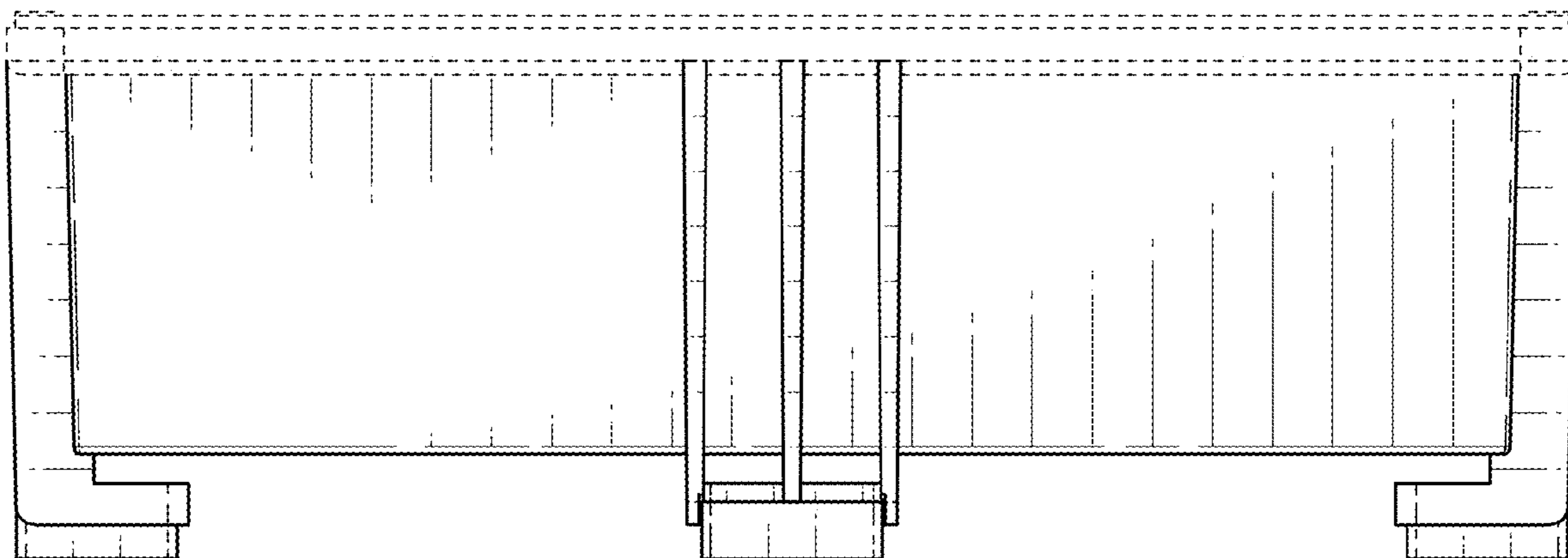


FIG. 2

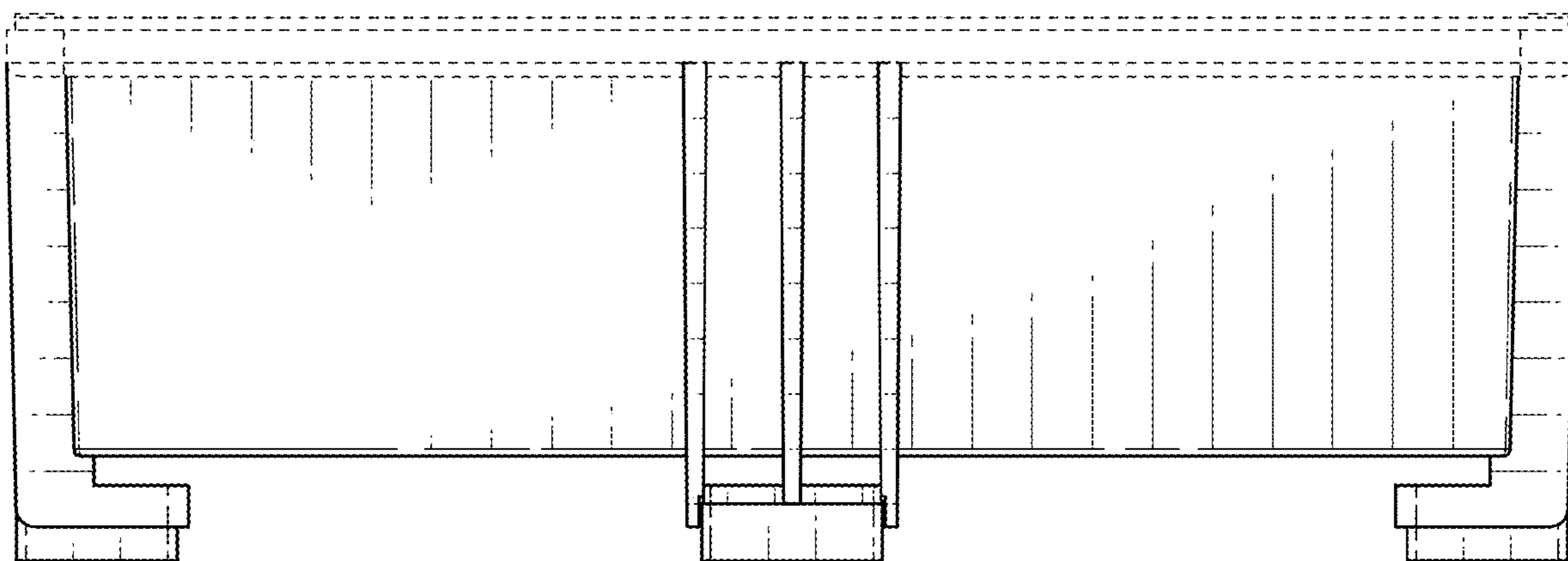


FIG. 3

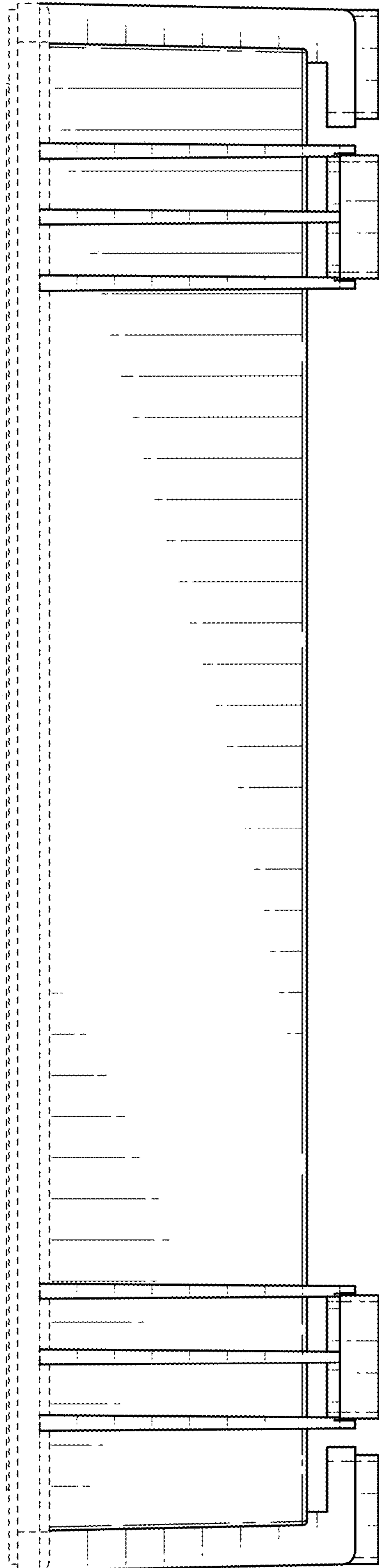


FIG. 4




FIG. 5

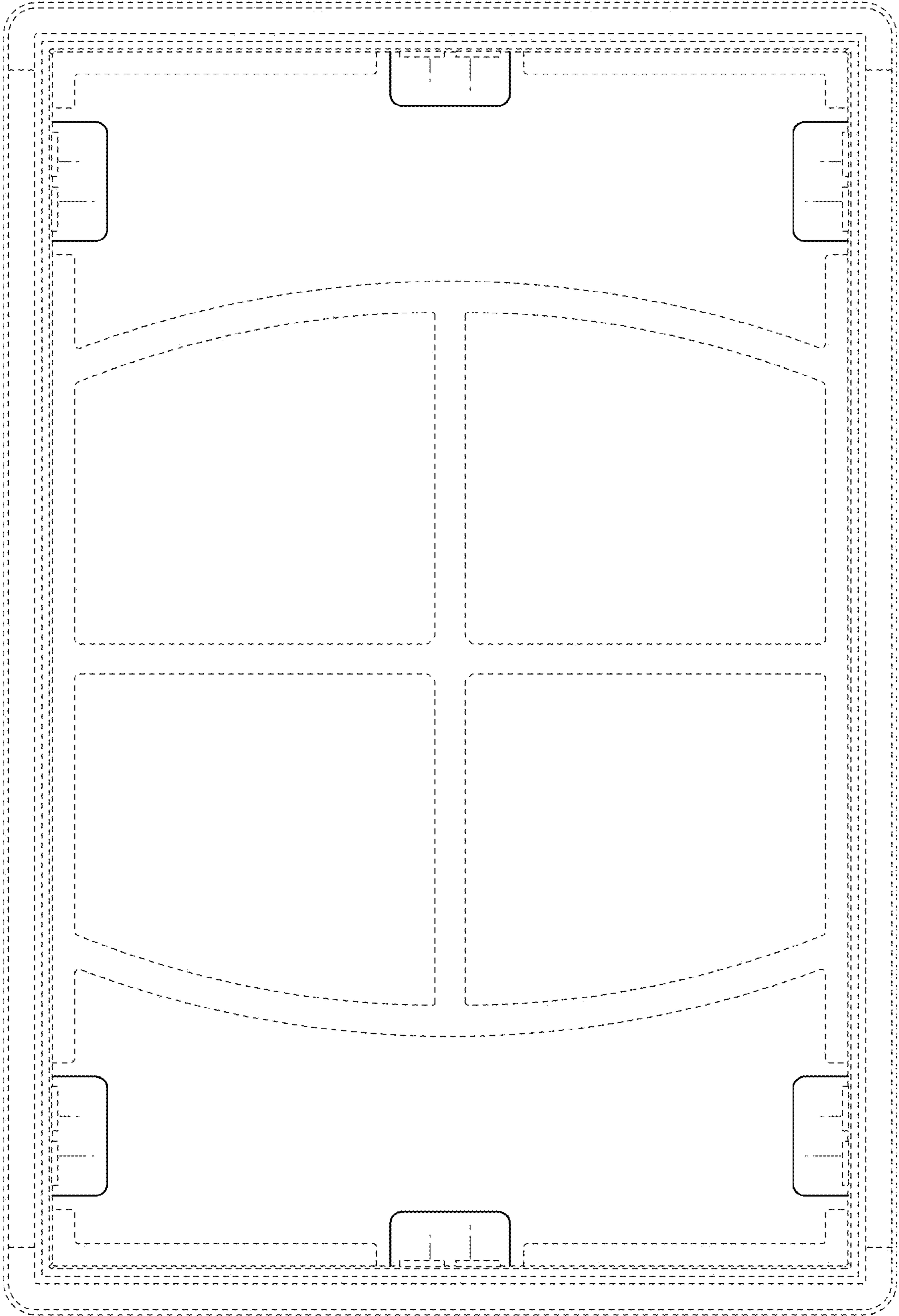


FIG. 6

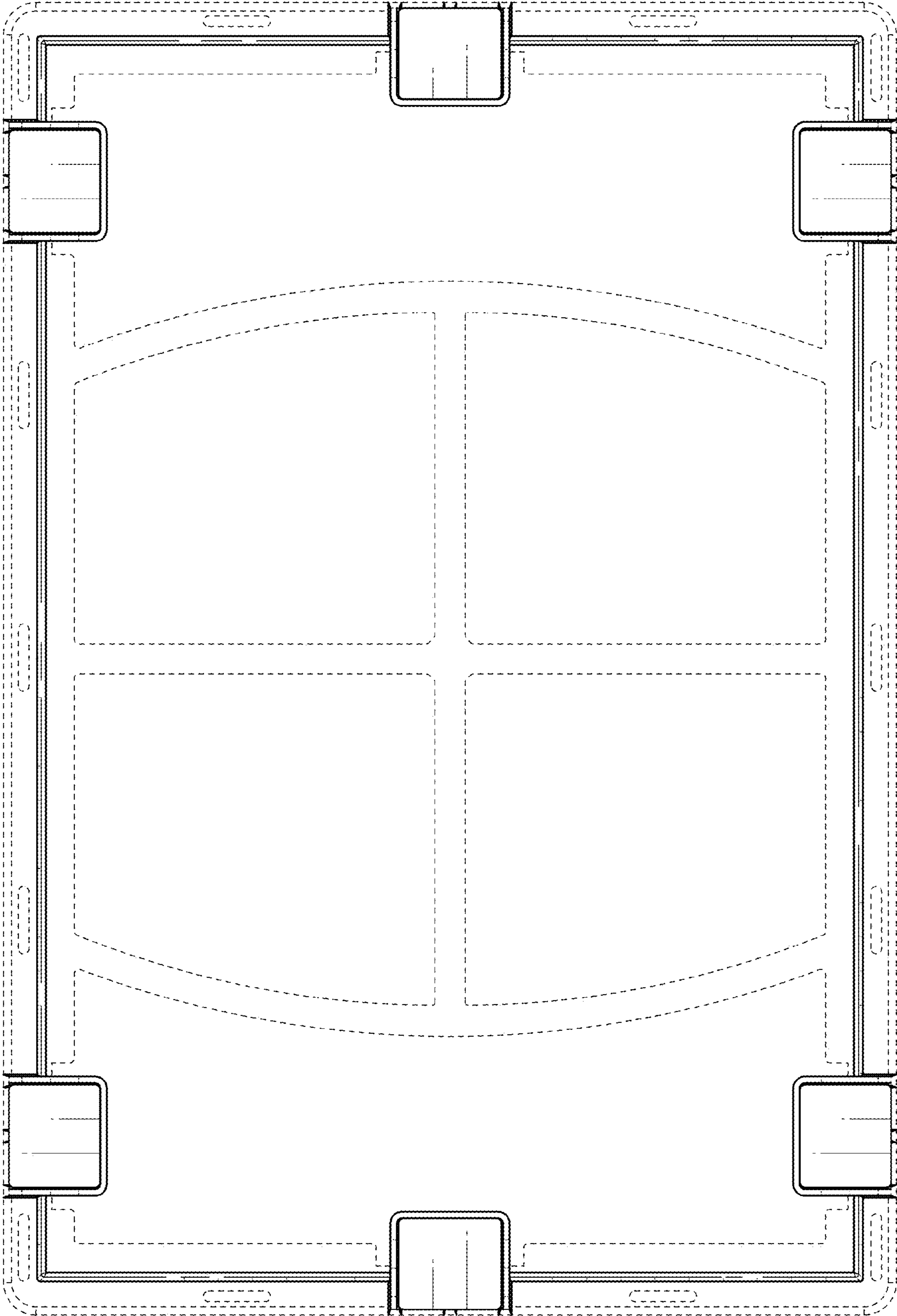


FIG. 7