



US00D893693S

(12) **United States Design Patent** (10) **Patent No.:** **US D893,693 S**  
**Xiao** (45) **Date of Patent:** **\*\* Aug. 18, 2020**

- (54) **HUMIDIFIER**
- (71) Applicant: **Shenzhen NearbyExpress Technology Development Company Limited,**  
Shenzhen (CN)
- (72) Inventor: **Tian-Yu Xiao,** Shenzhen (CN)
- (73) Assignee: **Shenzhen NearbyExpress Technology Development Company Limited,**  
Shenzhen (CN)
- (\*\*) Term: **15 Years**
- (21) Appl. No.: **29/696,885**
- (22) Filed: **Jul. 2, 2019**
- (51) **LOC (12) Cl.** ..... **23-04**
- (52) **U.S. Cl.**  
USPC ..... **D23/356**
- (58) **Field of Classification Search**  
USPC ..... D23/355-366, 352, 369, 332, 333, 335,  
D23/336, 342, 351; 422/120, 122;  
55/356, 473, 504; 96/97; D14/188, 170,  
D14/171, 172; 261/DIG. 17, DIG. 65,  
261/DIG. 88, DIG. 31; D18/34.6  
CPC .. A61L 9/16; A61L 9/22; B01D 47/00; B01D  
47/027; B01D 2221/02; B01D 2259/4508;  
B03C 3/155; B03C 3/368; F24F 3/16;  
F24F 13/20; F24F 13/28; F24F  
2001/0096  
See application file for complete search history.

- D722,686 S \* 2/2015 Salagnac ..... D23/364
- D723,149 S \* 2/2015 Huang ..... D23/359
- D725,253 S \* 3/2015 Choi ..... D23/359
- D729,919 S \* 5/2015 Yeom ..... D23/359
- D734,843 S \* 7/2015 Yeom ..... D23/359
- D745,954 S \* 12/2015 de Siqueira Indio da Costa .....  
D23/355
- D786,414 S \* 5/2017 Kim ..... D23/359
- D786,415 S \* 5/2017 Kim ..... D23/359
- D797,272 S \* 9/2017 Poindexter ..... D23/364
- D802,112 S \* 11/2017 Jeon ..... D23/364
- D827,117 S \* 8/2018 Rigbi ..... D23/360
- D835,248 S \* 12/2018 Echeverri ..... D23/364
- D876,599 S \* 2/2020 He ..... D23/364
- D878,530 S \* 3/2020 Pan ..... D23/364
- D879,275 S \* 3/2020 Mano ..... D23/359
- D882,745 S \* 4/2020 Martouzet ..... D23/364

\* cited by examiner

*Primary Examiner* — David G Muller  
(74) *Attorney, Agent, or Firm* — ScienBiziP, P.C.

(57) **CLAIM**

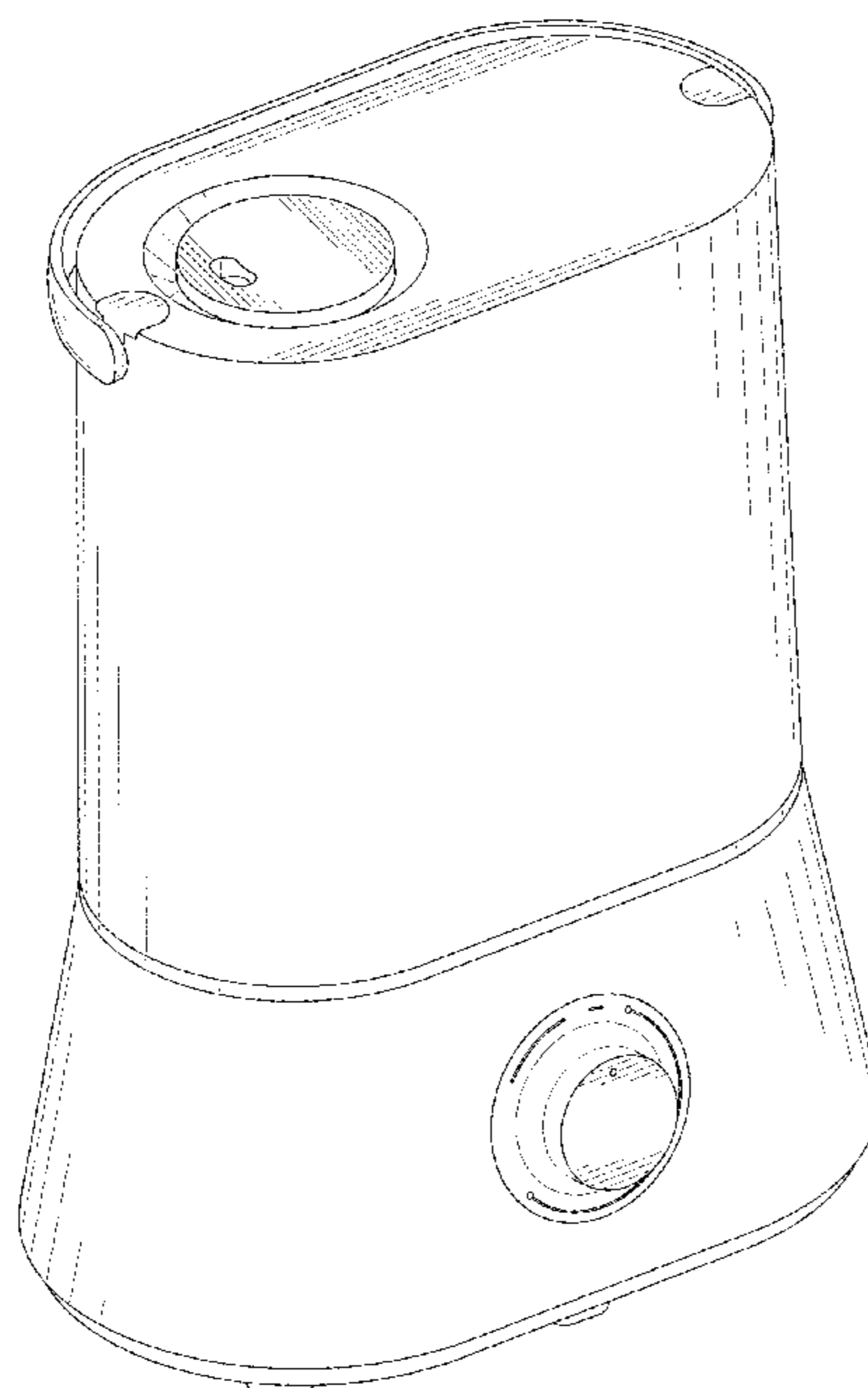
The ornamental design for a humidifier, as shown and described.

**DESCRIPTION**

FIG. 1 is a first perspective view of a humidifier, showing my design.  
FIG. 2 is a second perspective view thereof.  
FIG. 3 is a front elevation view thereof.  
FIG. 4 is a rear elevation view thereof.  
FIG. 5 is a left side elevation view thereof.  
FIG. 6 is a right side elevation view thereof.  
FIG. 7 is a top plan view thereof; and,  
FIG. 8 is a bottom plan view thereof.  
The details shown in broken lines form no part of the claimed design.

**1 Claim, 8 Drawing Sheets**

- (56) **References Cited**  
U.S. PATENT DOCUMENTS  
D598,087 S \* 8/2009 Park ..... D23/333  
D721,427 S \* 1/2015 Sun Ting Kung ..... D23/366






FIG. 1

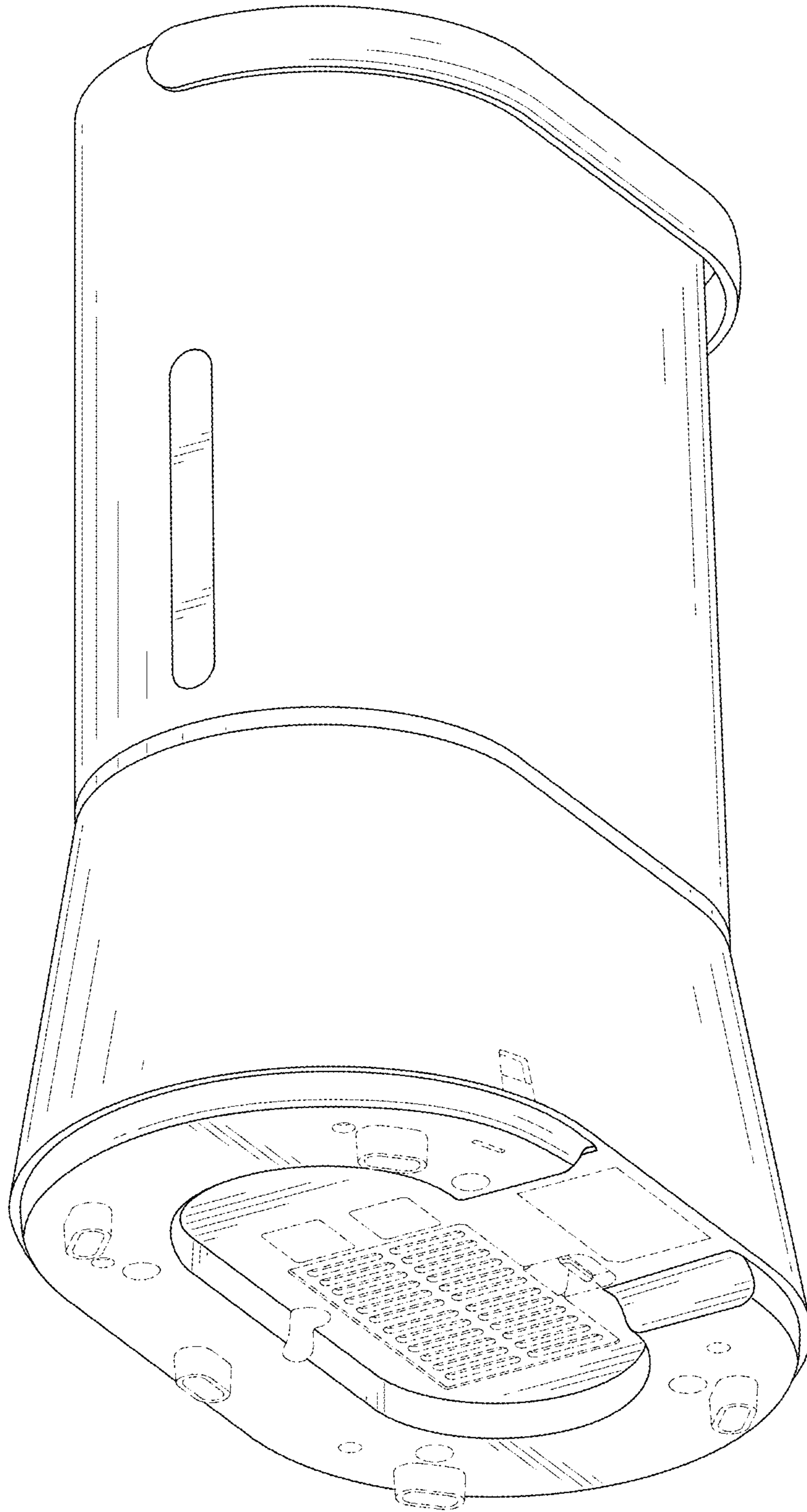


FIG. 2

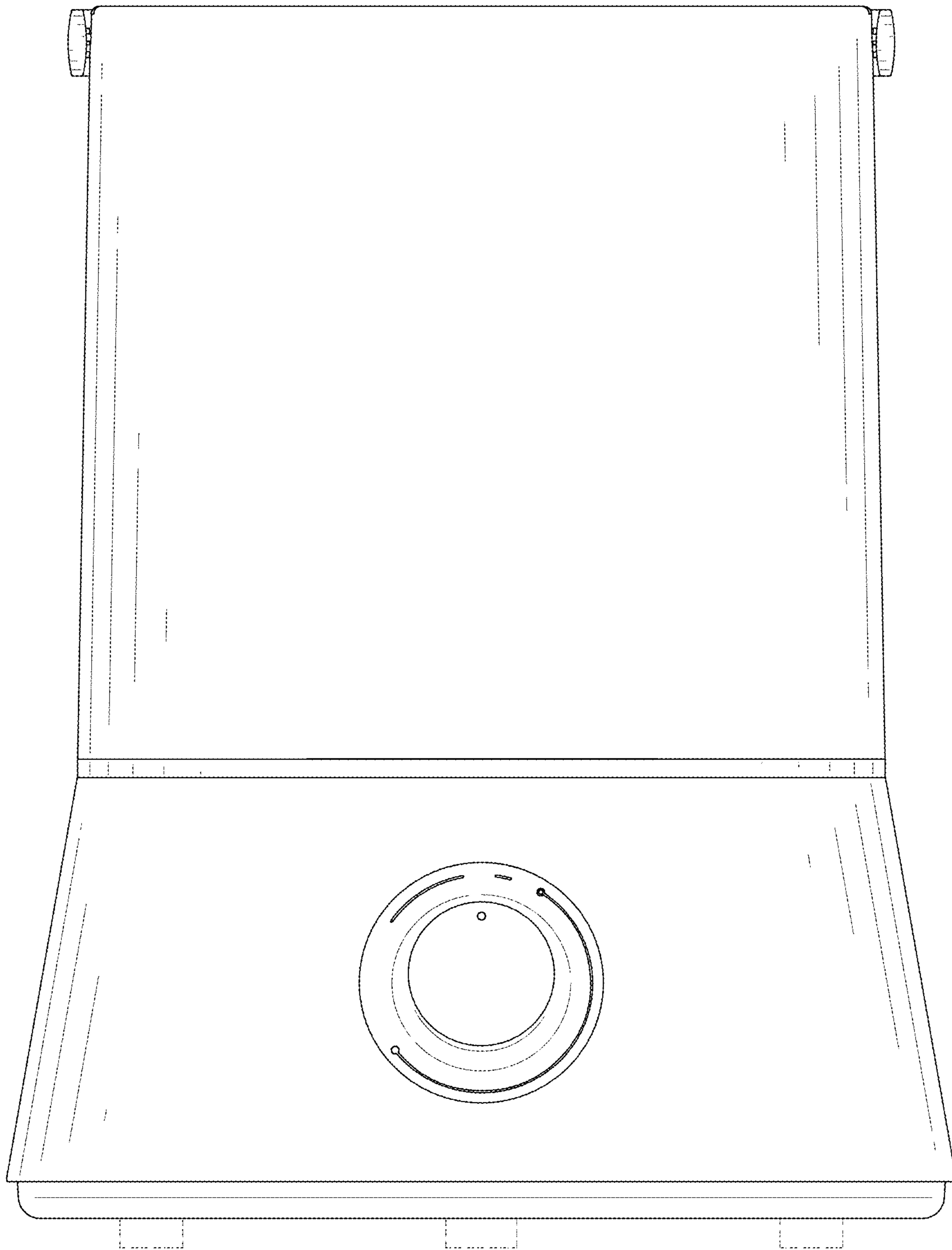


FIG. 3




FIG. 4

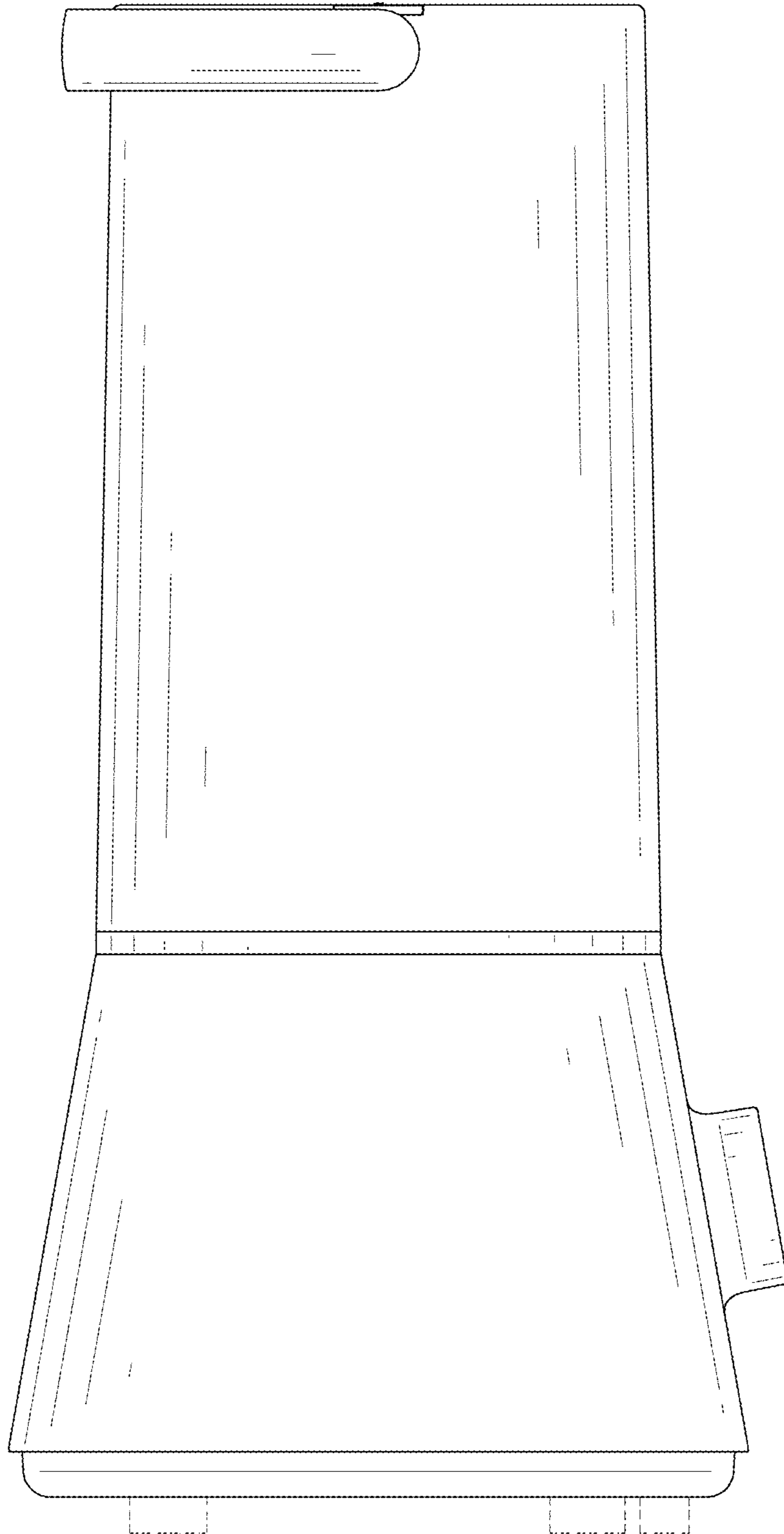


FIG. 5

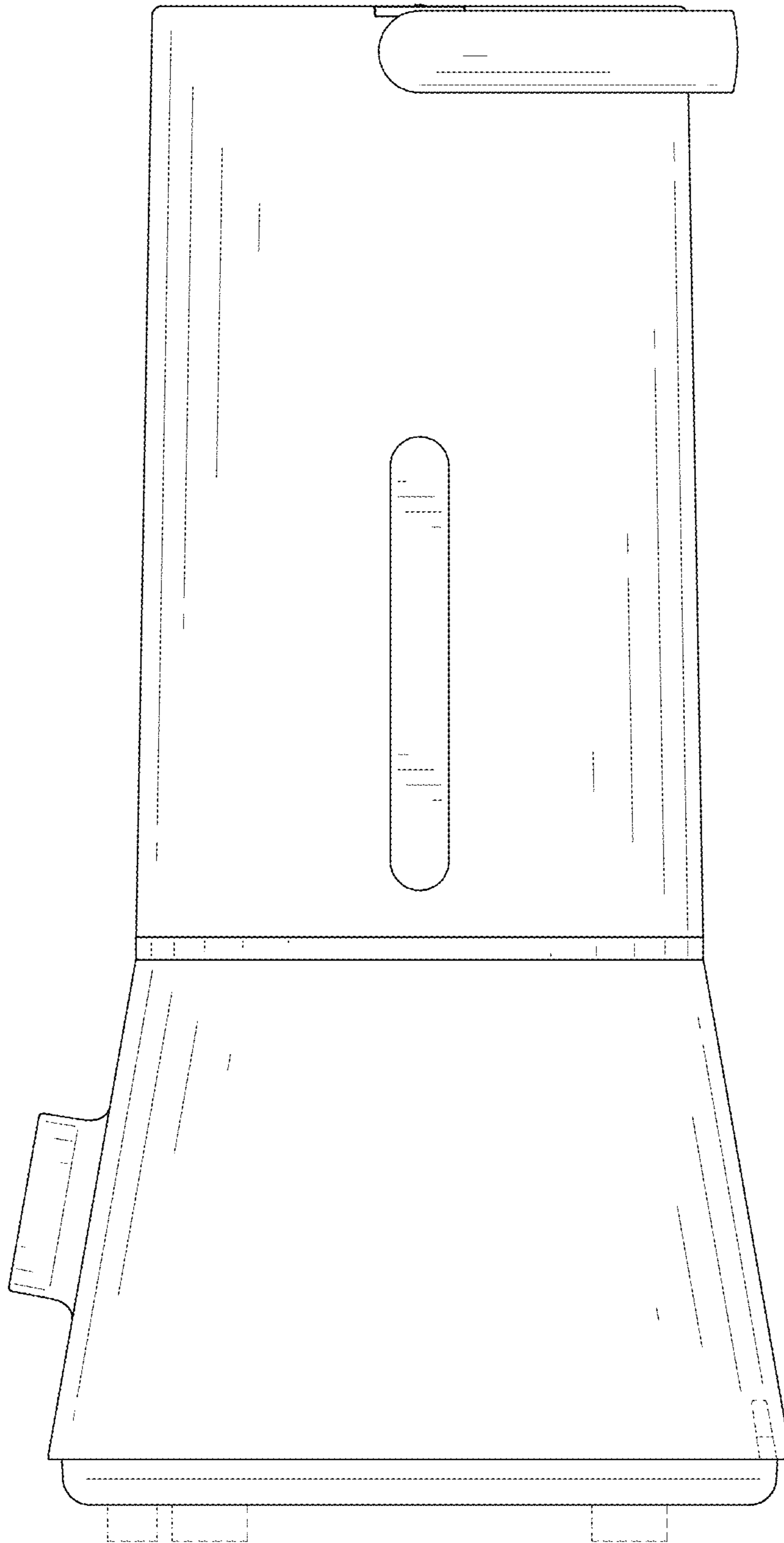


FIG. 6

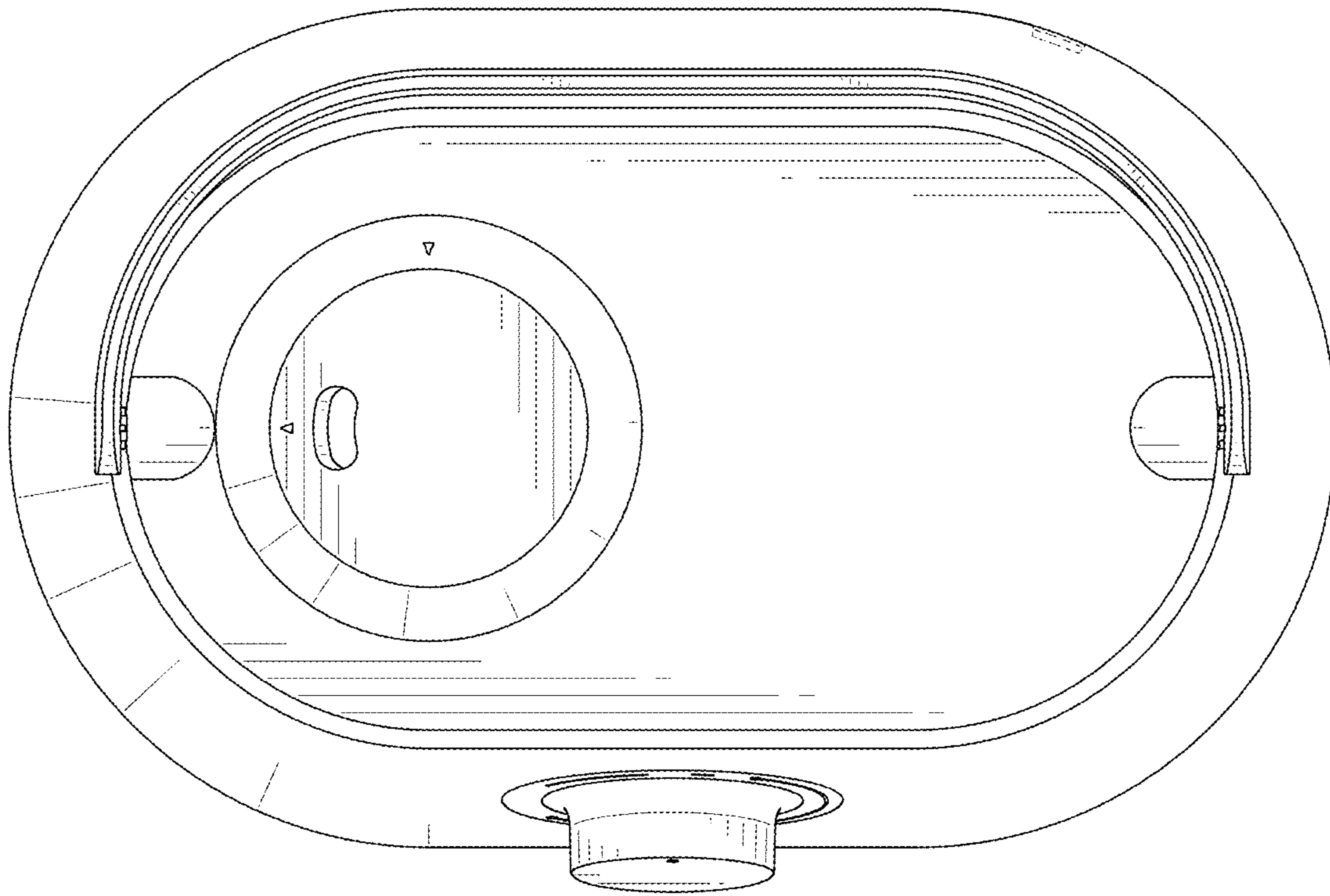


FIG. 7



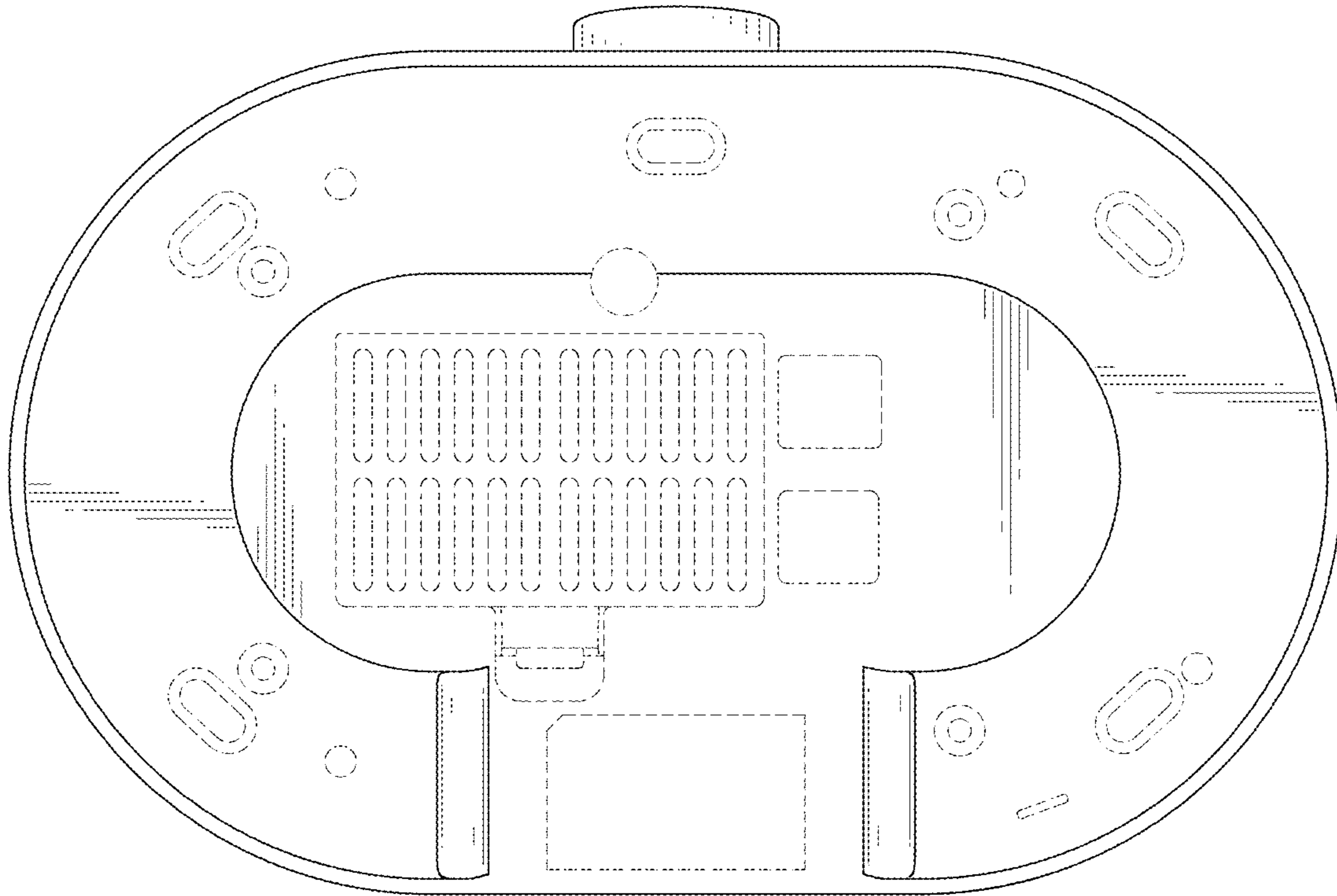


FIG. 8