

US00D893663S

(12) **United States Design Patent**
Hensley

(10) **Patent No.:** **US D893,663 S**

(45) **Date of Patent:** **** Aug. 18, 2020**

(54) **FIREARM CLEANING TOOL**

(71) Applicant: **Joshua Allen Hensley**, Corona, CA
(US)

(72) Inventor: **Joshua Allen Hensley**, Corona, CA
(US)

(**) Term: **15 Years**

(21) Appl. No.: **29/718,796**

(22) Filed: **Dec. 28, 2019**

(51) **LOC (12) Cl.** **22-01**

(52) **U.S. Cl.**
USPC **D22/108**

(58) **Field of Classification Search**
USPC D22/108
CPC F41A 29/02
See application file for complete search history.

8,186,995	B2	5/2012	Putrello, Jr.	
D666,883	S	9/2012	Howard et al.	
D703,502	S	4/2014	Cheng	
8,713,735	B1	5/2014	Pelton	
D780,874	S	3/2017	Pasfield	
D805,865	S	12/2017	Sui	
D821,531	S *	6/2018	Hensley	D22/108
2012/0186127	A1 *	7/2012	Shipman	F41A 29/02
				42/95
2013/0255722	A1 *	10/2013	Davis	F41A 29/02
				134/8
2015/0204635	A1	7/2015	Blish	
2016/0305731	A1 *	10/2016	Casey	F41A 29/02

* cited by examiner

Primary Examiner — Michael A. Pratt
(74) *Attorney, Agent, or Firm* — Kirk A. Buhler; Buhler & Associates Patenting

(57) **CLAIM**

The ornamental design for a firearm cleaning tool, as shown and described.

DESCRIPTION

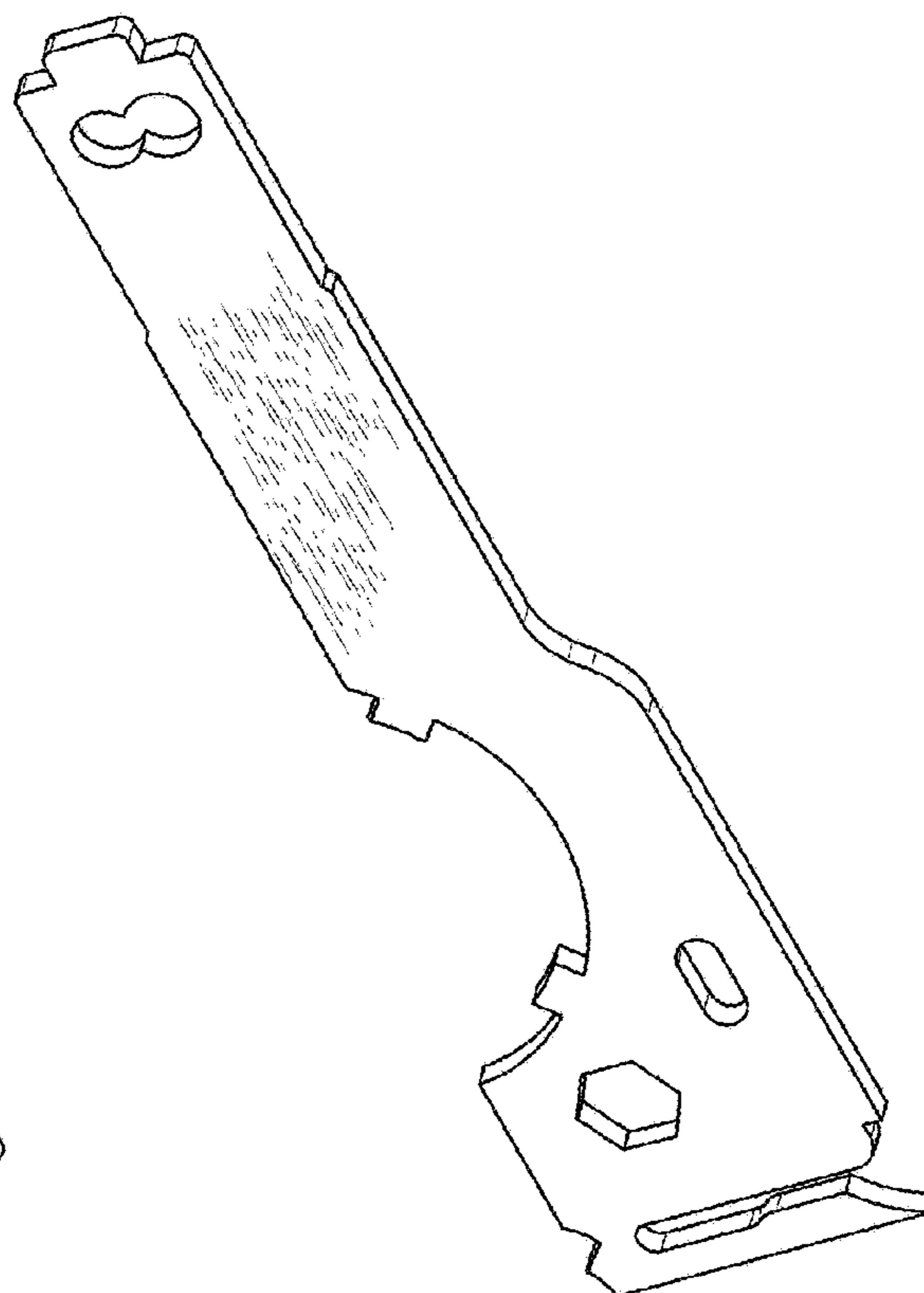
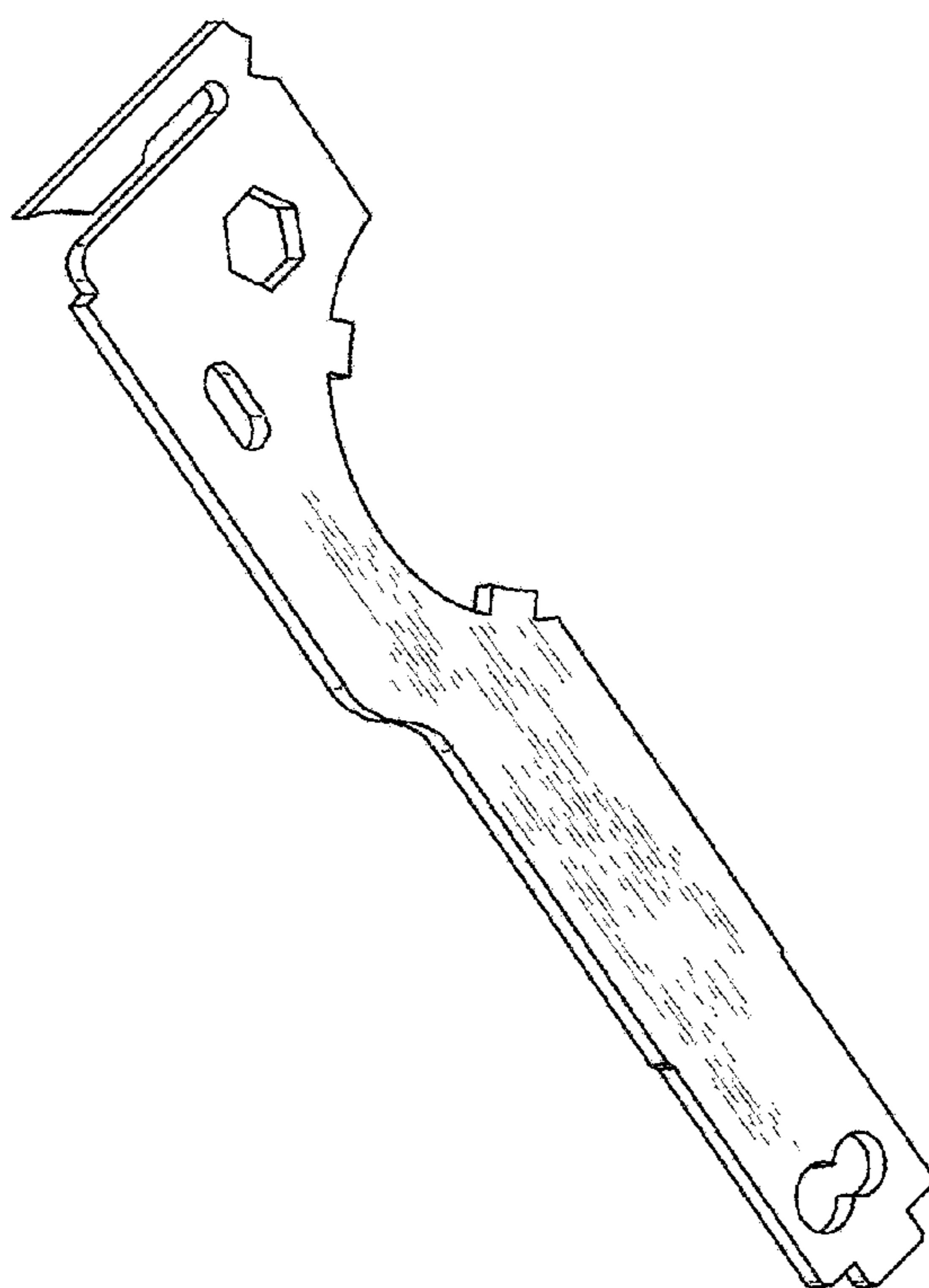
FIG. 1 is a top perspective view for a firearm cleaning tool showing my new design;
FIG. 2 is a front plan view thereof;
FIG. 3 is a right plan view thereof;
FIG. 4 is a left plan view thereof;
FIG. 5 is a bottom plan view thereof;
FIG. 6 is a top plan view thereof; and,
FIG. 7 is a bottom perspective view thereof.

1 Claim, 4 Drawing Sheets

(56) **References Cited**

U.S. PATENT DOCUMENTS

D138,750	S	8/1944	Swenson
D194,371	S	1/1963	Hittle
D354,895	S	1/1995	Flynn
D422,858	S	4/2000	Moore
D468,977	S	1/2003	Graff et al.
6,782,576	B1	8/2004	Valencic et al.
D548,552	S	8/2007	Elkaim
D598,723	S	8/2009	Cheng
D601,393	S	10/2009	Cui
7,644,529	B2	1/2010	Hopper et al.



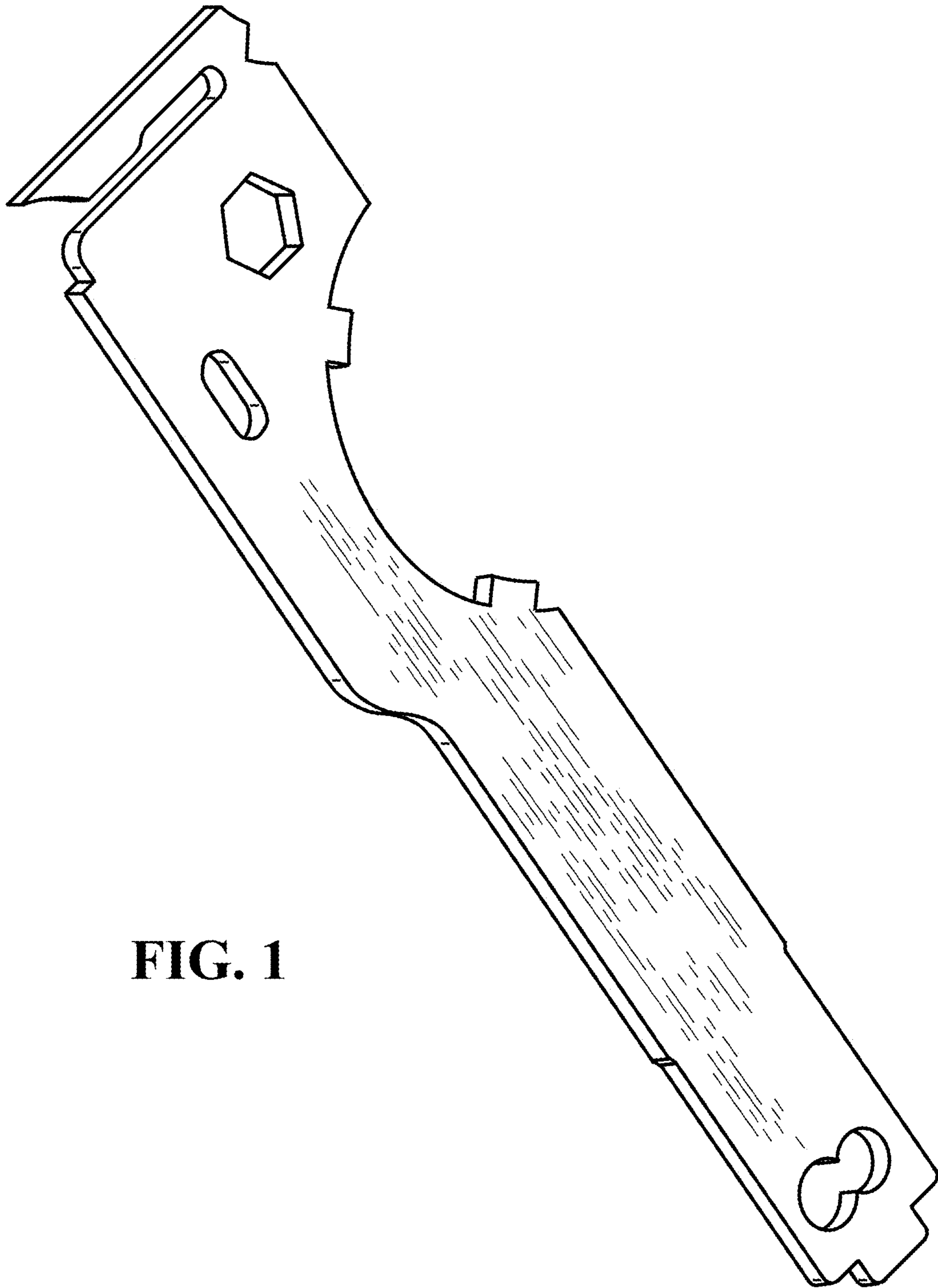


FIG. 1

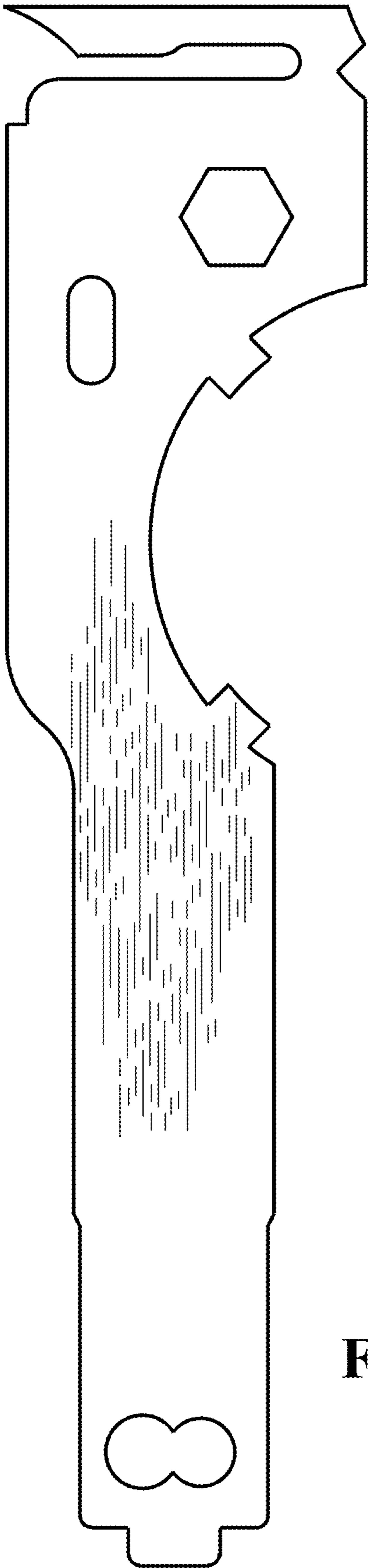


FIG. 2



FIG. 3



FIG. 4



FIG. 5



FIG. 6

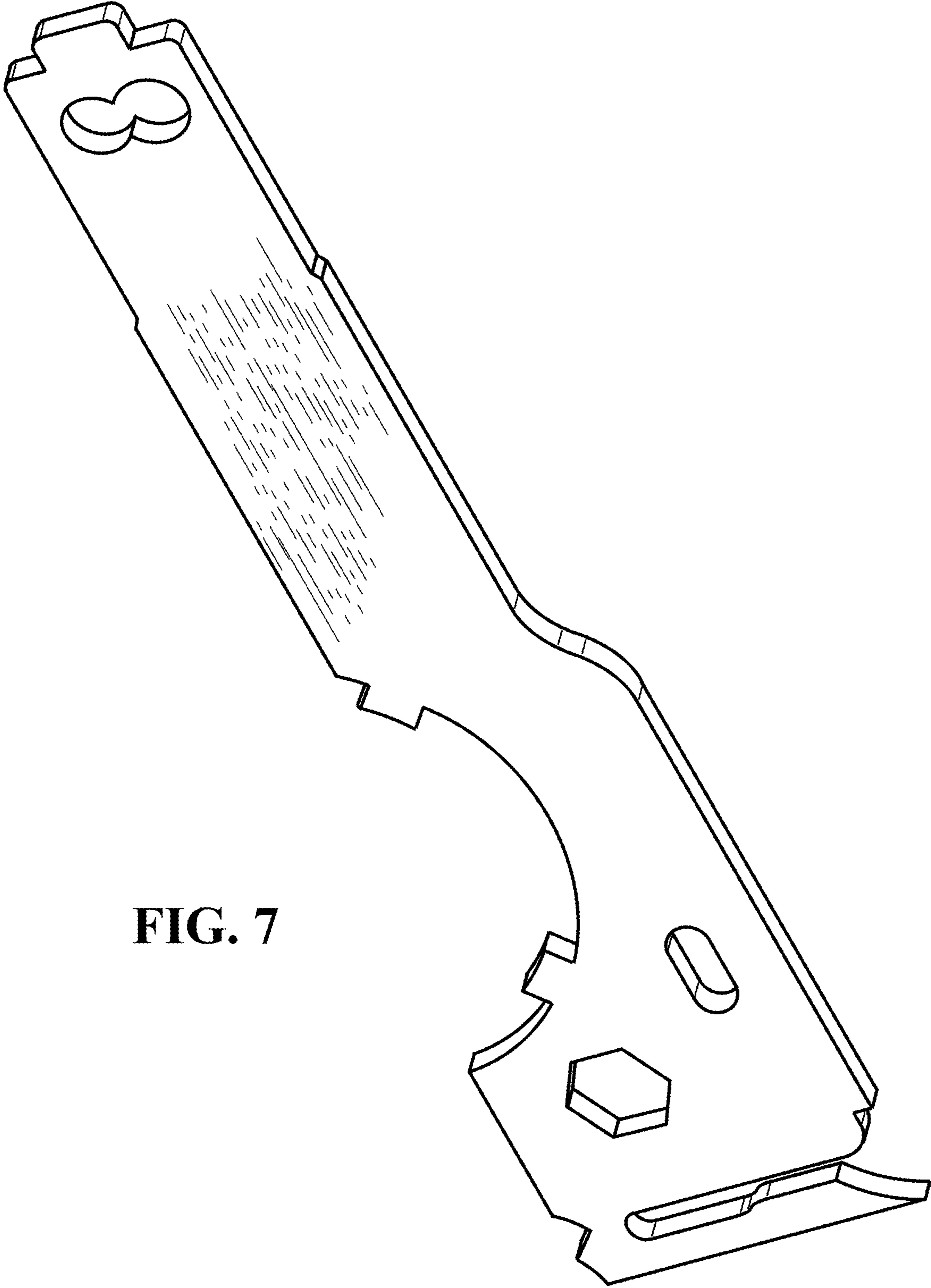


FIG. 7