



US00D893611S

(12) **United States Design Patent** (10) **Patent No.:** **US D893,611 S**  
**McCook** (45) **Date of Patent:** **\*\* Aug. 18, 2020**

(54) **BOOKMARK**

FOREIGN PATENT DOCUMENTS

(71) Applicant: **Bop Bookmarks LLC**, LaGrange, IL (US)

KR 20010069840 A \* 7/2001 ..... B42D 9/004

*Primary Examiner* — Lauren D McVey

(72) Inventor: **Catherine J. McCook**, LaGrange, IL (US)

(74) *Attorney, Agent, or Firm* — Howard & Howard Attorneys PLLC

(73) Assignee: **Bop Bookmarks LLC**, LaGrange, IL (US)

(57) **CLAIM**

I claim the ornamental design for a bookmark, as shown and described.

(\*\*) Term: **15 Years**

**DESCRIPTION**

(21) Appl. No.: **29/651,486**

FIG. 1 is a perspective view of a first embodiment of a bookmark, showing my new design in a first state in an environment;

(22) Filed: **Aug. 17, 2018**

FIG. 2 is a perspective view of the bookmark, showing my new design in a second state;

(51) **LOC (12) Cl.** ..... **19-99**

FIG. 3 is a front elevation view of the first embodiment of the bookmark shown in FIG. 2;

(52) **U.S. Cl.**

USPC ..... **D19/34**

FIG. 4 is a right side elevation view thereof;

(58) **Field of Classification Search**

USPC ..... D19/32-34, 26-31, 34.1-34.5, 124, 65

FIG. 5 is a rear elevation view thereof;

CPC ..... B42D 3/004; B42D 3/006; B42D 9/00;

FIG. 6 is a left side elevation view thereof;

B42D 9/001; B42D 9/002; B42D 9/004;

FIG. 7 is a top plan view thereof;

B42D 9/005; B42D 9/007; B42D 9/008;

FIG. 8 is a bottom plan view thereof;

B42D 9/02; B42D 9/65; E05B 19/0082

FIG. 9 is a perspective view of a second embodiment of a bookmark, showing my new design in a first state in an environment;

See application file for complete search history.

FIG. 10 is a perspective view of the bookmark, showing my new design in a second state;

(56) **References Cited**

U.S. PATENT DOCUMENTS

D23,076 S \* 2/1894 Samuels ..... D19/34

FIG. 11 is a front elevation view of the second embodiment of the bookmark shown in FIG. 10;

3,059,609 A \* 10/1962 Sealana ..... B42D 3/145

FIG. 12 is a right side elevation view thereof;

116/238

FIG. 13 is a rear elevation view thereof;

3,898,951 A \* 8/1975 Clare ..... B42D 3/14

116/239

FIG. 14 is a left side elevation view thereof;

4,041,892 A \* 8/1977 Nichols ..... B42D 3/14

116/239

FIG. 15 is a top plan view thereof; and,

D297,148 S \* 8/1988 Freedman ..... D19/34

FIG. 16 is a bottom plan view thereof.  
The short evenly spaced broken lines represent stitching and form part of the claimed design. The dot-dot-dash broken lines are directed to environment and form no part of the claimed design.

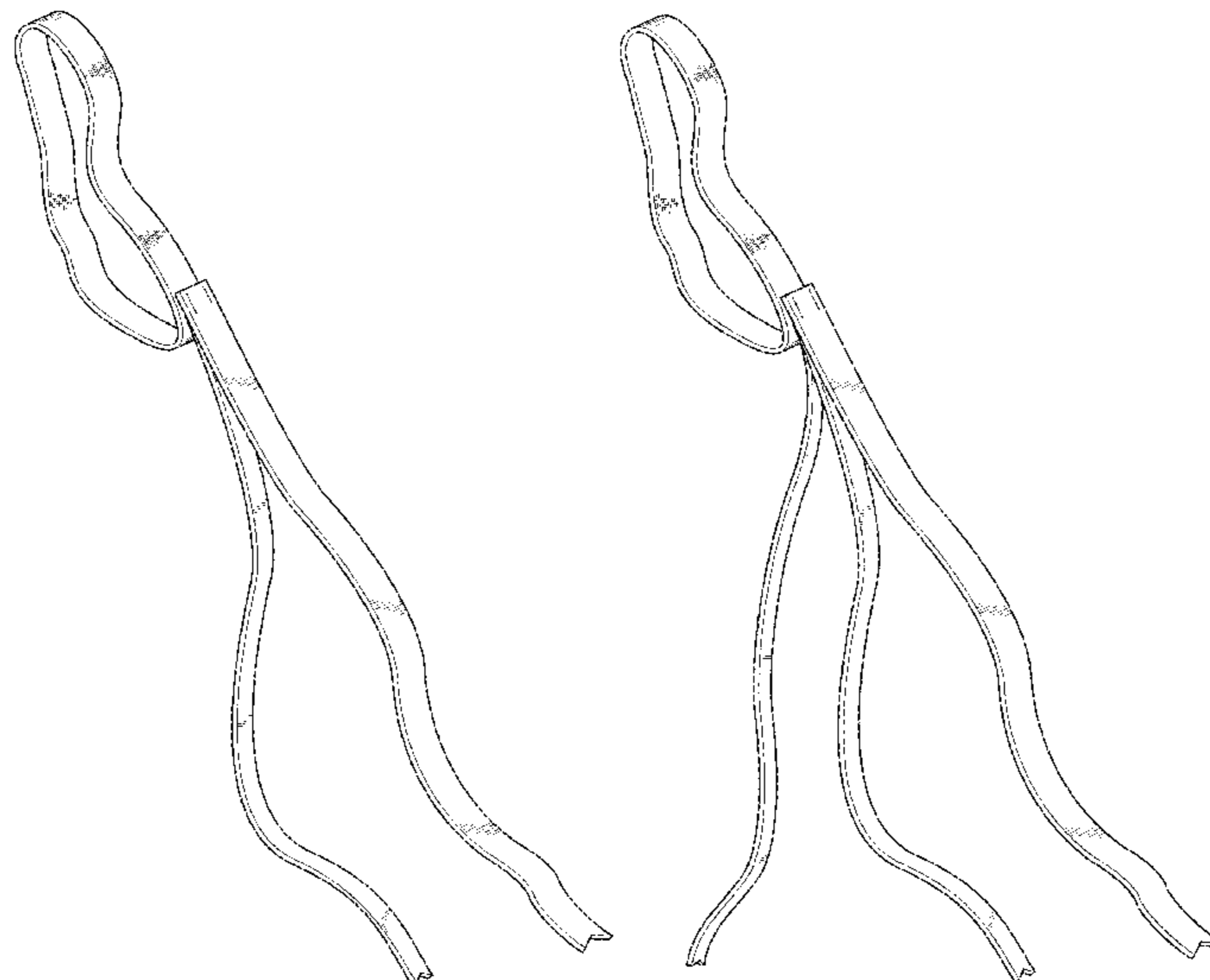
D314,589 S \* 2/1991 Cooley ..... D19/34

D384,373 S \* 9/1997 Wong ..... D19/34

D453,185 S \* 1/2002 Kehrlein ..... D19/34

(Continued)

**1 Claim, 8 Drawing Sheets**



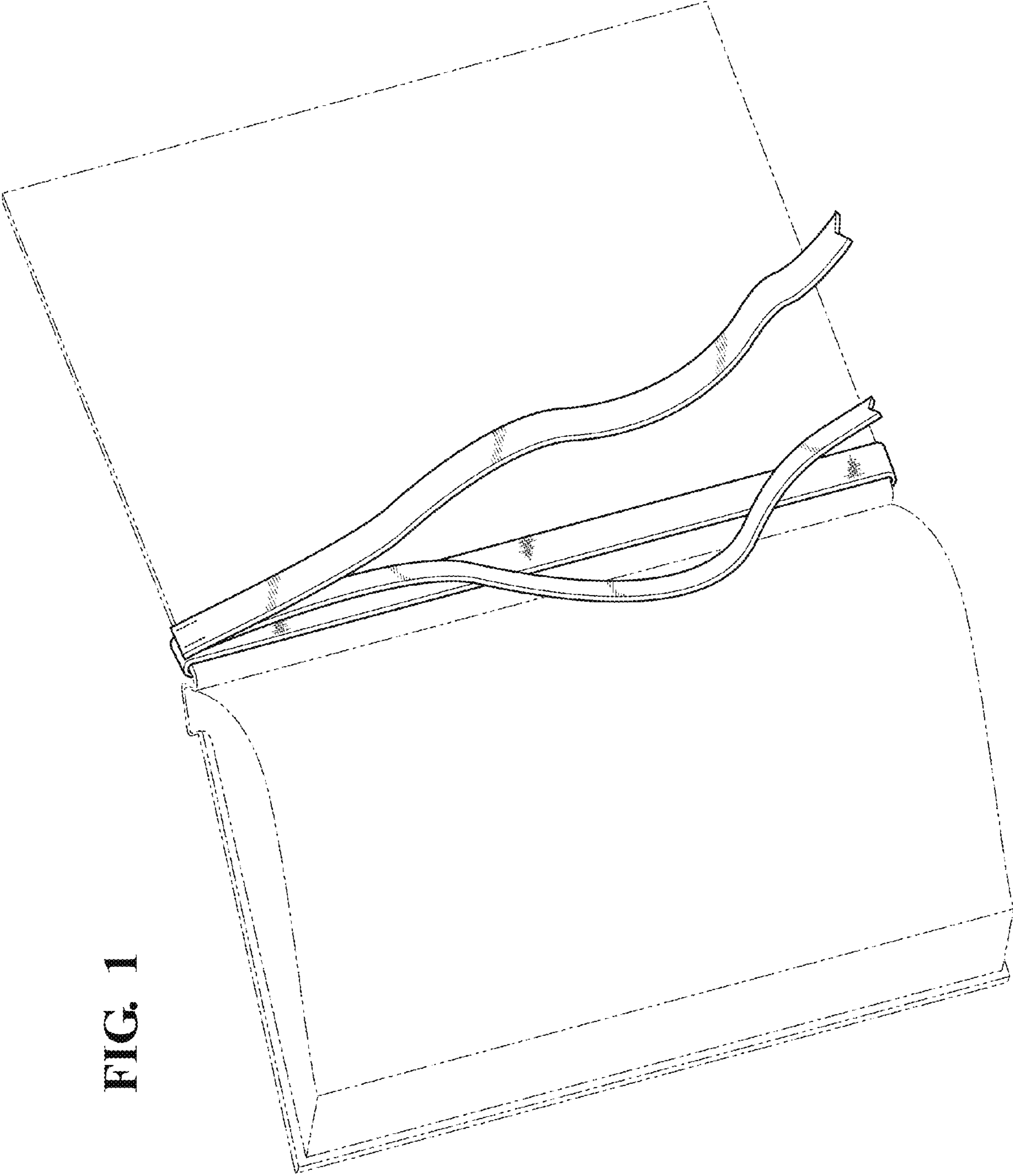
(56)

**References Cited**

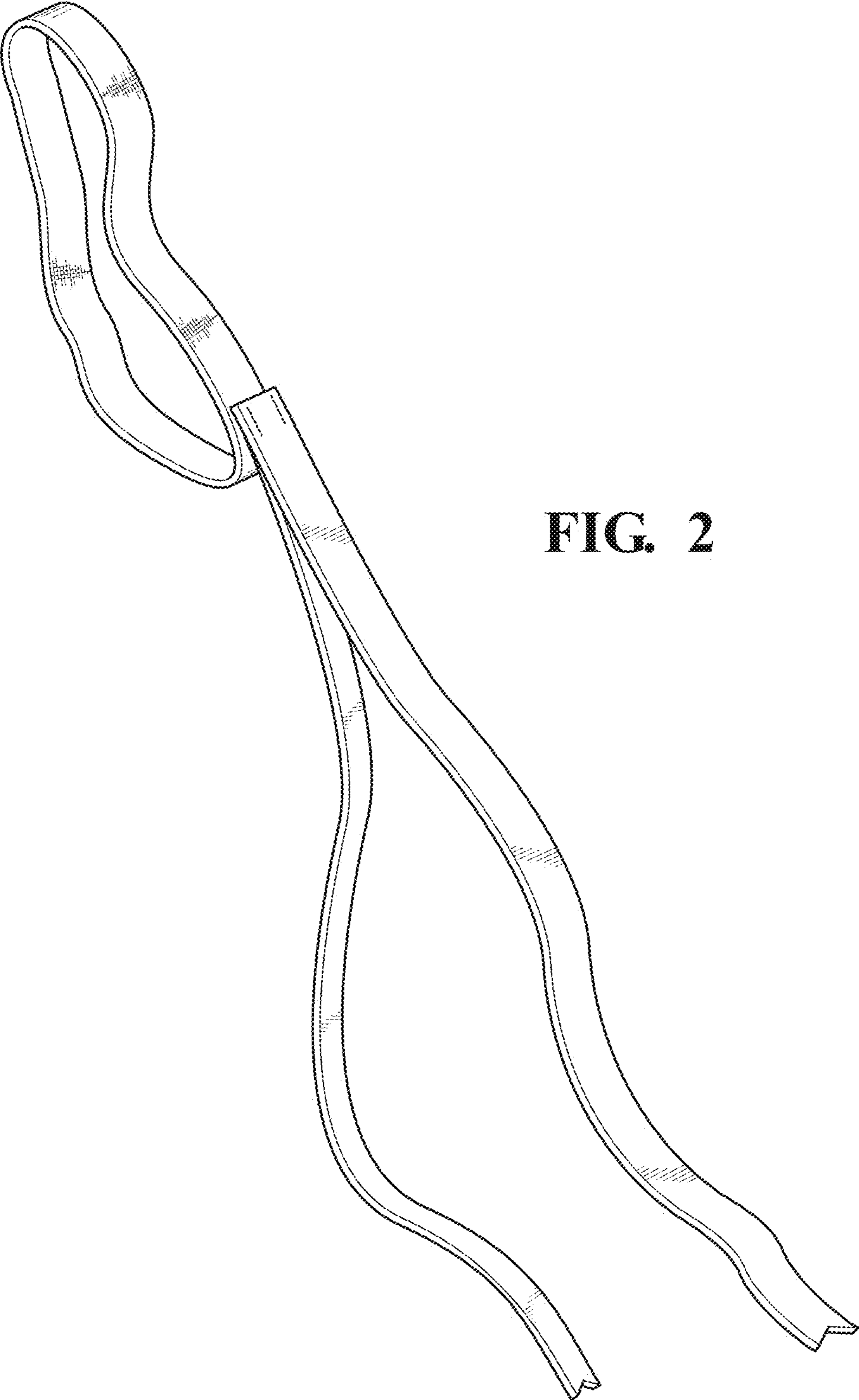
U.S. PATENT DOCUMENTS

D580,988 S \* 11/2008 Regala ..... D19/34  
8,448,595 B2 \* 5/2013 Cook-Thalacker .... B42D 9/001  
116/234  
D730,984 S \* 6/2015 Parsons ..... D19/34  
2004/0069206 A1 \* 4/2004 Uehara ..... B42D 9/004  
116/237


\* cited by examiner



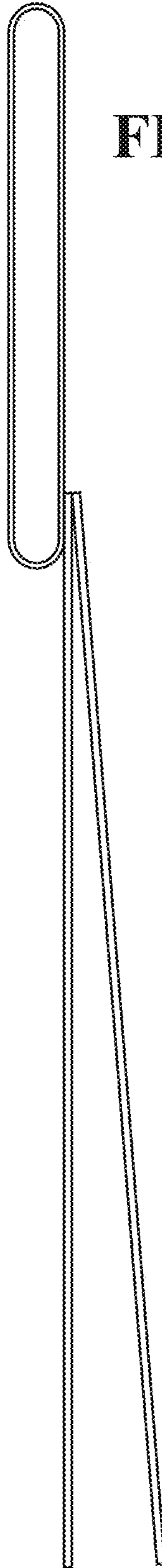
**FIG. 1**




**FIG. 2**



**FIG. 3**

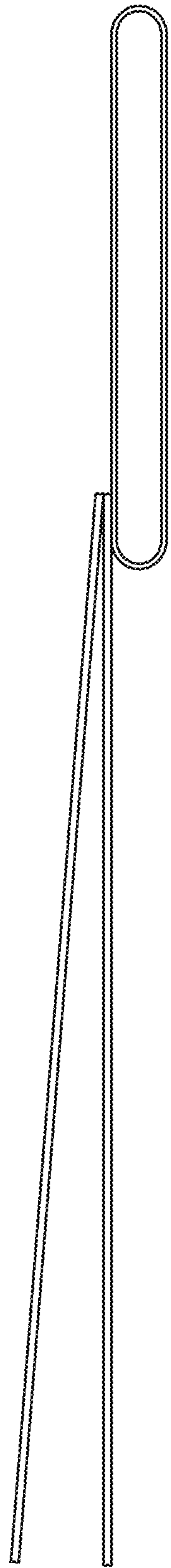


**FIG. 4**

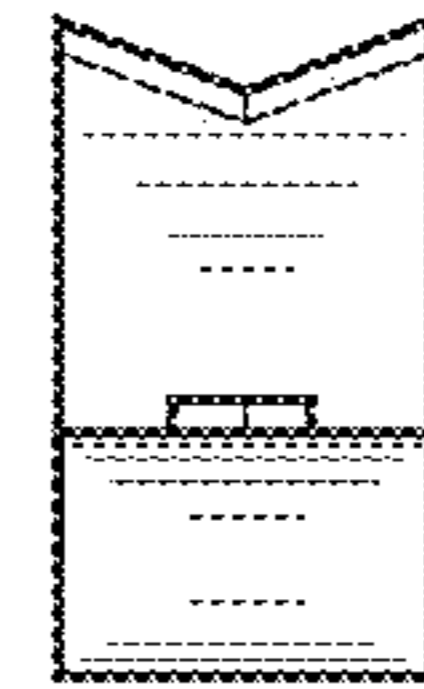


**FIG. 5**

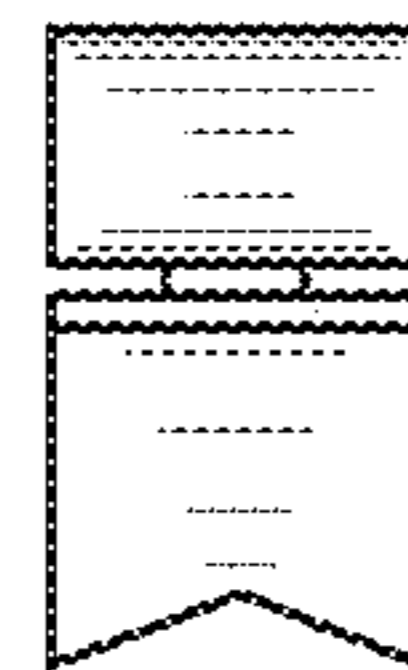




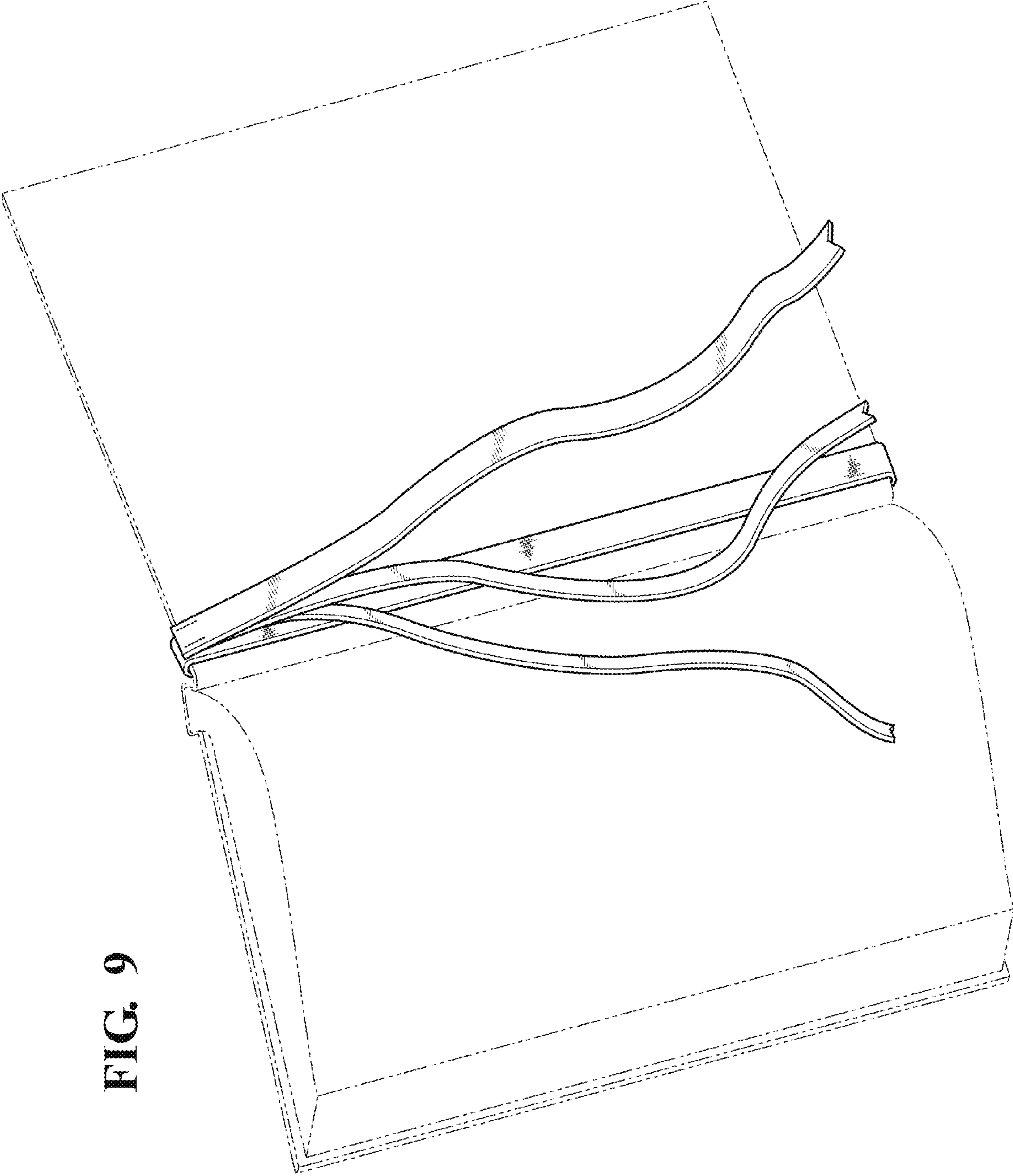
**FIG. 6**



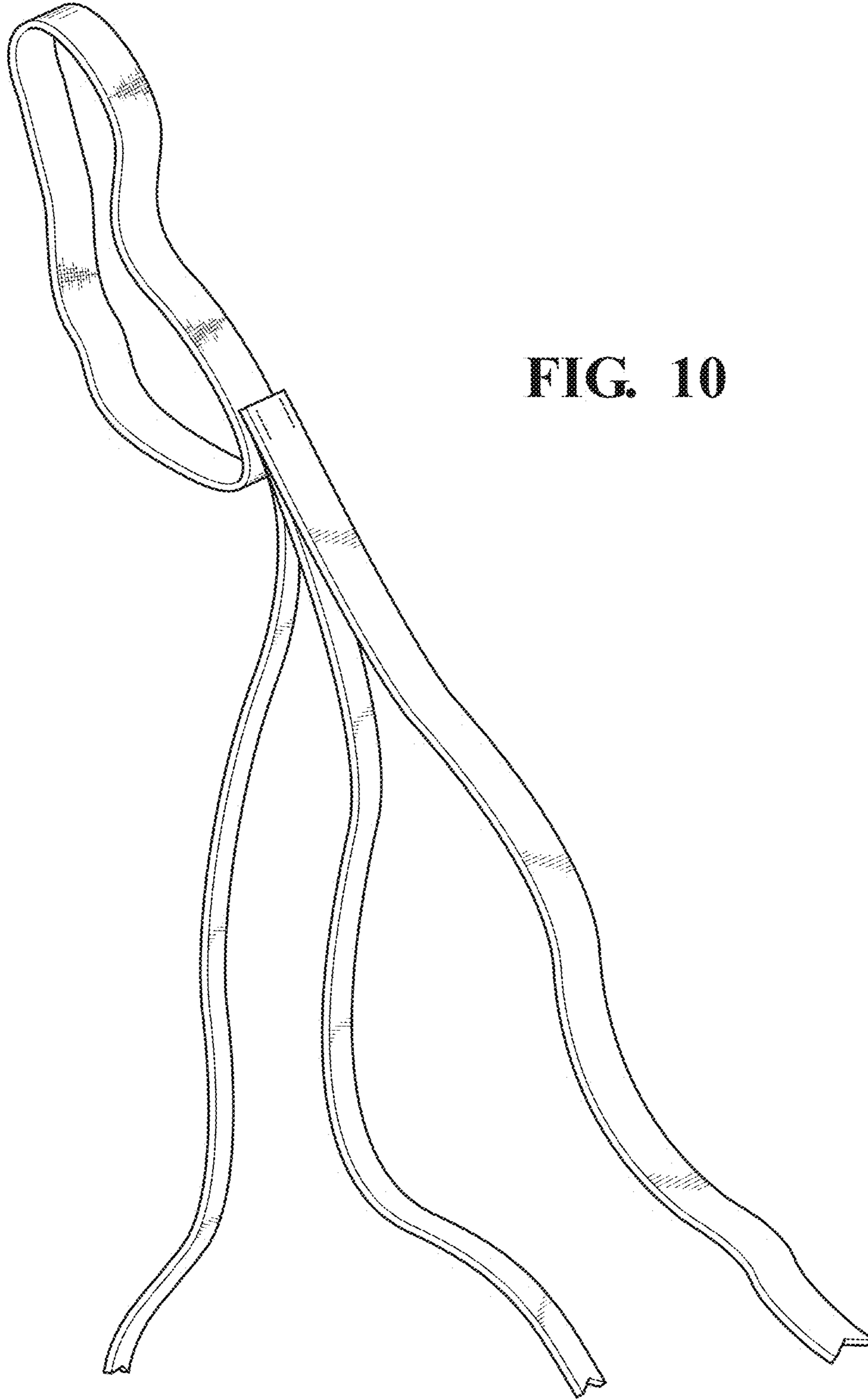
**FIG. 7**



**FIG. 8**

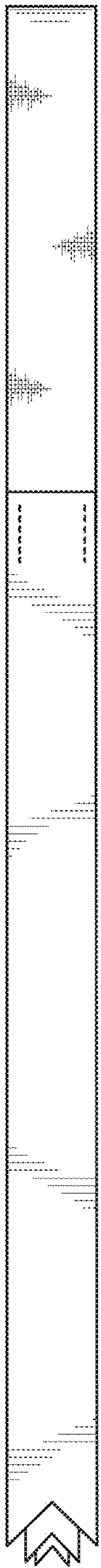


**FIG. 9**

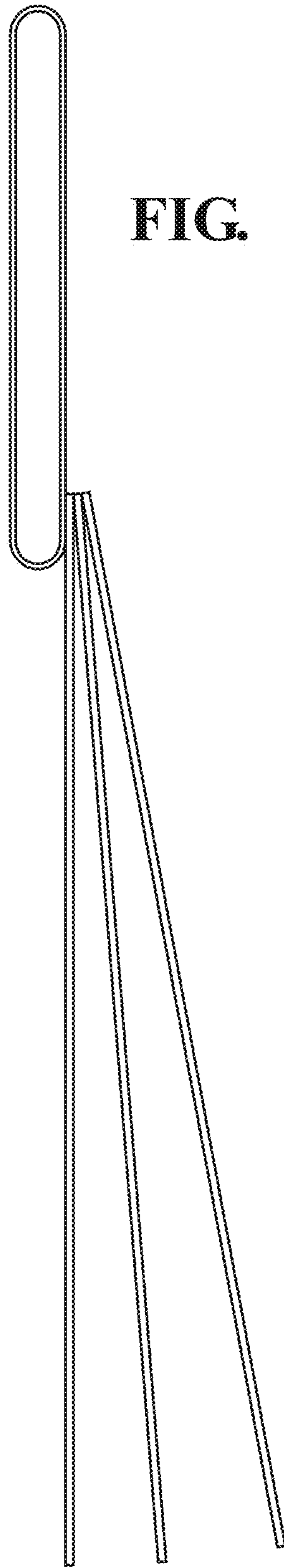


**FIG. 10**






**FIG. 11**



**FIG. 12**



**FIG. 13**

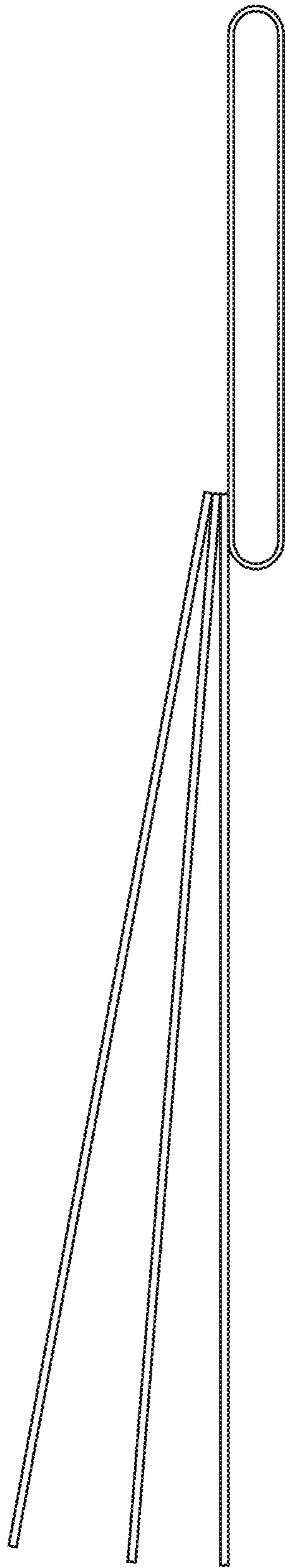


FIG. 14

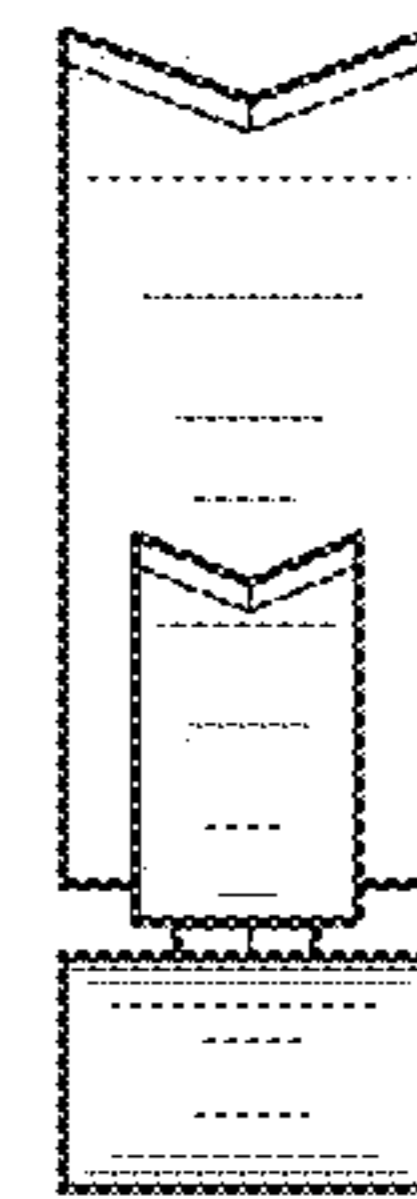


FIG. 15

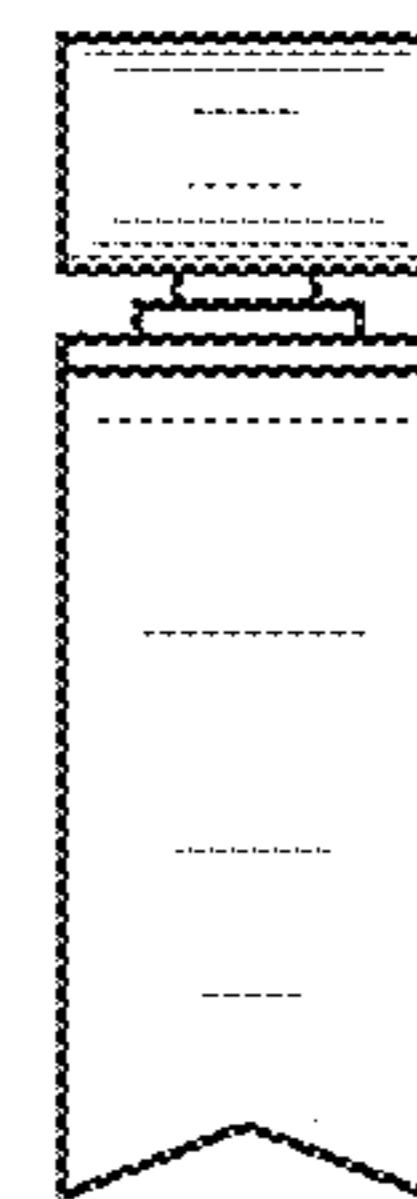


FIG. 16