

US00D893610S

(12) **United States Design Patent** (10) **Patent No.:** **US D893,610 S**
Barnett et al. (45) **Date of Patent:** **** Aug. 18, 2020**

(54) **FLASHCARD**
(71) Applicant: **Pup Quiz, LLC**, Northbrook, IL (US)
(72) Inventors: **Lindsay A. Barnett**, Chicago, IL (US);
Victoria A. Goldfarb, Cleveland, OH (US)
(73) Assignee: **Pup Quiz, LLC**, Northbrook, IL (US)
(**) Term: **15 Years**

D677,724 S * 3/2013 Haas D19/2
D825,374 S * 8/2018 Alaniz D11/95
D840,863 S * 2/2019 Marking D11/79
D845,391 S * 4/2019 Desio D19/33
2010/0007127 A1* 1/2010 Van Etten B42D 1/003
281/22

FOREIGN PATENT DOCUMENTS

HU 90238-0012 * 6/2005
HU 90238-0013 * 6/2005
HU 90238-0016 * 6/2005
WO WO2017130343 A1 * 8/2017 G09B 19/22

(21) Appl. No.: **29/658,946**
(22) Filed: **Aug. 3, 2018**
(51) **LOC (12) Cl.** **19-04**
(52) **U.S. Cl.**
USPC **D19/33**
(58) **Field of Classification Search**
USPC D19/33, 32, 2, 3, 91, 65, 86, 99, 100,
D19/124, 76, 34, 26, 27, 28, 29, 30, 31,
D19/34.1, 34.2, 34.3, 34.4, 34.5, 59-64
CPC G06N 99/005; G09B 19/22; G09B 19/00;
B42D 15/04; B42D 15/042; B42D
15/045; B42D 15/047; B42D 15/08;
B42D 15/085
See application file for complete search history.

OTHER PUBLICATIONS

AliExpress. Link: <https://www.aliexpress.com/item/32629760443.html>. Visited Dec. 11, 2019. 3 Holes Diy Planner Diary Scrapbook-ing Stickers in Notebook Bookmark. (Year: 2019).*

* cited by examiner

Primary Examiner — Lauren D McVey
(74) *Attorney, Agent, or Firm* — Levenfeld Pearlstein, LLC

(57) **CLAIM**

The ornamental design for a flashcard, as shown and described.

(56) **References Cited**

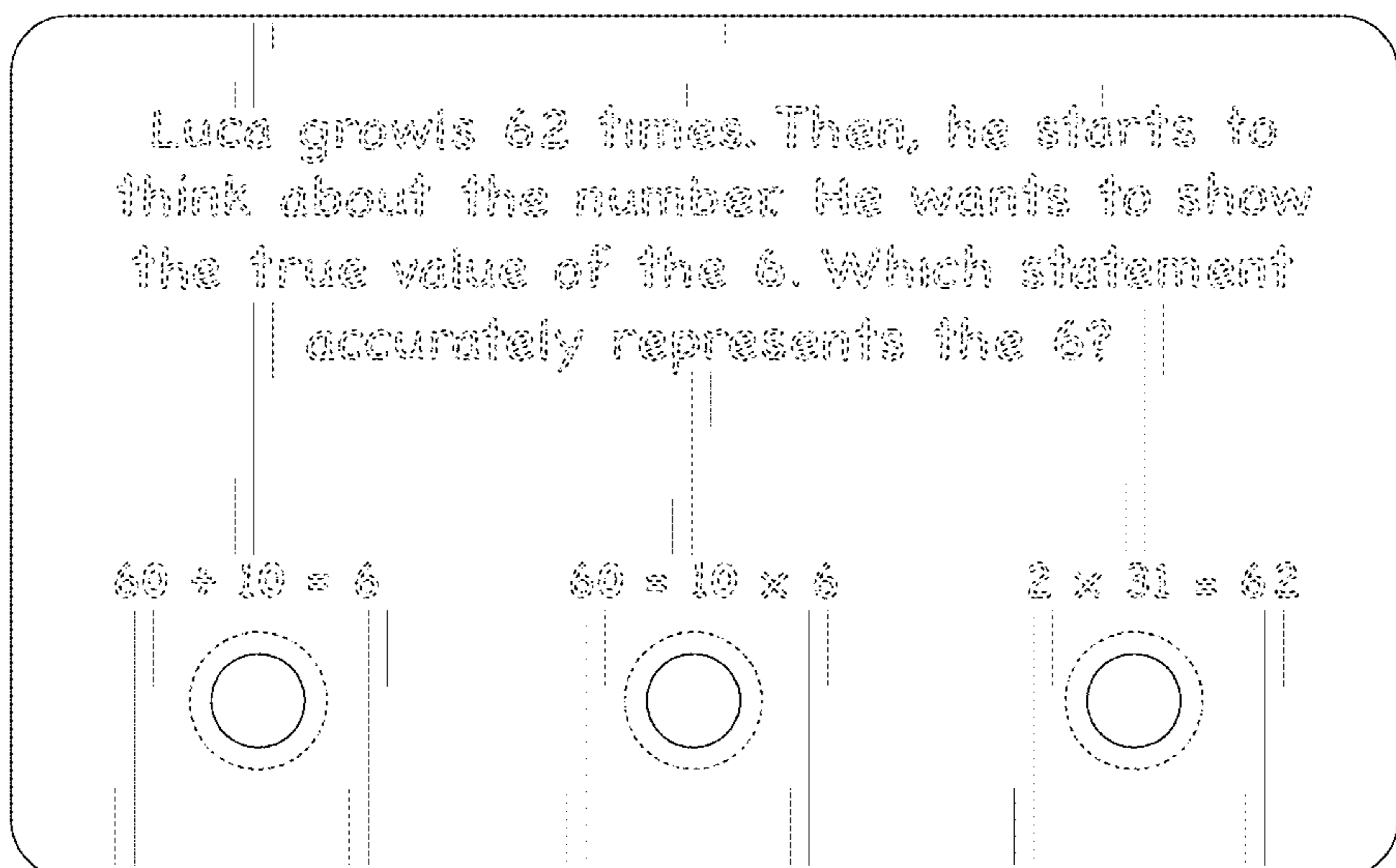
DESCRIPTION

U.S. PATENT DOCUMENTS

2,077,285 A * 4/1937 Thackeray G09F 3/04
40/662
2,340,719 A * 2/1944 Walter A61J 1/05
40/310
D313,815 S * 1/1991 Bloch D19/34
6,764,100 B1 * 7/2004 Miro B42F 3/04
281/15.1
D497,386 S * 10/2004 Yant D19/33
D533,547 S * 12/2006 Sergi D14/238
D581,459 S * 11/2008 Stephenson A44C 5/0015
D19/33
D645,794 S * 9/2011 Noble D12/159

FIG. 1 is a perspective view of a flashcard showing our new design;
FIG. 2 is a front view thereof;
FIG. 3 is a rear view thereof;
FIG. 4 is a left side view thereof;
FIG. 5 is a right side view thereof;
FIG. 6 is a top view thereof; and,
FIG. 7 is a bottom view thereof.
The broken lines are directed to environment and form no part of the claimed design.

1 Claim, 5 Drawing Sheets



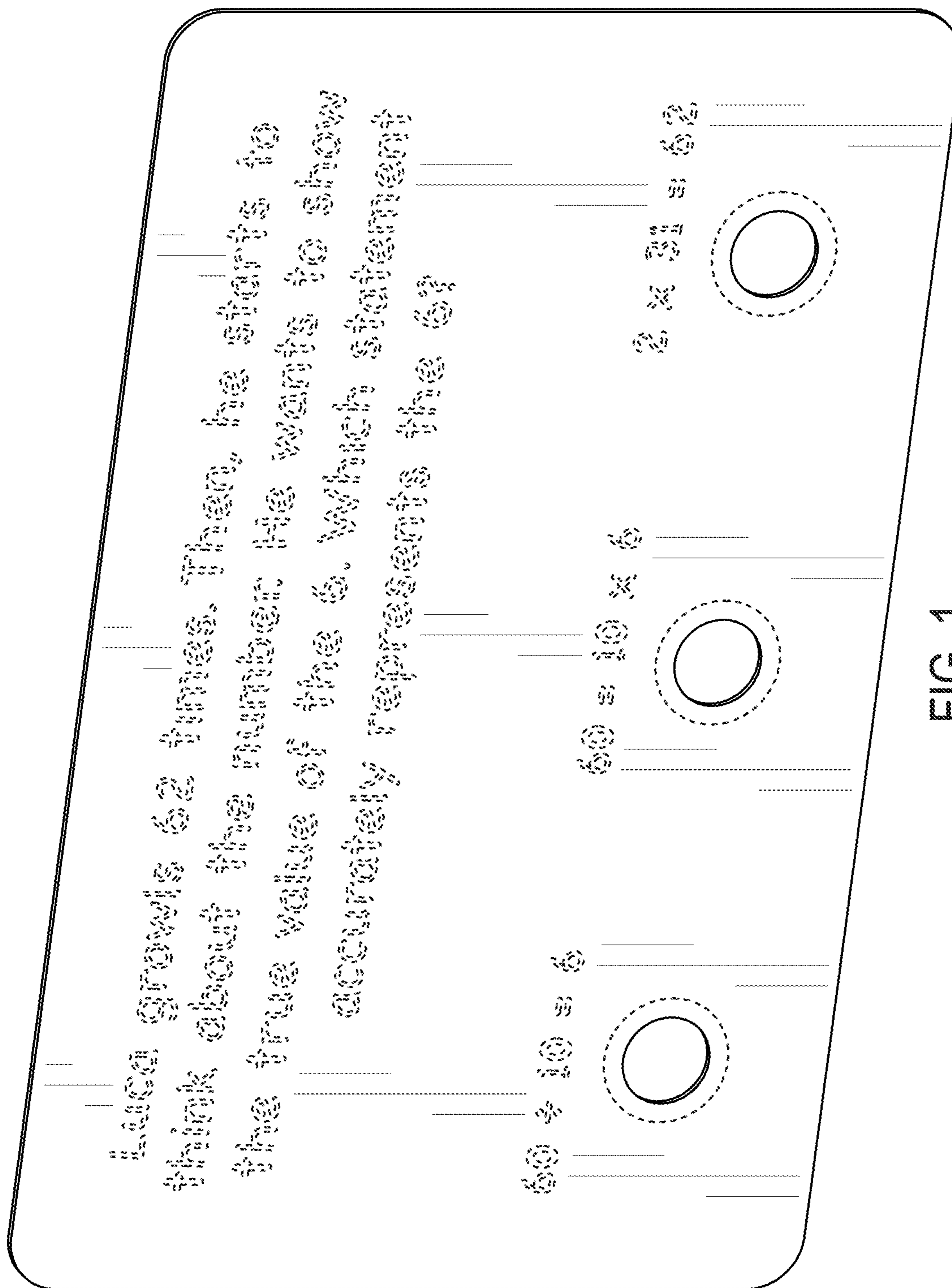


FIG. 1

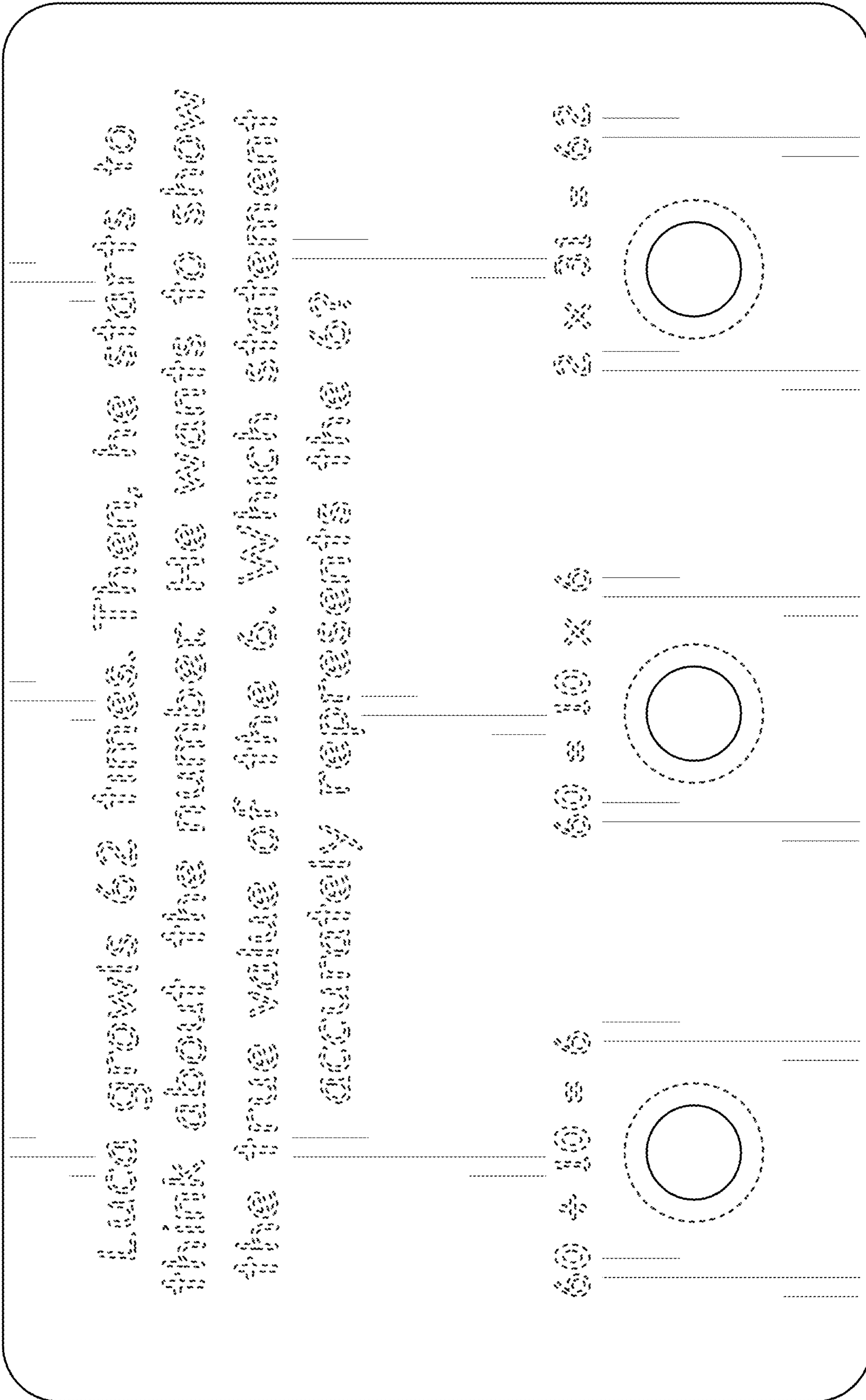


FIG. 2

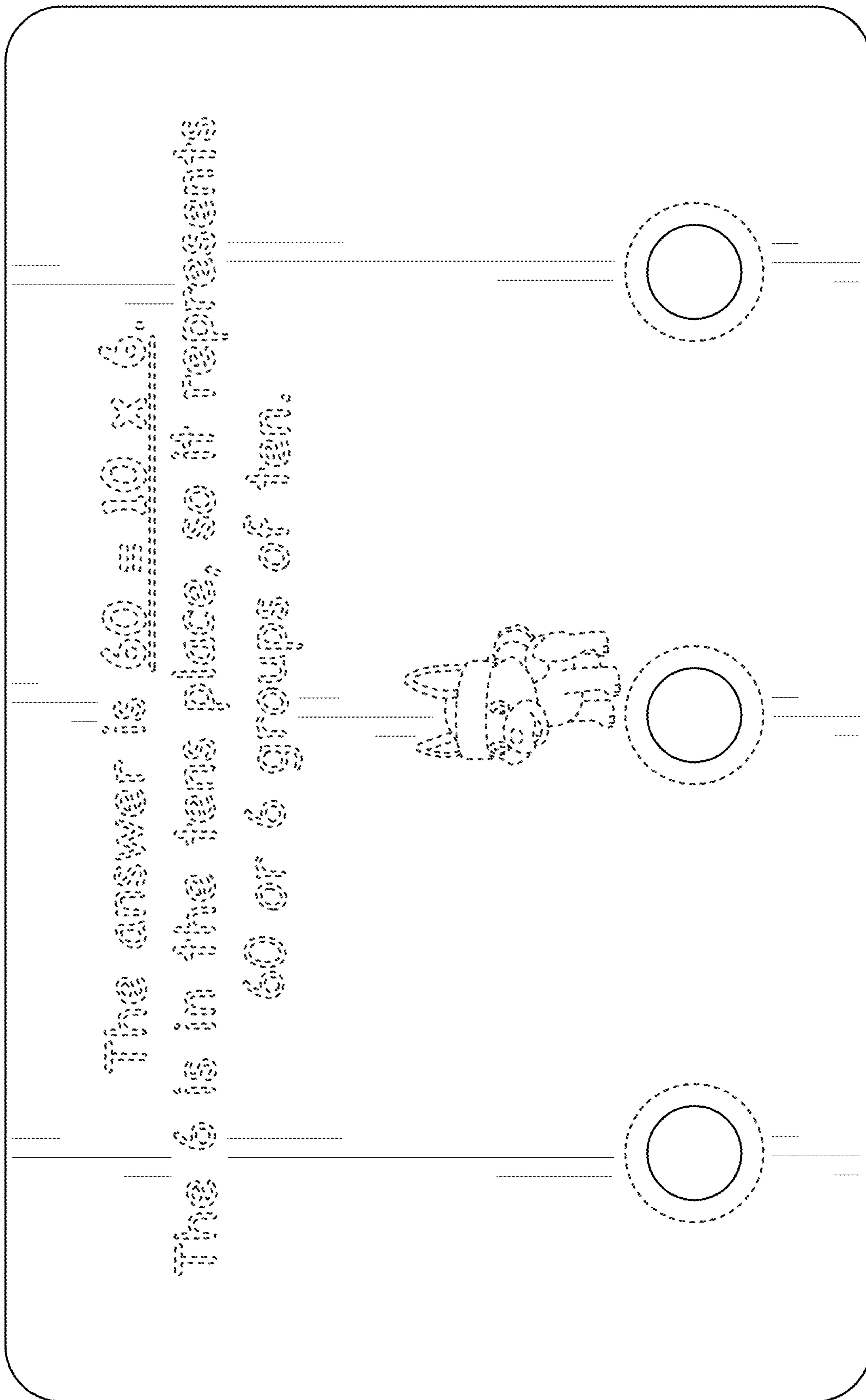


FIG. 3



FIG. 4




FIG. 5



FIG. 6



FIG. 7