

US00D893567S

(12) **United States Design Patent**  
**Cumming et al.**

(10) **Patent No.:** **US D893,567 S**

(45) **Date of Patent:** **\*\* Aug. 18, 2020**

(54) **DEBINDER**

- (71) Applicant: **Desktop Metal, Inc.**, Burlington, MA (US)
- (72) Inventors: **Justin Cumming**, Winchester, MA (US); **Peter Schmitt**, Brookline, MA (US); **Alex Fishman**, Boston, MA (US); **Yves Behar**, Oakland, CA (US); **Brandon Heiman**, San Francisco, CA (US)
- (73) Assignee: **Desktop Metal, Inc.**, Burlington, MA (US)
- (\*\*) Term: **15 Years**
- (21) Appl. No.: **29/709,629**
- (22) Filed: **Oct. 16, 2019**

**Related U.S. Application Data**

- (63) Continuation of application No. 29/617,190, filed on Sep. 12, 2017, now Pat. No. Des. 868,148.
- (51) **LOC (12) Cl.** ..... **15-09**
- (52) **U.S. Cl.**  
USPC ..... **D15/122**
- (58) **Field of Classification Search**  
USPC .... D15/122, 135, 138, 141; D18/14, 19, 50, D18/54, 54.1, 55, 59  
CPC ..... B22F 3/105; B22F 3/008; B29C 35/00; B29C 35/02; B29C 35/04; B29C 35/06; B29C 35/08; B29C 35/10; B29C 35/12; B29C 35/14; B29C 35/16; B29C 35/18; B29C 37/00; B29C 37/02; B29C 37/04; B29C 67/00; B29C 67/02; B29C 67/04; B29C 67/06; B29C 67/08; B29C 67/20; B29C 67/24; B29C 69/00; B29C 69/02; B29C 70/00; B29C 70/02; B29C 70/04; B29C 70/06; B29C 70/08; B29C 70/10;

(Continued)

(56) **References Cited**

U.S. PATENT DOCUMENTS

3,369,743 A 2/1968 Glassman  
D236,547 S 8/1975 Clayton et al.

(Continued)

FOREIGN PATENT DOCUMENTS

CN 304593538 \* 4/2018  
JP 2000-095574 A 4/2000

OTHER PUBLICATIONS

YouTube. Link: <https://www.youtube.com/watch?v=CA-zD71PMz4>. Jul. 12, 2019. The Desktop Metal Debinder Walk-through. (Year: 2019).\*

(Continued)

*Primary Examiner* — Lauren D McVey  
(74) *Attorney, Agent, or Firm* — Wolf, Greenfield & Sacks, P.C.

(57) **CLAIM**

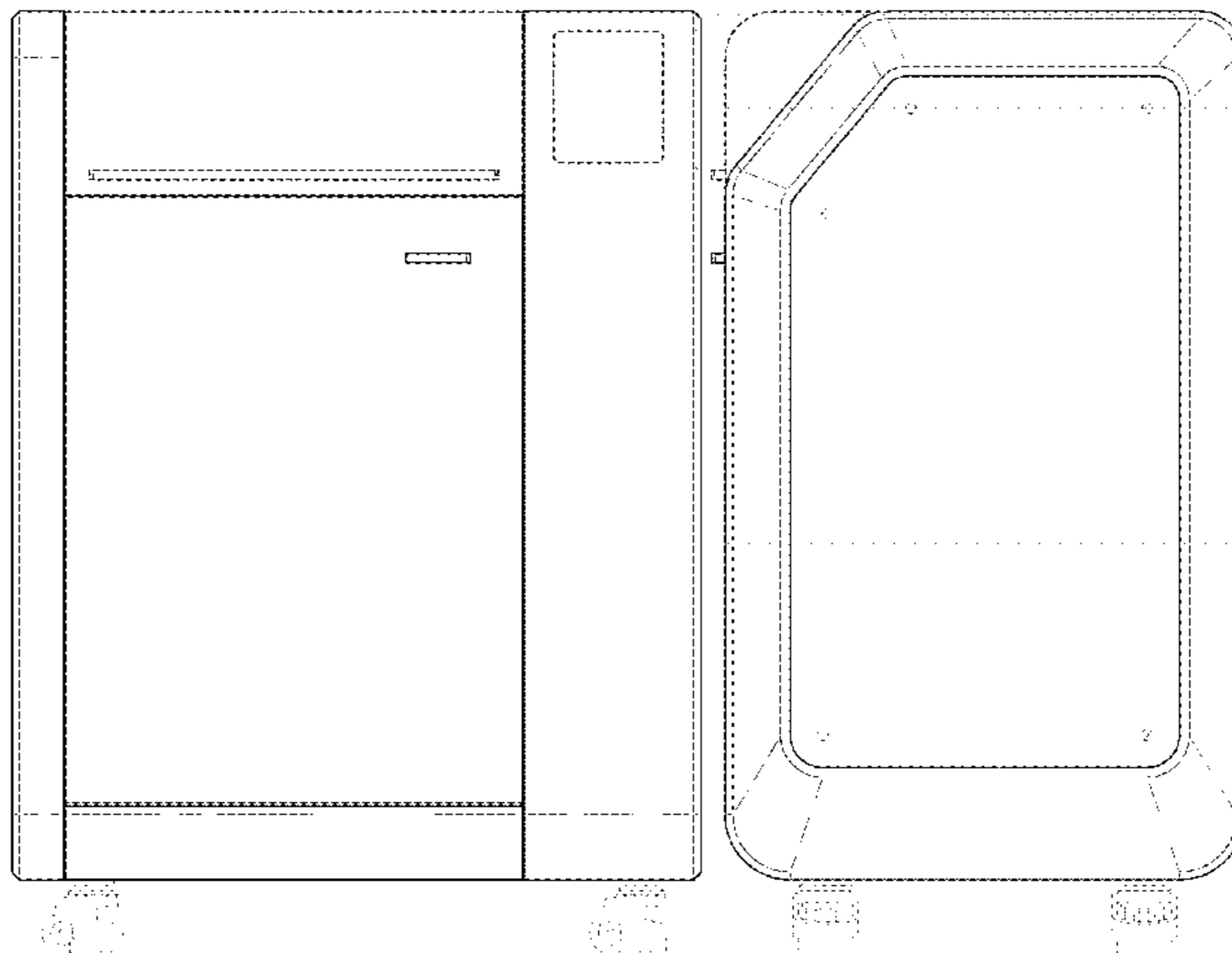
The ornamental design for a debinder, as shown and described.

**DESCRIPTION**

FIG. 1 is a front perspective view of a debinder showing our new design;  
FIG. 2 is a front elevation view thereof;  
FIG. 3 is a right side elevation view thereof;  
FIG. 4 is a rear elevation view thereof;  
FIG. 5 is a left side elevation view thereof; and,  
FIG. 6 is a top plan view thereof.

The broken lines immediately adjacent to the claim depict the bounds of the claimed design and form no part of the claimed design. In addition, the unshaded inner right front corner that directly adjoins the claimed solid line edge forms

(Continued)



no part of the claimed design. All other broken lines depict portions of the article that form no part of the claimed design.

1 Claim, 6 Drawing Sheets

(58) Field of Classification Search

CPC ..... B29C 70/12; B29C 70/14; B29C 70/16; B29C 70/18; B29C 70/20; B29C 70/22; B29C 70/24; B29C 70/26; B29C 70/28; B29C 41/12; B29C 41/36; B29C 67/0081; B41J 2/155; B41J 2/17513; B41J 2/17556; B41J 2/17596; B41J 2/16552; B41J 2/16541; B41J 2002/20; B41J 2002/14475; B29K 2995/0021

See application file for complete search history.

(56) References Cited

U.S. PATENT DOCUMENTS

D243,959 S \* 4/1977 Clayton ..... D14/363
D246,459 S 11/1977 Olson
D258,131 S 2/1981 Genaro et al.

D260,517 S \* 9/1981 Hardy ..... D18/53
D265,909 S 8/1982 Hatanaka
D279,791 S 7/1985 Nishida
D280,513 S 9/1985 Fischer et al.
D283,321 S \* 4/1986 Bixler ..... D14/302
D291,313 S 8/1987 Clark et al.
D325,926 S 5/1992 Quedenfeld
D556,250 S 11/2007 Kent et al.
D615,122 S 5/2010 Graves
D621,441 S 8/2010 Kim
D679,319 S 4/2013 Romanovich
D777,808 S \* 1/2017 Chang ..... D15/122
D808,453 S \* 1/2018 Share ..... D15/199
D835,713 S \* 12/2018 Xu ..... D18/34.6
D836,714 S \* 12/2018 Clark, III ..... D18/57
D850,501 S \* 6/2019 Schmitt ..... D15/122
D861,746 S \* 10/2019 Clark, III ..... D15/122
D868,147 S \* 11/2019 McGarry ..... D18/34.5
D868,148 S 11/2019 Cumming et al.
D868,228 S \* 11/2019 Schmitt ..... D23/329

OTHER PUBLICATIONS

[No Author Listed] Studio System. Deskop Metal; Tech+Labs.
https://tech-labs.com/sites/default/files/DM-0007-US-Studio%
20System%200verview-TLS.pdf. 2 pages [accessed Jul. 9, 2018].

\* cited by examiner

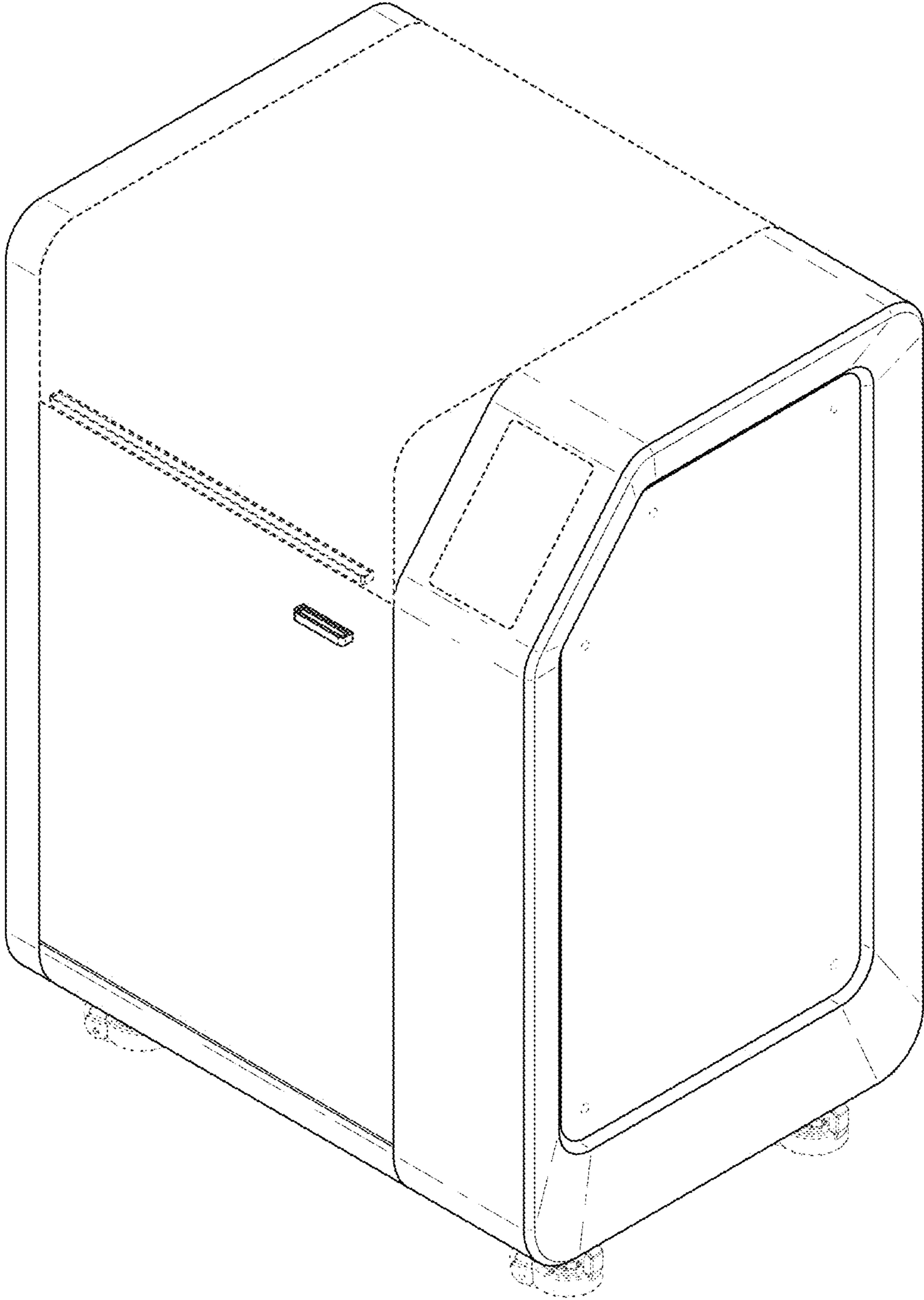


FIG. 1

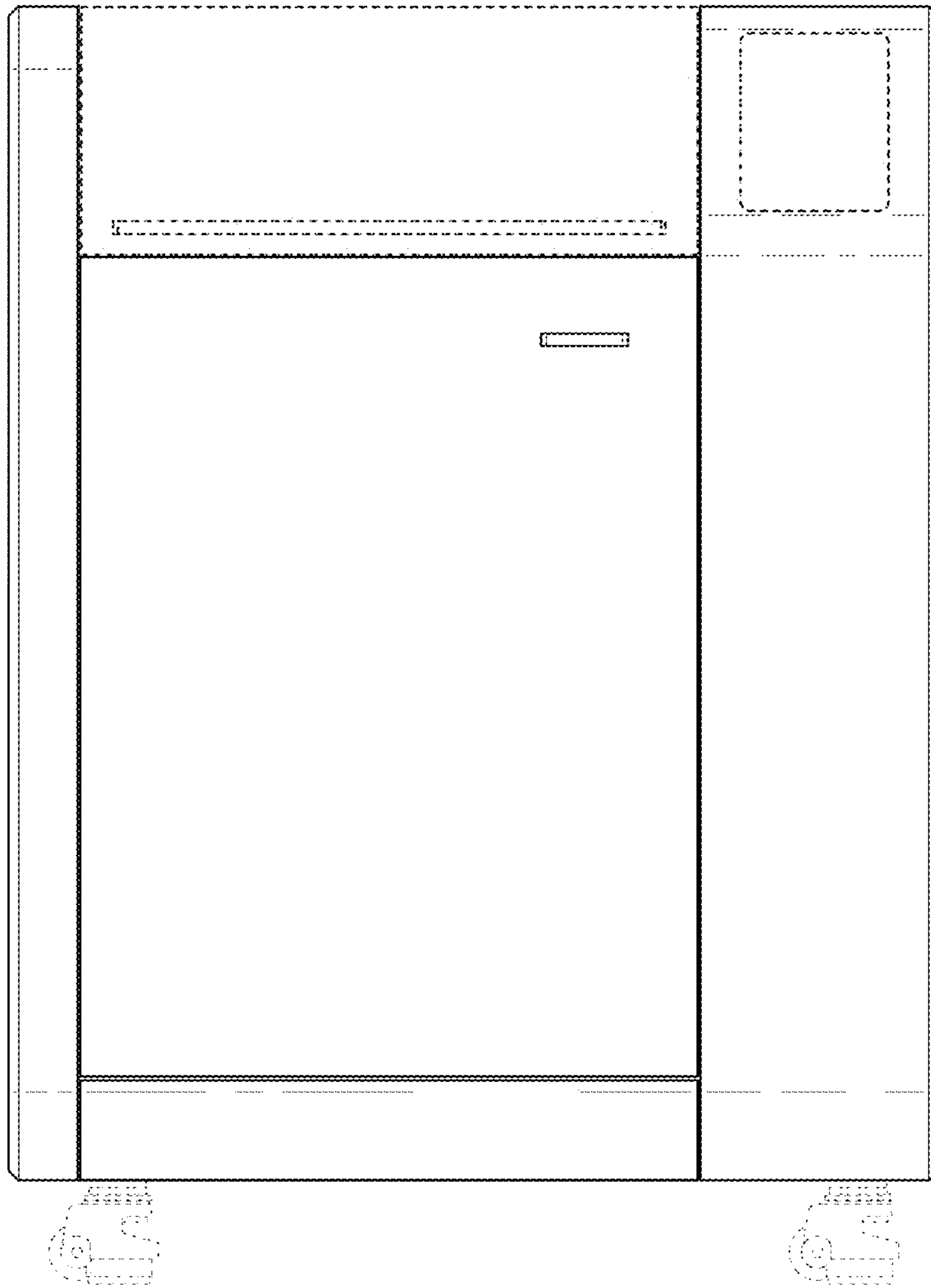


FIG. 2

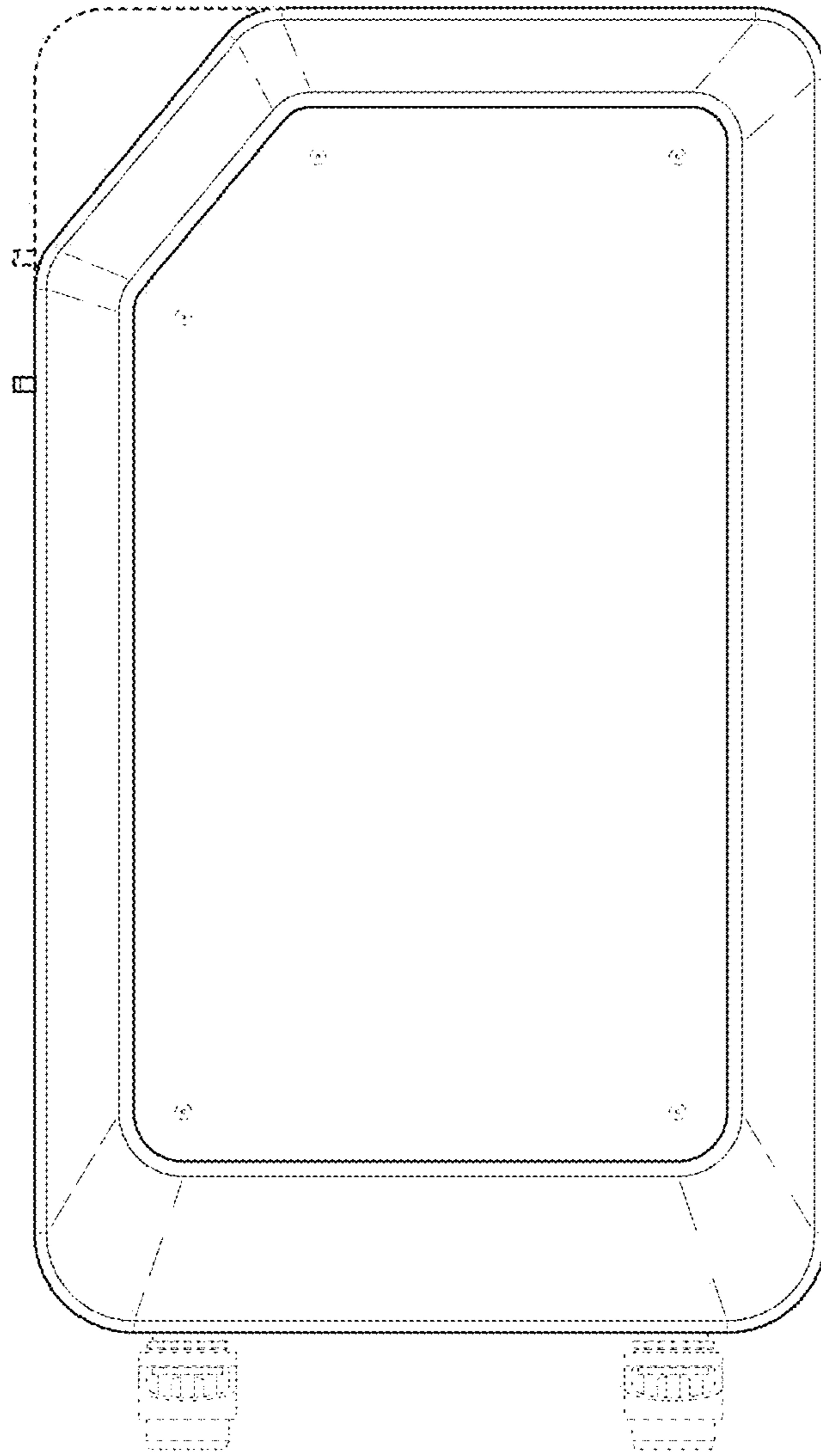


FIG. 3




FIG. 4

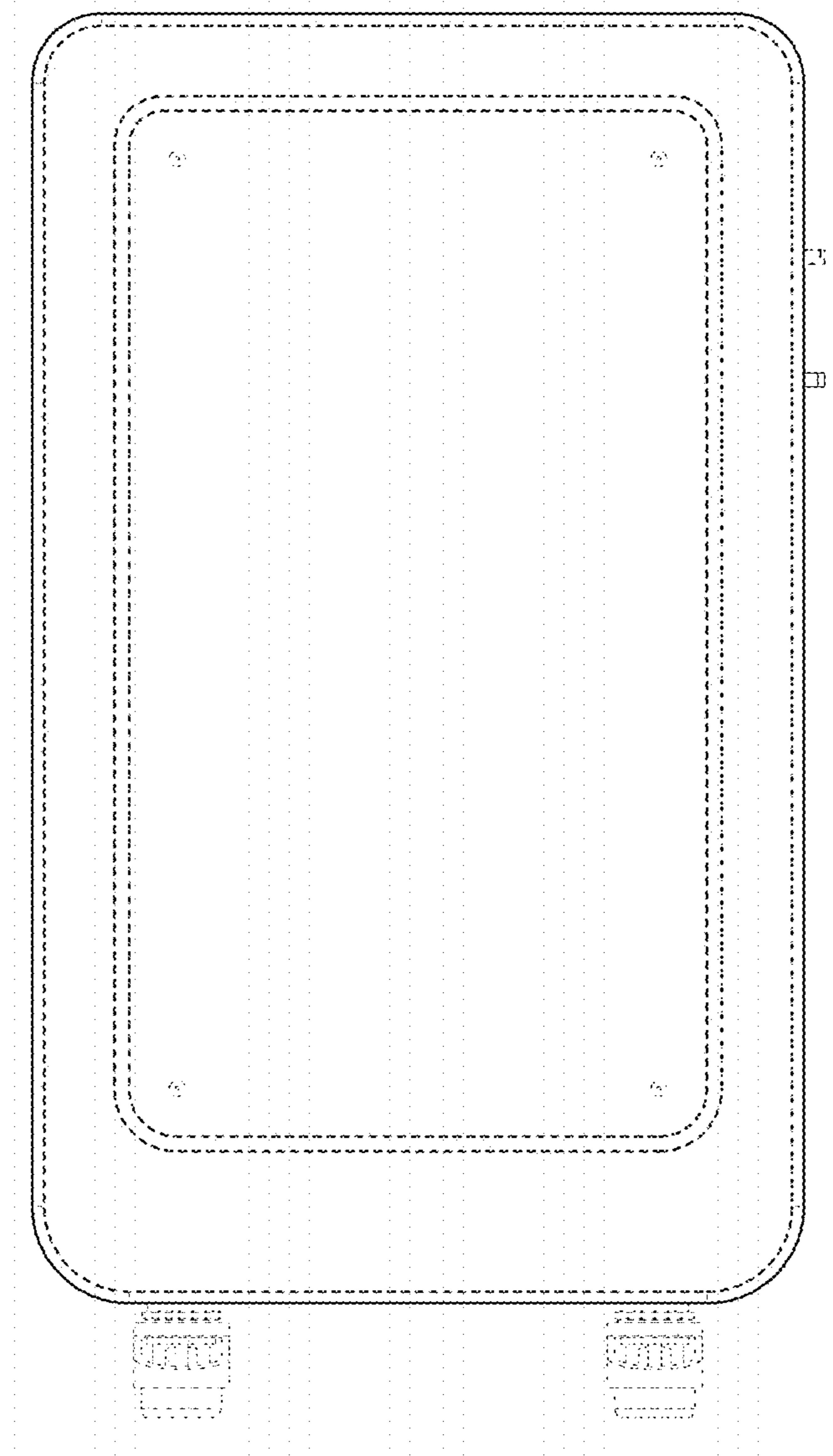


FIG. 5

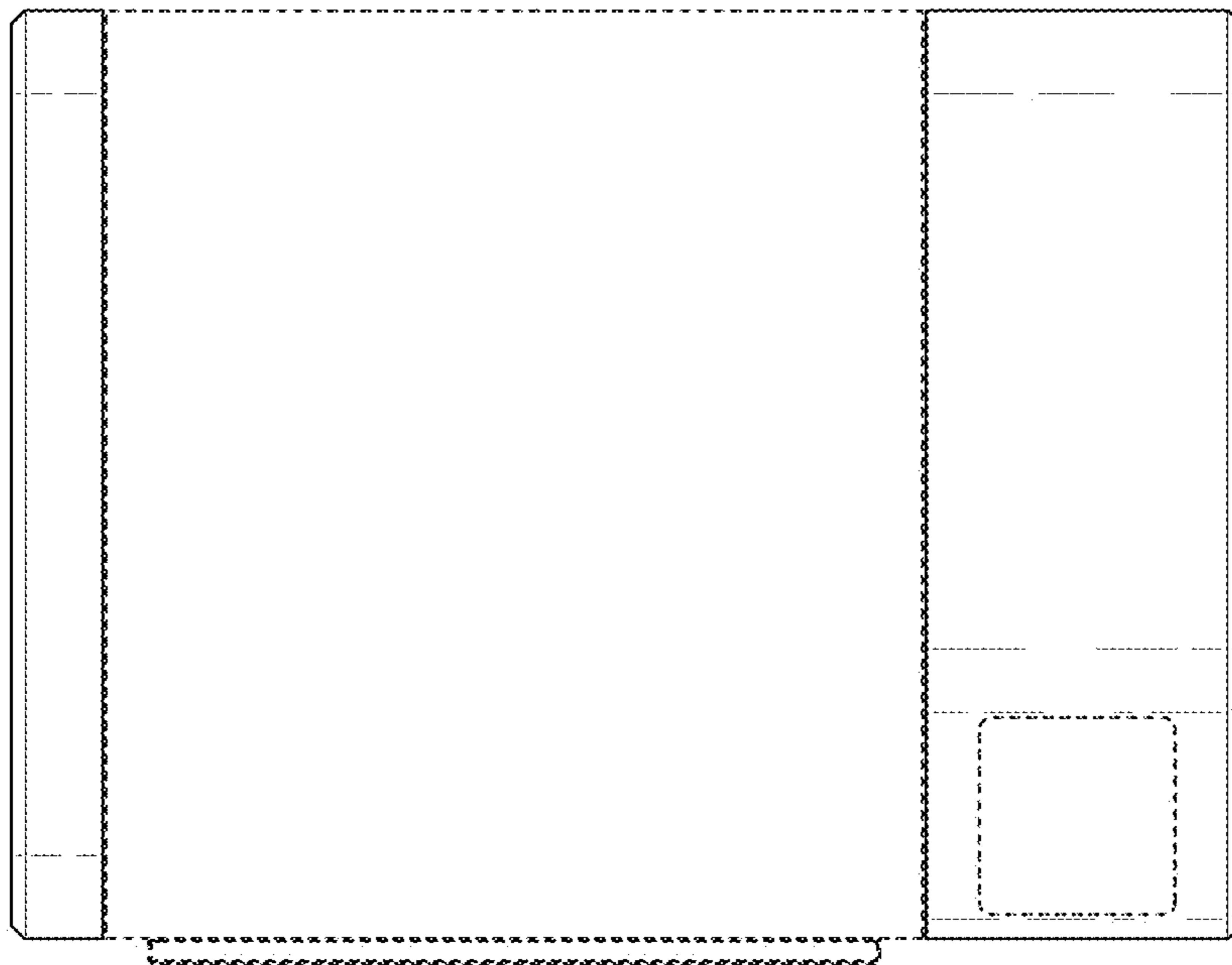


FIG. 6