



US00D893556S

(12) **United States Design Patent**  
**Giulietti**

(10) **Patent No.:** **US D893,556 S**

(45) **Date of Patent:** **\*\* Aug. 18, 2020**

(54) **REFRIGERATED CABINET**

(56) **References Cited**

(71) Applicant: **Industrie Scaffalature  
Arredamenti—ISA Societa' per  
Azioni, Bastia Umbra (PG) (IT)**

(72) Inventor: **Carlo Giulietti, Tordibetto di Assisi  
(IT)**

(73) Assignee: **INDUSTRIE SCAFFALATURE  
ARREDAMENTI—ISA SOCIETA'  
PER AZIONI, Bastia Umbra (PG) (IT)**

U.S. PATENT DOCUMENTS

4,307,581 A *	12/1981	Reid .....	F25D 3/08 62/372
D368,916 S *	4/1996	Pawlowski .....	D15/79
D477,335 S *	7/2003	Upton .....	D15/79
D491,580 S *	6/2004	Stoddart .....	D15/79
D595,748 S *	7/2009	Kratschmer .....	D15/81
D819,091 S *	5/2018	Neill .....	D15/81
D839,930 S *	2/2019	Fischbach .....	D15/79
D841,699 S *	2/2019	Foyen .....	D15/79

\* cited by examiner

*Primary Examiner* — Khawaja Anwar

(74) *Attorney, Agent, or Firm* — Egbert, McDaniel & Swartz, PLLC

(\*\*) Term: **15 Years**

(21) Appl. No.: **29/682,724**

(22) Filed: **Mar. 7, 2019**

(51) **LOC (12) Cl.** ..... **15-07**

(52) **U.S. Cl.**  
USPC ..... **D15/79**

(58) **Field of Classification Search**  
USPC ..... D15/79-91  
CPC ..... F02M 37/18; F02M 3/045; F02M 43/00;  
F02M 51/04; F02M 51/0614; F02M  
53/043; F02M 55/004; F02M 55/008;  
F02M 57/021; F02M 57/027; F02M  
59/025; F02M 59/10; F02M 5/00; F02M  
5/12; F02M 5/14; F02M 61/02; F02M  
61/045; F02M 61/14; F02M 61/145;  
F02M 61/18; F02M 61/184; F02M  
61/1853; F02M 61/20; F02M 65/003;  
F02M 69/00; F02M 69/041; F02M  
69/043; F02M 69/32; F02M 69/50; F02M  
7/10; F02M 7/12; F02M 7/133; F02M  
7/17; F02M 9/12; F02M 9/127; F02M  
9/14

(57) **CLAIM**

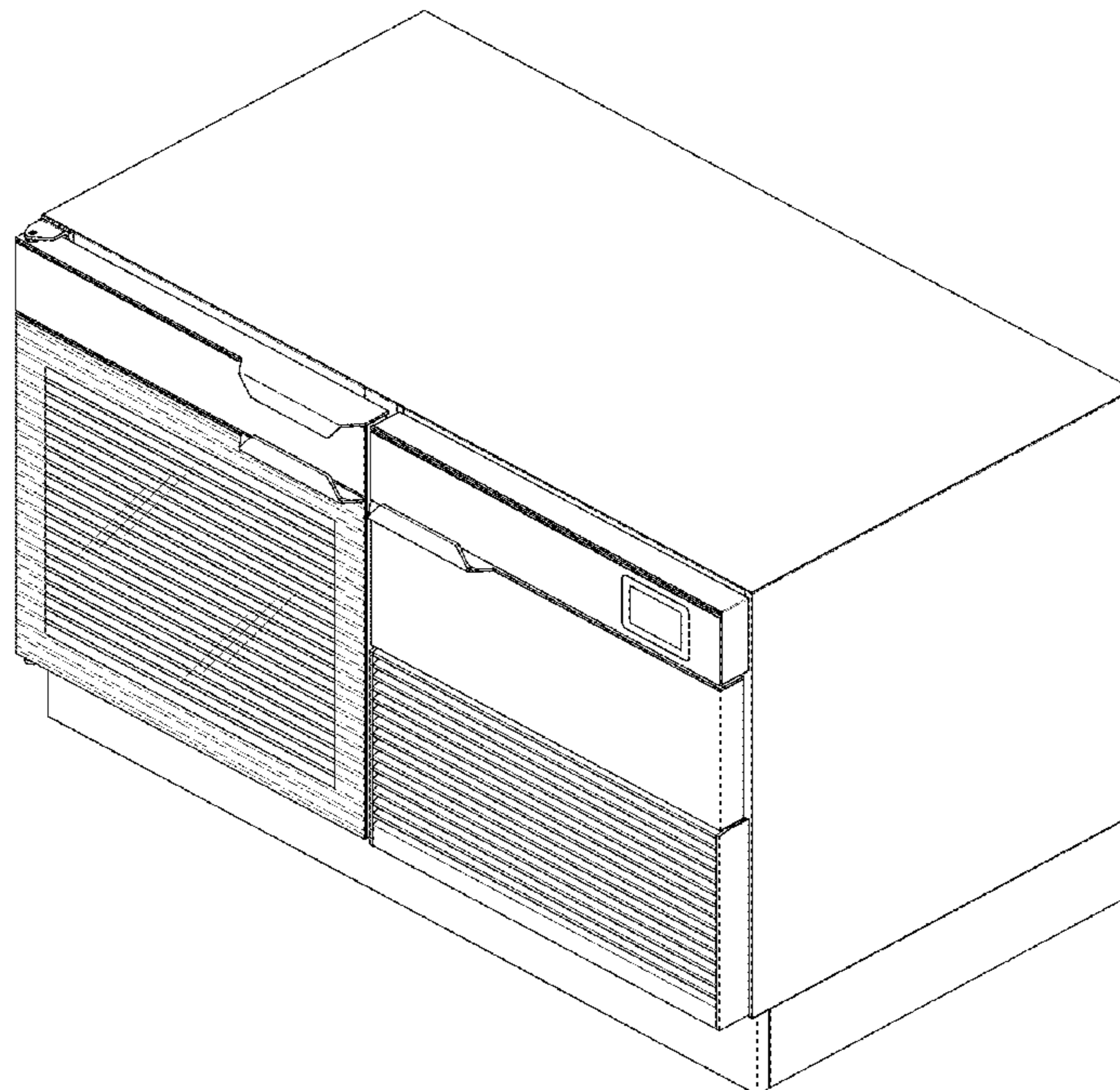
The ornamental design for a refrigerated cabinet, as shown and described.

**DESCRIPTION**

FIG. 1 is a perspective view of a refrigerated cabinet showing my new design.  
FIG. 2 is a front view thereof;  
FIG. 3 is a right side view thereof;  
FIG. 4 is a left side view thereof;  
FIG. 5 is a rear view thereof;  
FIG. 6 is a top view thereof; and,  
FIG. 7 is a bottom view thereof.

See application file for complete search history.

**1 Claim, 7 Drawing Sheets**



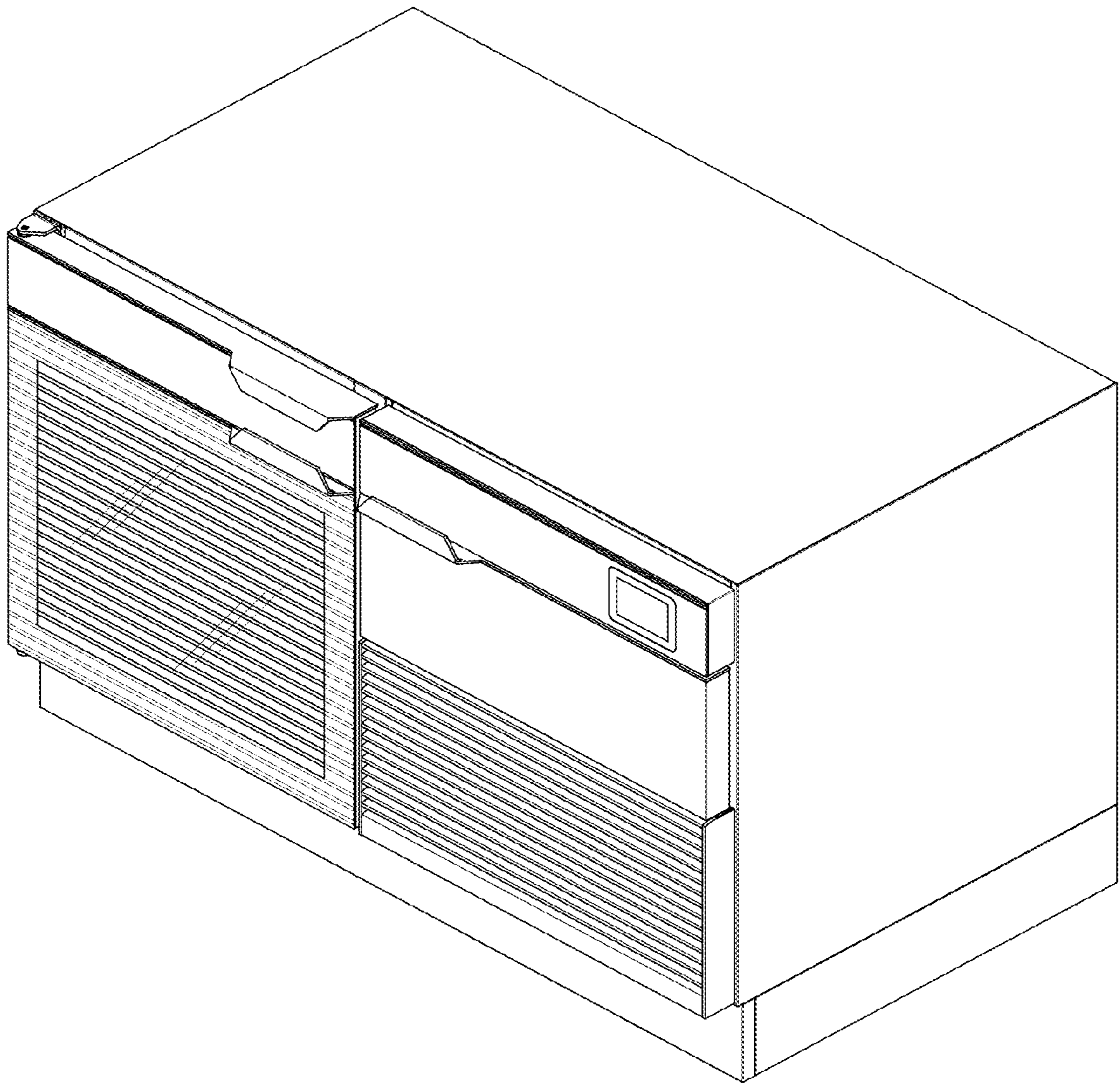


FIG. 1

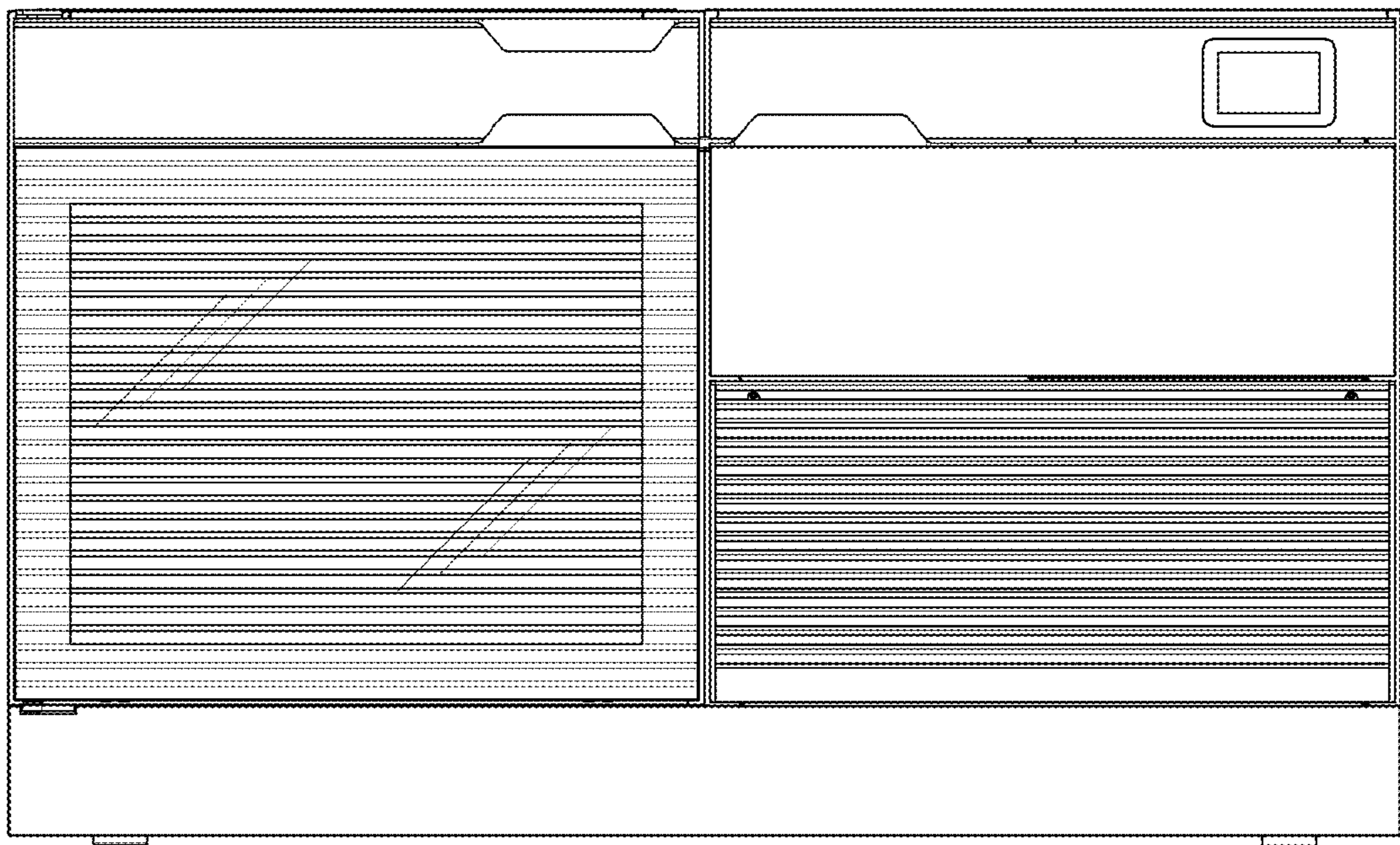


FIG. 2

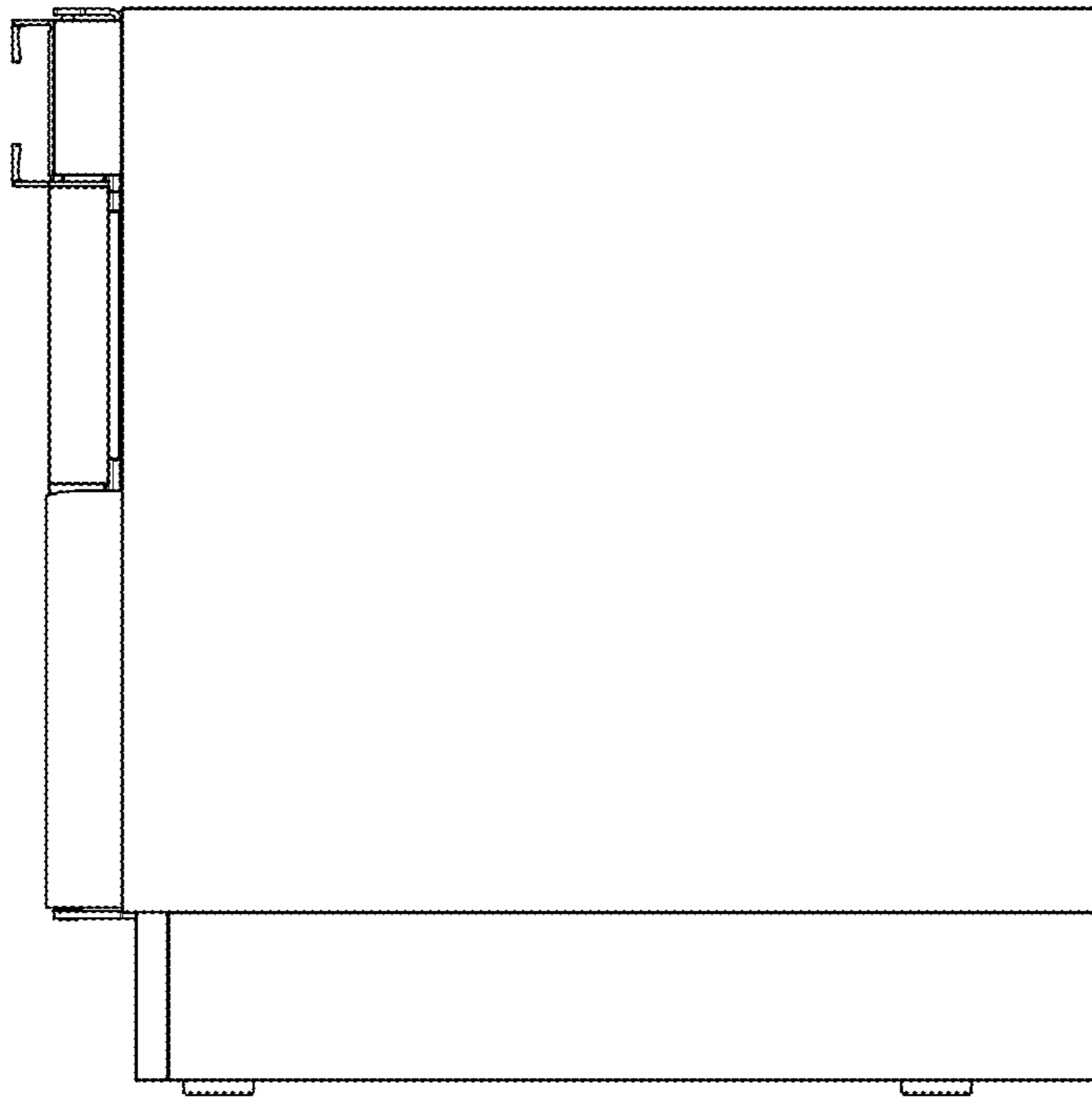


FIG. 3

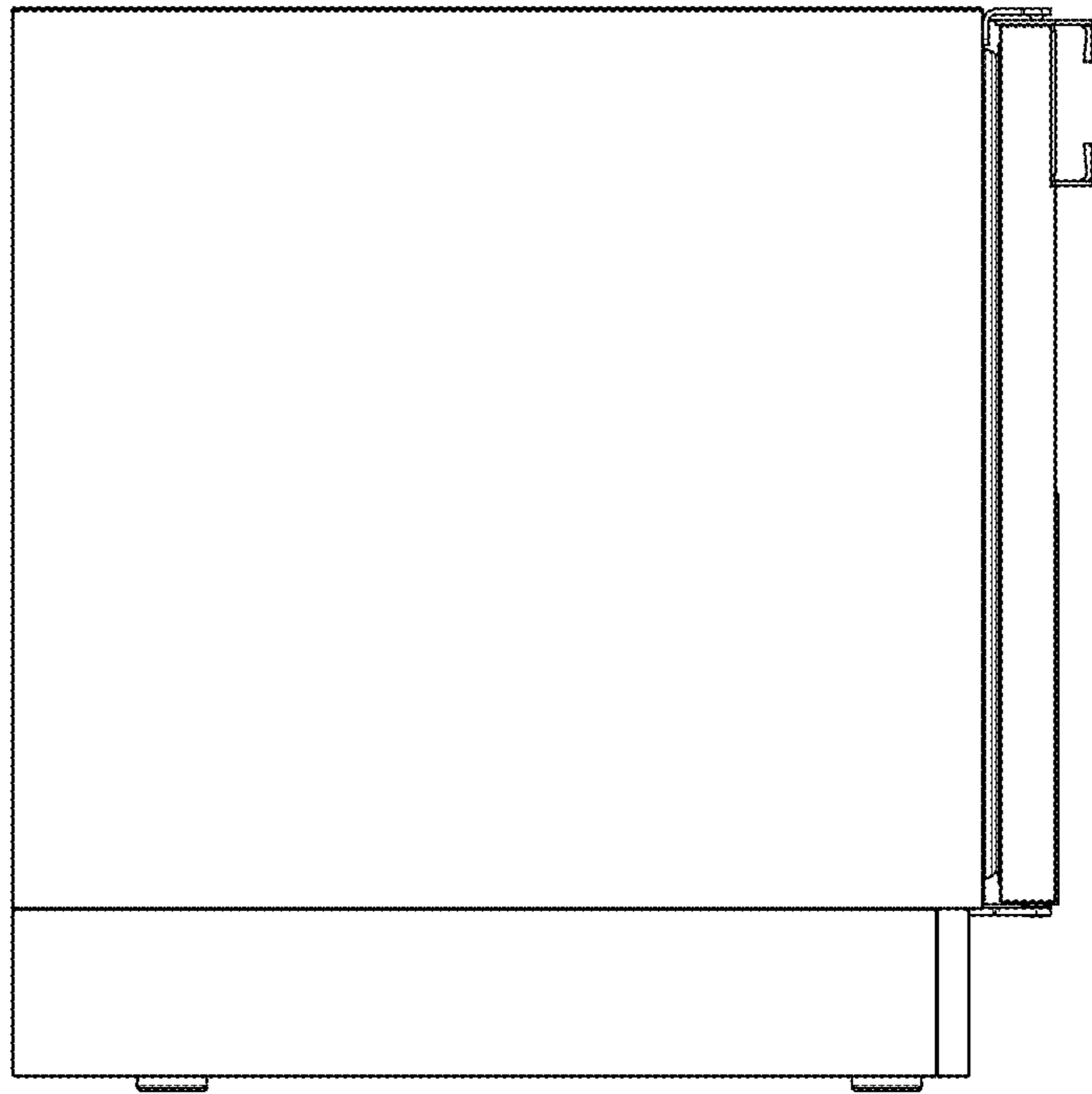


FIG. 4




FIG. 5

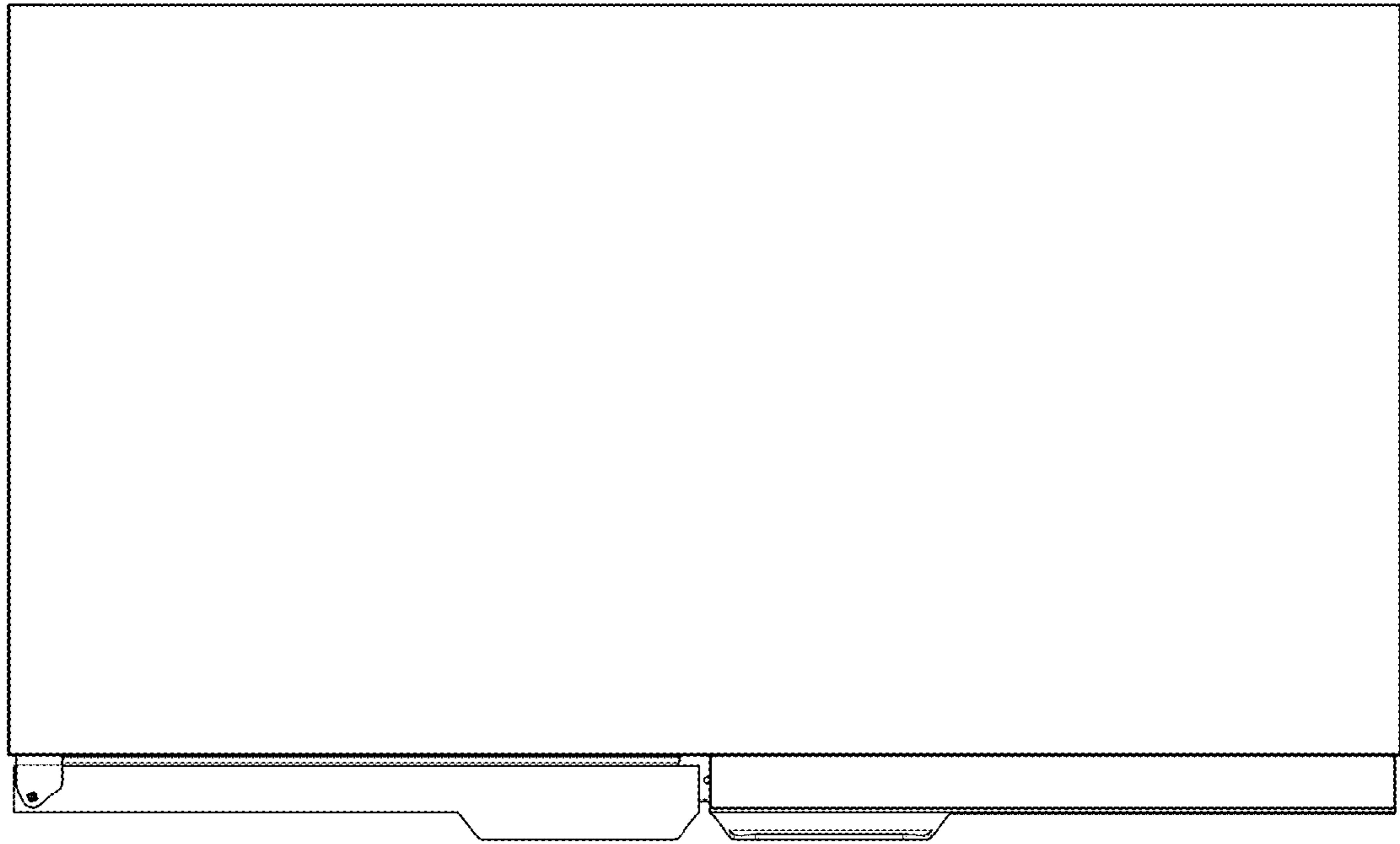


FIG. 6




FIG. 7