



US00D893530S

(12) **United States Design Patent**  
**Zhang**

(10) **Patent No.:** **US D893,530 S**

(45) **Date of Patent:** **\*\* Aug. 18, 2020**

(54) **DISPLAY SCREEN OR PORTION THEREOF WITH AN ANIMATED GRAPHICAL USER INTERFACE**

(71) Applicant: **Tianjin Bytedance Technology Co., Ltd., Tianjin (CN)**

(72) Inventor: **Qianmin Zhang, Beijing (CN)**

(73) Assignee: **Tianjin Bytedance Technology Co., Ltd., Tianjin (CN)**

(\*\*) Term: **15 Years**

(21) Appl. No.: **29/666,311**

(22) Filed: **Oct. 11, 2018**

(30) **Foreign Application Priority Data**

Apr. 11, 2018 (CN) ..... 2018 3 0144643

(51) **LOC (12) Cl.** ..... **14-04**

(52) **U.S. Cl.**  
USPC ..... **D14/486; D14/489**

(58) **Field of Classification Search**  
USPC ..... D14/485-495  
CPC ..... H04N 21/2187; H04N 21/4126; G06Q 50/01; G06T 2207/10016; H04L 65/4084; H04L 51/32; H04L 65/4076  
See application file for complete search history.

(56) **References Cited**

**U.S. PATENT DOCUMENTS**

D523,442 S \* 6/2006 Hiramatsu ..... D14/488  
D714,823 S \* 10/2014 Hiramatsu ..... D14/492  
D774,078 S \* 12/2016 Kisselev ..... D14/488  
D776,679 S \* 1/2017 Yu ..... D14/485  
D776,699 S \* 1/2017 Clymer ..... D14/486

D798,334 S \* 9/2017 Dye ..... D14/489  
D801,385 S \* 10/2017 Bradley ..... D14/489  
D807,380 S \* 1/2018 Chen ..... D14/485  
D829,762 S \* 10/2018 Kwak ..... D14/489  
D834,612 S \* 11/2018 Clediere ..... D14/488  
D847,859 S \* 5/2019 Ingel ..... D14/495  
D870,121 S \* 12/2019 Yang ..... D14/485  
D870,140 S \* 12/2019 Kane ..... D14/487  
D873,858 S \* 1/2020 Fiol ..... D14/495  
D879,833 S \* 3/2020 Klein ..... D14/488  
2015/0188720 A1 \* 7/2015 Winter ..... H04L 12/1813 715/753

\* cited by examiner

*Primary Examiner* — Darlington Ly

*Assistant Examiner* — Katherine A Holbrow

(74) *Attorney, Agent, or Firm* — BakerHostetler

(57) **CLAIM**

I claim the ornamental design for a display screen or portion thereof with an animated graphical user interface, as shown and described.

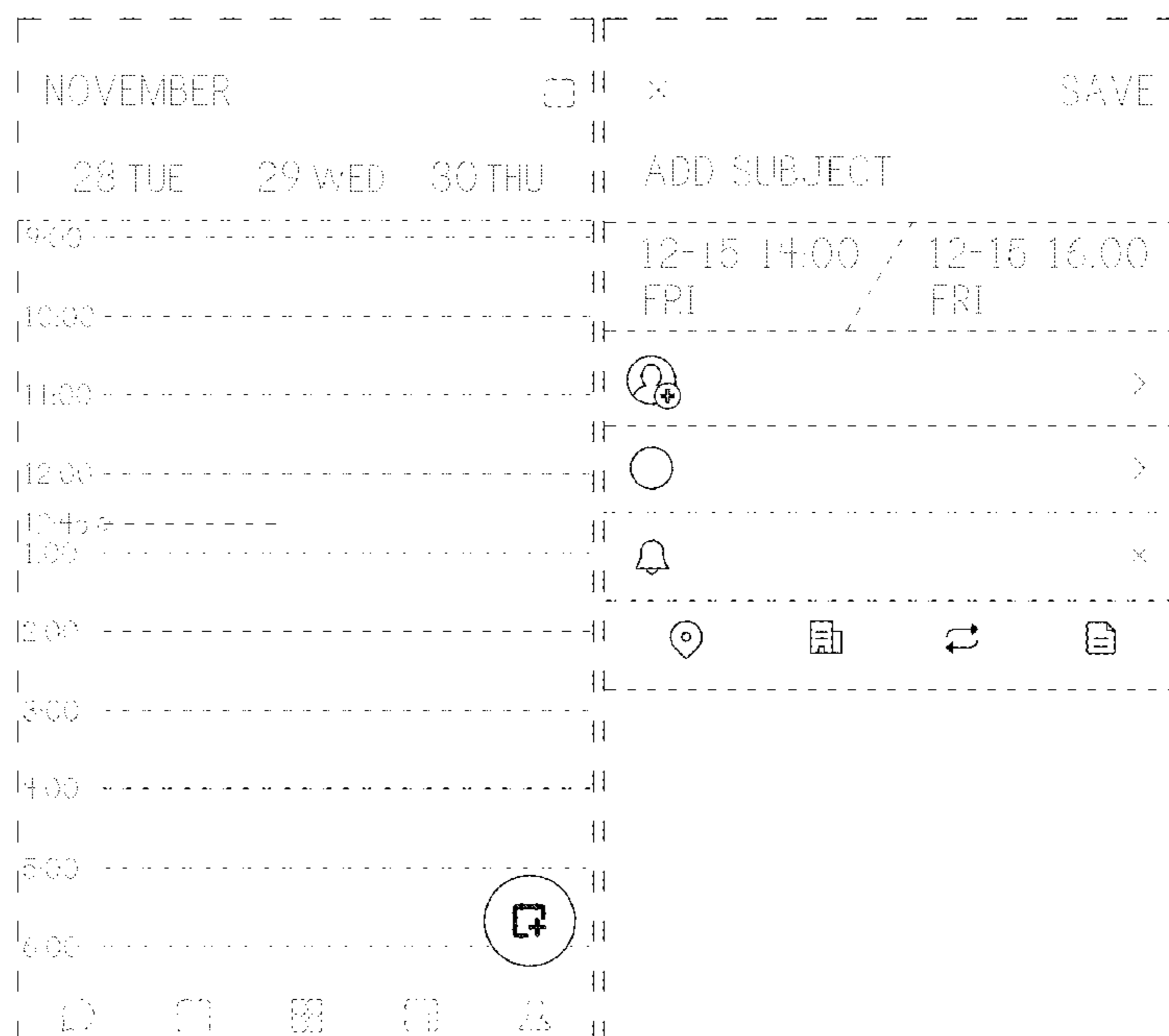
**DESCRIPTION**

FIG. 1 is a front view of a first image in a sequence for a display screen or portion thereof with an animated graphical user interface showing our new design; and, FIG. 2 is a front view of a second image thereof.

The outermost broken line rectangle shows the display screen or portion thereof. All other broken lines show portions of the graphical user interface and form no part of the claimed design.

The appearance of the transitional image sequentially transitions between the images shown in FIGS. 1-2. The process or period in which one image transitions to another forms no part of the claimed design.

**1 Claim, 1 Drawing Sheet**






FIG. 1

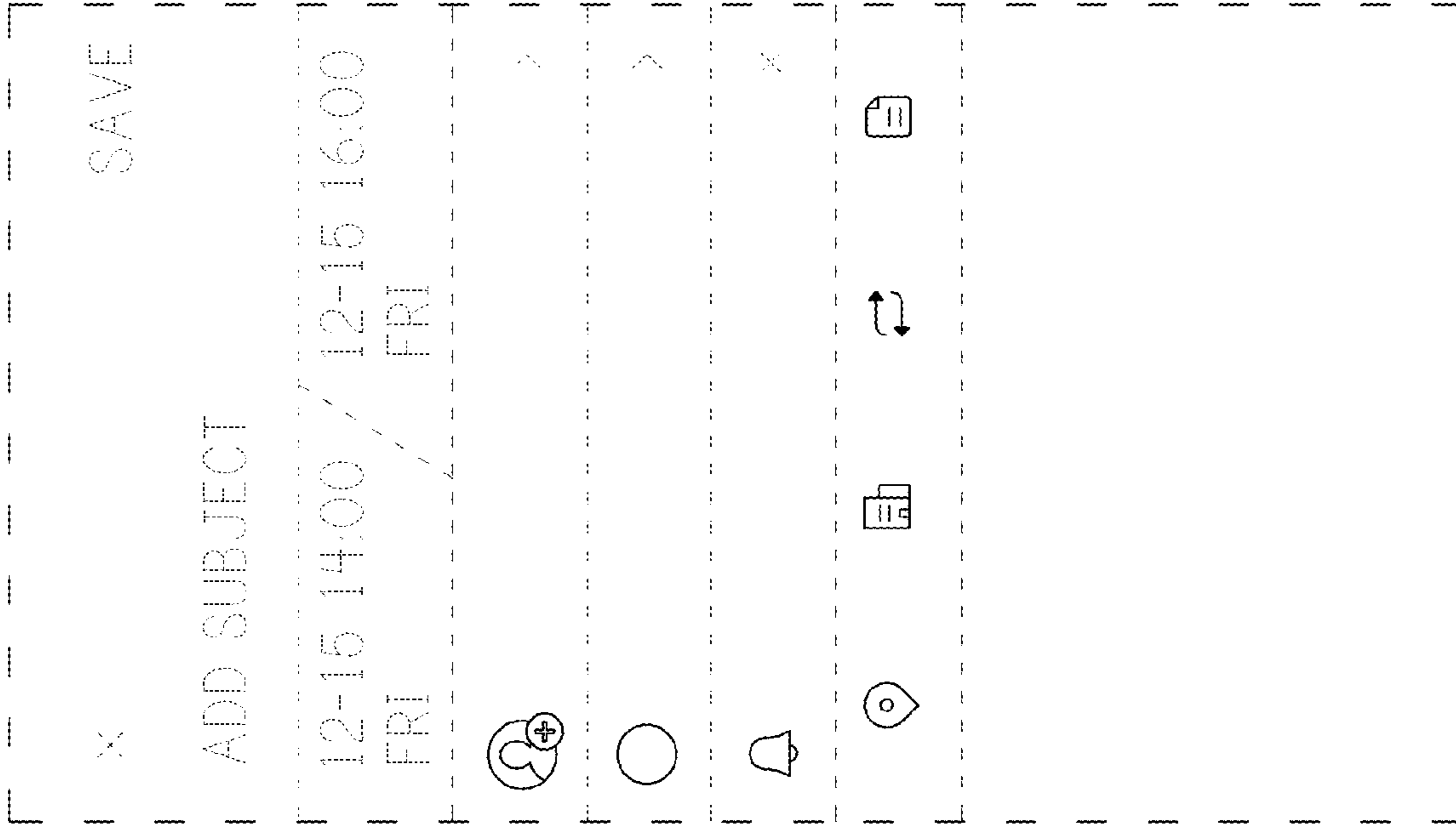


FIG. 2