

US00D893528S

(12) **United States Design Patent**
Wang et al.

(10) **Patent No.:** **US D893,528 S**

(45) **Date of Patent:** **** Aug. 18, 2020**

(54) **DISPLAY SCREEN OR PORTION THEREOF WITH AN ANIMATED GRAPHICAL USER INTERFACE**

(71) Applicant: **Tianjin Bytedance Technology Co., Ltd., Tianjin (CN)**

(72) Inventors: **Yuan Wang, Beijing (CN); Xuefei Zheng, Beijing (CN)**

(73) Assignee: **Tianjin Bytedance Technology Co., Ltd., Tianjin (CN)**

(**) Term: **15 Years**

(21) Appl. No.: **29/666,282**

(22) Filed: **Oct. 11, 2018**

(30) **Foreign Application Priority Data**

Apr. 18, 2018 (CN) 2018 3 0161058

(51) **LOC (12) Cl.** **14-04**

(52) **U.S. Cl.**
USPC **D14/486; D14/489**

(58) **Field of Classification Search**
USPC D14/485-495
CPC H04N 21/2187; H04N 21/4126; G06Q 50/01; G06T 2207/10016; H04L 65/4084; H04L 51/32; H04L 65/4076
See application file for complete search history.

(56) **References Cited**

U.S. PATENT DOCUMENTS

- D699,741 S * 2/2014 Wantland D14/487
- D737,847 S * 9/2015 Chaudhri D14/487
- D752,077 S * 3/2016 Guesnon, Jr. D14/486
- D759,067 S * 6/2016 Kim D14/486

- D759,102 S * 6/2016 Pal D14/486
- D760,735 S * 7/2016 Cheng D14/485
- D761,818 S * 7/2016 Jung D14/485
- D774,078 S * 12/2016 Kisselev D14/488
- D809,539 S * 2/2018 Prekaski D14/486
- D817,351 S * 5/2018 Nanjappan D14/486
- D831,687 S * 10/2018 Varshayskaya D14/486
- D841,660 S * 2/2019 Mercado D14/485
- D845,977 S * 4/2019 Mok D14/486
- D857,037 S * 8/2019 Hansen D14/486
- D870,140 S * 12/2019 Kane D14/487
- D870,141 S * 12/2019 Bowden D14/488
- D871,426 S * 12/2019 Kim D14/486
- 10,496,267 B2 * 12/2019 Luo G06F 3/0488

* cited by examiner

Primary Examiner — Darlington Ly

Assistant Examiner — Katherine A Holbrow

(74) *Attorney, Agent, or Firm* — BakerHostetler

(57) **CLAIM**

We claim the ornamental design for a display screen or portion thereof with an animated graphical user interface, as shown and described.

DESCRIPTION

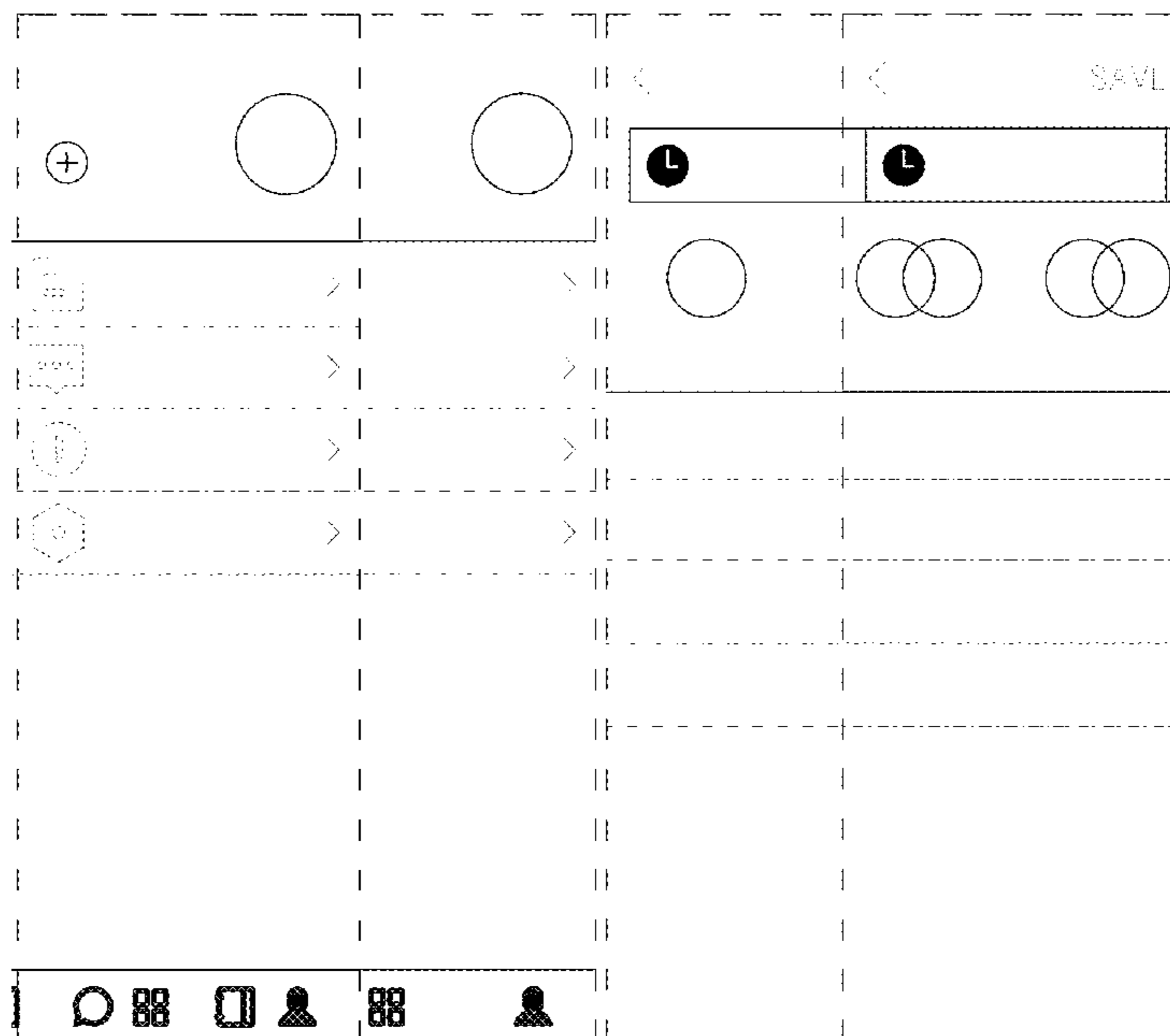
FIG. 1 is a front view of a first image in a sequence for a display screen or portion thereof with an animated graphical user interface showing our new design; and,

FIG. 2 is a front view of a second image thereof.

The outermost broken line rectangle shows the display screen or portion thereof. All other broken lines show portions of the graphical user interface and form no part of the claimed design.

The appearance of the transitional image sequentially transitions between the images shown in FIGS. 1-2. The process or period in which one image transitions to another forms no part of the claimed design.

1 Claim, 1 Drawing Sheet



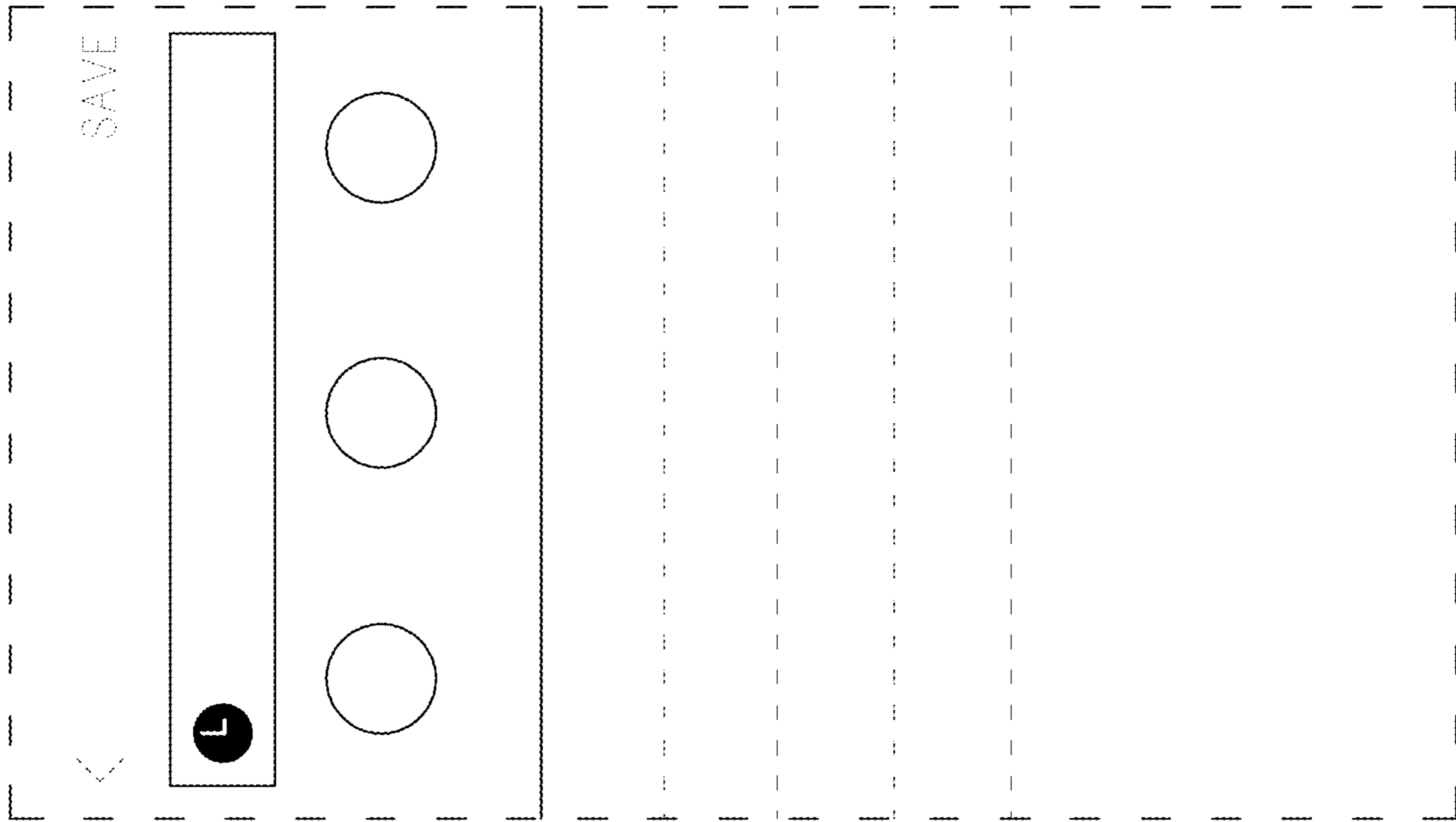


FIG. 1




FIG. 2