



US00D893518S

(12) **United States Design Patent** (10) **Patent No.:** **US D893,518 S**
Ogawa et al. (45) **Date of Patent:** **** Aug. 18, 2020**

(54) **DISPLAY SCREEN WITH GRAPHICAL USER INTERFACE**

(71) Applicant: **Mitsubishi Electric Corporation,**
Tokyo (JP)

(72) Inventors: **Kenichi Ogawa,** Tokyo (JP); **Ryosuke Goto,** Tokyo (JP); **Yoshihito Takigawa,** Tokyo (JP)

(73) Assignee: **Mitsubishi Electric Corporation,**
Tokyo (JP)

(**) Term: **15 Years**

(21) Appl. No.: **29/678,603**

(22) Filed: **Jan. 30, 2019**

(30) **Foreign Application Priority Data**

Aug. 31, 2018 (JP) 2018-018969

(51) **LOC (12) Cl.** **14-04**

(52) **U.S. Cl.**
USPC **D14/485**

(58) **Field of Classification Search**
USPC D14/485-495; D20/10, 11, 22-33, 39,
D20/40; D5/20, 26, 30, 40, 63-65
CPC G06F 3/048-04897; G06F 11/324; G01C
21/04; G01C 21/36; B61L 15/00; B61L
25/02; B61L 27/00; H04N 21/414; H04N
21/2146
See application file for complete search history.

(56) **References Cited**

U.S. PATENT DOCUMENTS

5,689,669 A * 11/1997 Lynch G06F 3/0481
715/776
5,847,709 A * 12/1998 Card G06F 3/04815
715/850

D449,050 S * 10/2001 Graham D14/486
D697,938 S * 1/2014 Lee D14/486
D710,384 S * 8/2014 Umezawa D14/493
D711,908 S * 8/2014 Lacour D14/487
D750,116 S * 2/2016 Kim D14/486
D763,305 S * 8/2016 Hashimoto D14/488
D785,660 S * 5/2017 Kim D14/486
2008/0216009 A1 * 9/2008 Drallos G06F 3/0483
715/776
2012/0311438 A1 * 12/2012 Cranfill G06F 3/0483
715/256
2013/0211670 A1 * 8/2013 Morimoto B61L 15/009
701/36
2013/0268886 A1 * 10/2013 Sureshkumar G06Q 10/025
715/810
2017/0346786 A1 * 11/2017 Morimoto H04L 41/048

* cited by examiner

Primary Examiner — Cathron C Brooks

Assistant Examiner — Ian F Whitmore

(74) *Attorney, Agent, or Firm* — Stuebaker & Brackett
PC

(57) **CLAIM**

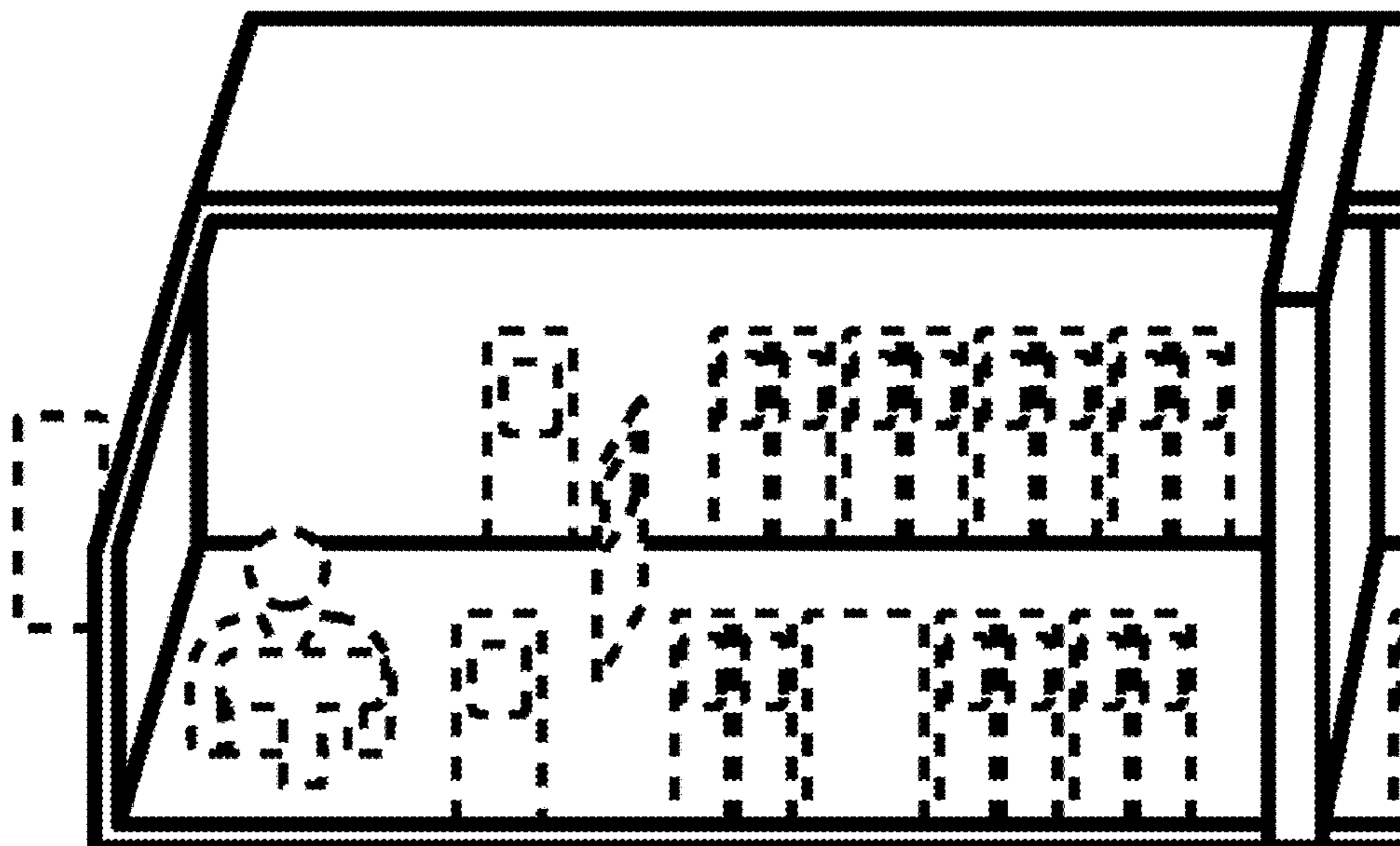
The ornamental design for a display screen with graphical user interface, as shown and described.

DESCRIPTION

FIG. 1 is a front view of a display screen with graphical user interface, showing our new design; and, FIG. 2 is an enlarged view of the portion shown within the dot-dash-line boundary in FIG. 1.

The dot-dash lines illustrate the bounds of the claimed design and form no part thereof. The outermost broken lines illustrate a display screen or portion thereof and form no part of the claimed design. The remaining broken lines illustrate portions of a graphical user interface and form no part of the claimed design.

1 Claim, 2 Drawing Sheets



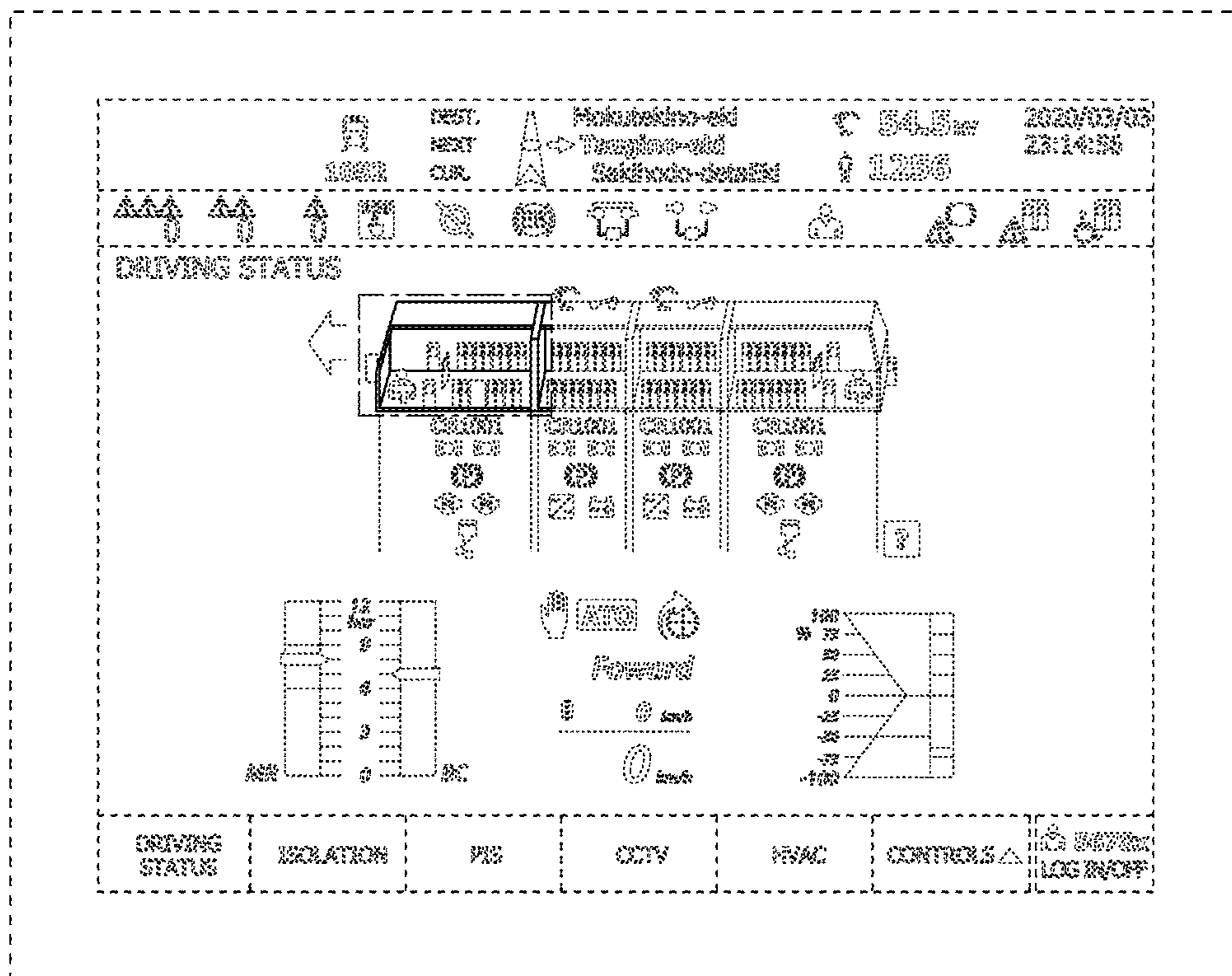


FIG. 1

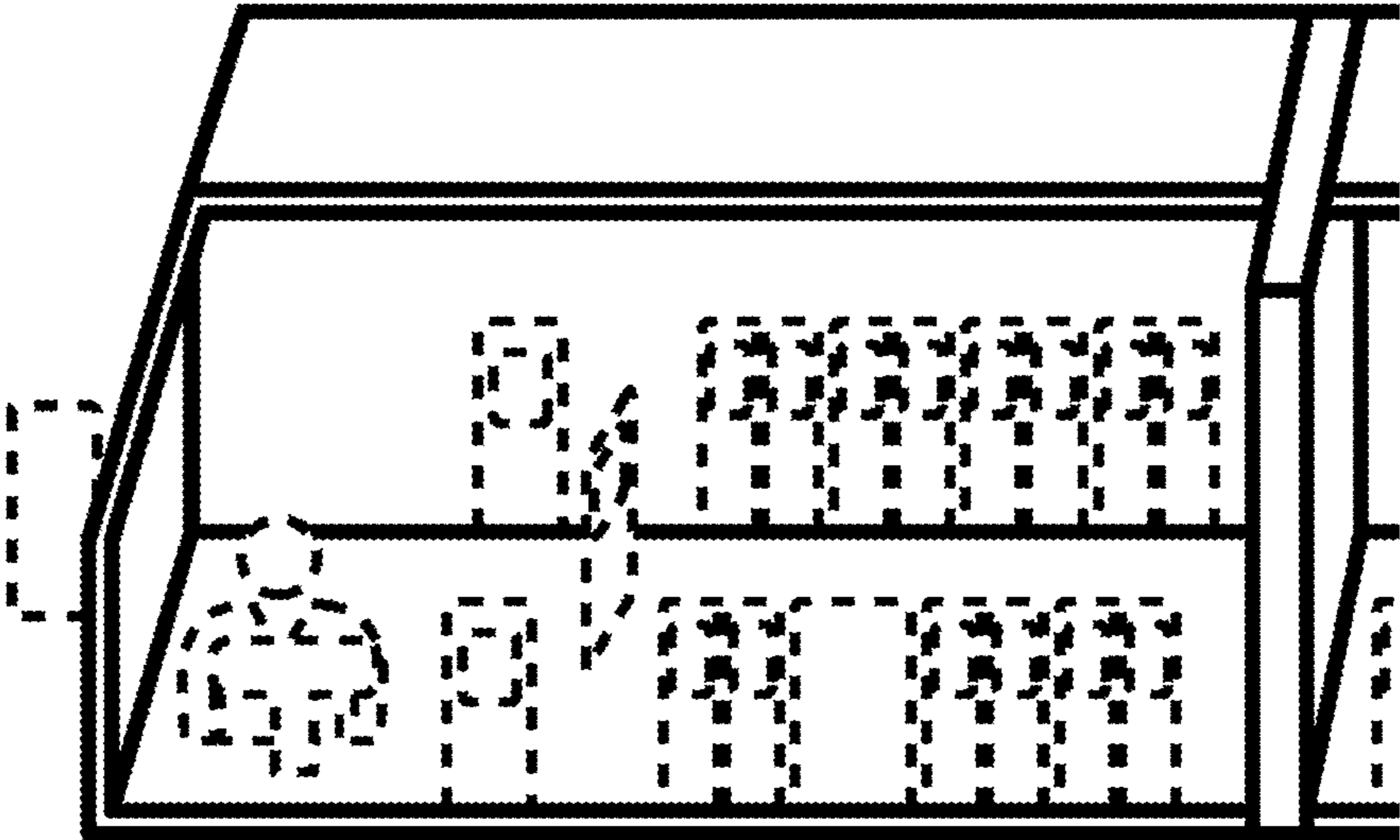


FIG. 2