

US00D893461S

(12) **United States Design Patent**  
**Gu et al.**

(10) **Patent No.:** **US D893,461 S**

(45) **Date of Patent:** **\*\* Aug. 18, 2020**

(54) **WIRELESS EARPHONE**

(71) Applicant: **DONGGUAN GOLDSTEP ELECTRONICS CO., LTD.**,  
Dongguan, Guangdong (CN)

(72) Inventors: **Hong Gu**, Dongguan (CN); **Li Mi**,  
Dongguan (CN)

(73) Assignee: **DONGGUAN GOLDSTEP ELECTRONICS CO., LTD.**,  
Dongguan, Guangdong (CN)

(\*\*) Term: **15 Years**

(21) Appl. No.: **29/691,899**

(22) Filed: **May 21, 2019**

(51) **LOC (12) Cl.** ..... **14-01**

(52) **U.S. Cl.**

USPC ..... **D14/223**; D14/205

(58) **Field of Classification Search**

USPC ..... D14/223, 205, 206; D24/174; 128/864,  
128/865, 866; 181/129, 130, 135;  
379/430, 431; 381/380, 381, 322-324,  
381/330; 455/90.3, 575, 1, 569.1

CPC ..... H04R 1/10; H04R 25/00; H04R 1/1016;  
H04R 1/1066; H04R 5/033; H04R  
5/0335; H04R 1/1091; H04R 1/1058;  
H04R 1/105; H04R 1/1083

See application file for complete search history.

(56) **References Cited**

**U.S. PATENT DOCUMENTS**

D687,021 S \* 7/2013 Yuen ..... D14/223  
D735,169 S \* 7/2015 Shieh ..... D14/223

D773,439 S \* 12/2016 Walker ..... D14/205  
D808,934 S \* 1/2018 Tang ..... D14/223  
10,104,487 B2 \* 10/2018 Kingscott ..... H04R 29/001  
D845,932 S \* 4/2019 Lu ..... D14/223  
D847,126 S \* 4/2019 Loermann ..... D14/223  
10,455,313 B2 \* 10/2019 Boesen ..... H04R 1/1041  
10,460,095 B2 \* 10/2019 Boesen ..... H04R 1/1041  
D868,752 S \* 12/2019 Zhu ..... D14/223  
10,582,328 B2 \* 3/2020 Milevski ..... H04R 1/1016  
10,587,943 B2 \* 3/2020 Boesen ..... H04R 1/1025  
10,598,506 B2 \* 3/2020 Ilse ..... G01C 21/3629

\* cited by examiner

*Primary Examiner* — Katie Jane Stofko

(74) *Attorney, Agent, or Firm* — Leong C. Lei


(57) **CLAIM**

The ornamental design for a wireless earphone, as shown and described.


**DESCRIPTION**

FIG. 1 is a perspective view of a wireless earphone showing my present design;  
FIG. 2 is a front view thereof;  
FIG. 3 is a rear view thereof;  
FIG. 4 is a left side view thereof;  
FIG. 5 is a right side view thereof;  
FIG. 6 is a top view thereof; and,  
FIG. 7 is a bottom view thereof.


**1 Claim, 4 Drawing Sheets**









**FIG. 1**



**FIG. 2**



**FIG. 3**




**FIG. 4**




**FIG. 5**





**FIG. 6**



**FIG. 7**