



US00D893456S

(12) **United States Design Patent** (10) **Patent No.:** **US D893,456 S**
Fischer et al. (45) **Date of Patent:** **** Aug. 18, 2020**

(54) **LOUDSPEAKER**

(71) Applicant: **Harman International Industries, Incorporated**, Northridge, CA (US)
(72) Inventors: **Joshua Fischer**, Shenzhen (CN); **Fenonson Zafimahova**, Shenzhen (CN)
(73) Assignee: **Harman International Industries, Incorporated**, Northridge, CA (US)

(**) Term: **15 Years**

(21) Appl. No.: **29/623,159**

(22) Filed: **Oct. 23, 2017**

Related U.S. Application Data

(63) Continuation of application No. 29/538,461, filed on Sep. 3, 2015, now Pat. No. Des. 800,699.

(51) **LOC (12) Cl.** **14-03**

(52) **U.S. Cl.**
USPC **D14/216**

(58) **Field of Classification Search**

USPC D14/167, 168, 170-172, 188, 194-196, D14/204, 207, 209.1, 210-216, 219, 221, D14/222, 224, 239, 496
CPC B60R 11/0217; G06F 1/1688; G10K 9/22; G10K 11/004; H03F 1/327; H04M 1/03; H04M 1/035; H04N 5/642; H04N 21/4852; H04R 1/02; H04R 1/06; H04R 1/021; H04R 1/025; H04R 1/026; H04R 1/028; H04R 1/105; H04R 1/323; H04R 1/403; H04R 1/2803; H04R 1/2834; H04R 5/02; H04R 7/20; H04R 9/06; H04R 9/025; H04R 2201/021; H04R 2400/00; H04R 2400/07; H04R 2499/11; H04R 2499/13; H04R 2499/15; H04S 3/00; H04S 7/30

See application file for complete search history.

(56) **References Cited**

U.S. PATENT DOCUMENTS

D685,765 S 7/2013 Yagihashi et al.
D698,753 S 2/2014 Yiu et al.
D715,262 S 10/2014 Nakamura
D718,279 S 11/2014 Yoon et al.
D722,595 S 2/2015 Mackiewicz et al.
D726,155 S 4/2015 Cheng et al.
D726,684 S 4/2015 Schmiedbauer
D726,686 S 4/2015 Yoon
D742,358 S 11/2015 Alves et al.

(Continued)

FOREIGN PATENT DOCUMENTS

CN 304369257 11/2017
CN 304629968 5/2018

(Continued)

Primary Examiner — Keli L Hill

(74) *Attorney, Agent, or Firm* — Plumsea Law Group, LLC

(57) **CLAIM**

The ornamental design for a loudspeaker, as shown and described.

DESCRIPTION

FIG. 1 is a perspective view of a loudspeaker showing our new design;

FIG. 2 is a front elevational view thereof;

FIG. 3 is a rear elevational view thereof;

FIG. 4 is a side elevational view of one side thereof;

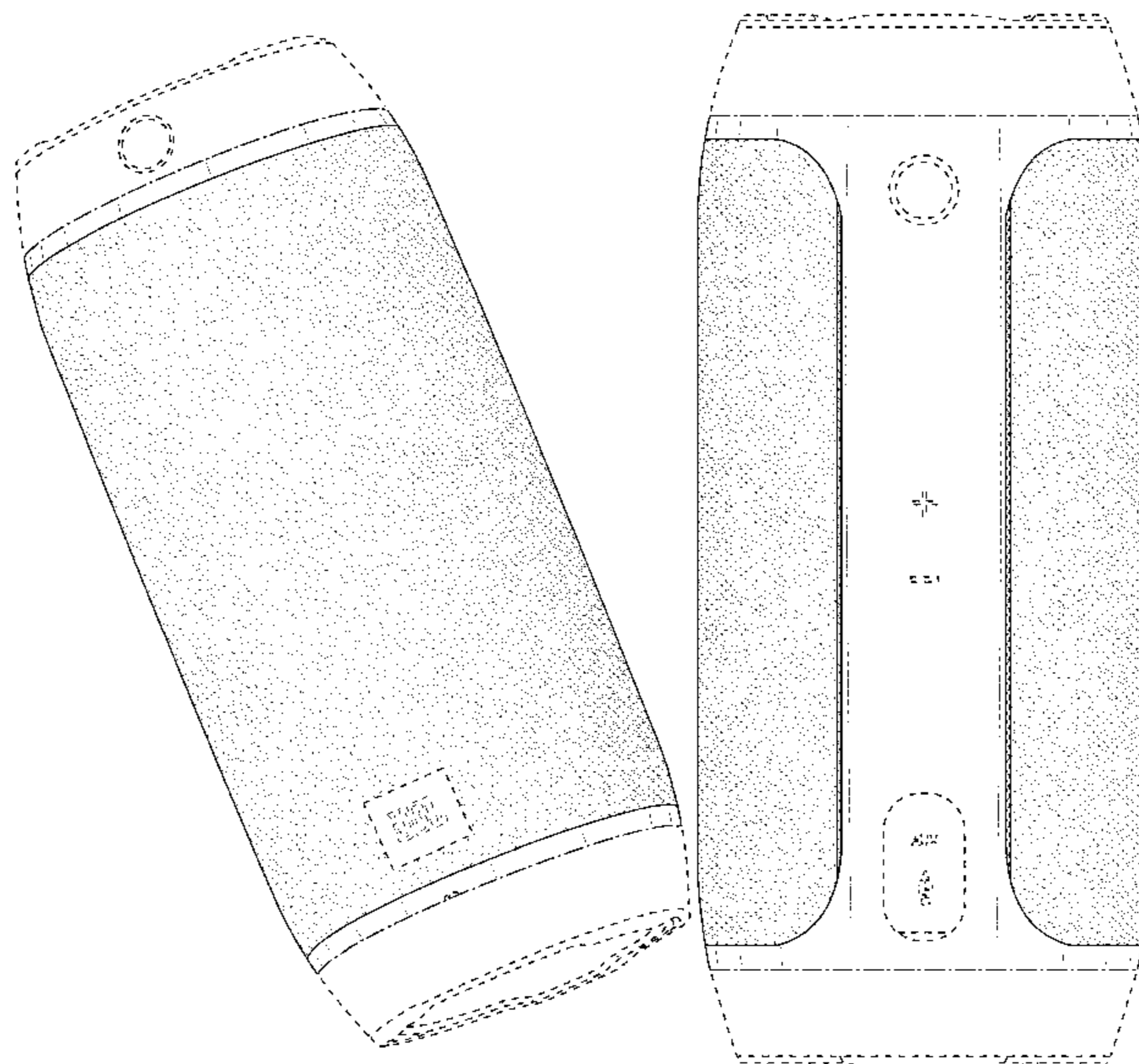
FIG. 5 is a side elevational view of the opposite side thereof;

FIG. 6 is a top plan view thereof; and,

FIG. 7 is a bottom plan view thereof.

The dot-dash broken lines represent the bounds of the claimed design while all other broken lines are included for the purpose of illustrating unclaimed portions of the loudspeaker; the broken lines form no part of the claimed design.

1 Claim, 7 Drawing Sheets



(56)

References Cited

U.S. PATENT DOCUMENTS

D748,074 S	1/2016	Schmiedbauer	
D748,076 S	1/2016	Yoon	
D750,597 S	3/2016	Fischer et al.	
D753,630 S	4/2016	Kim	
D759,632 S	6/2016	Fischer et al.	
D762,621 S	8/2016	Bolton	
D763,831 S	8/2016	Cherry, II	
D778,956 S	2/2017	Langhammer et al.	
D788,070 S	5/2017	Lukic et al.	
D849,718 S *	5/2019	Park	D14/216
D852,779 S *	7/2019	Schmiedbauer	D14/210
D860,171 S *	9/2019	Schmiedbauer	D14/219
D868,022 S *	11/2019	Distefano	D14/204
D868,033 S *	11/2019	Luo	D14/216
D874,426 S *	2/2020	Kim	D14/204
D880,455 S *	4/2020	Wahlgren	D14/216

FOREIGN PATENT DOCUMENTS

CN	304646800	5/2018
CN	304747076	7/2018
EM	005617081-0001	8/2018
EM	005629169-0002	9/2018

* cited by examiner

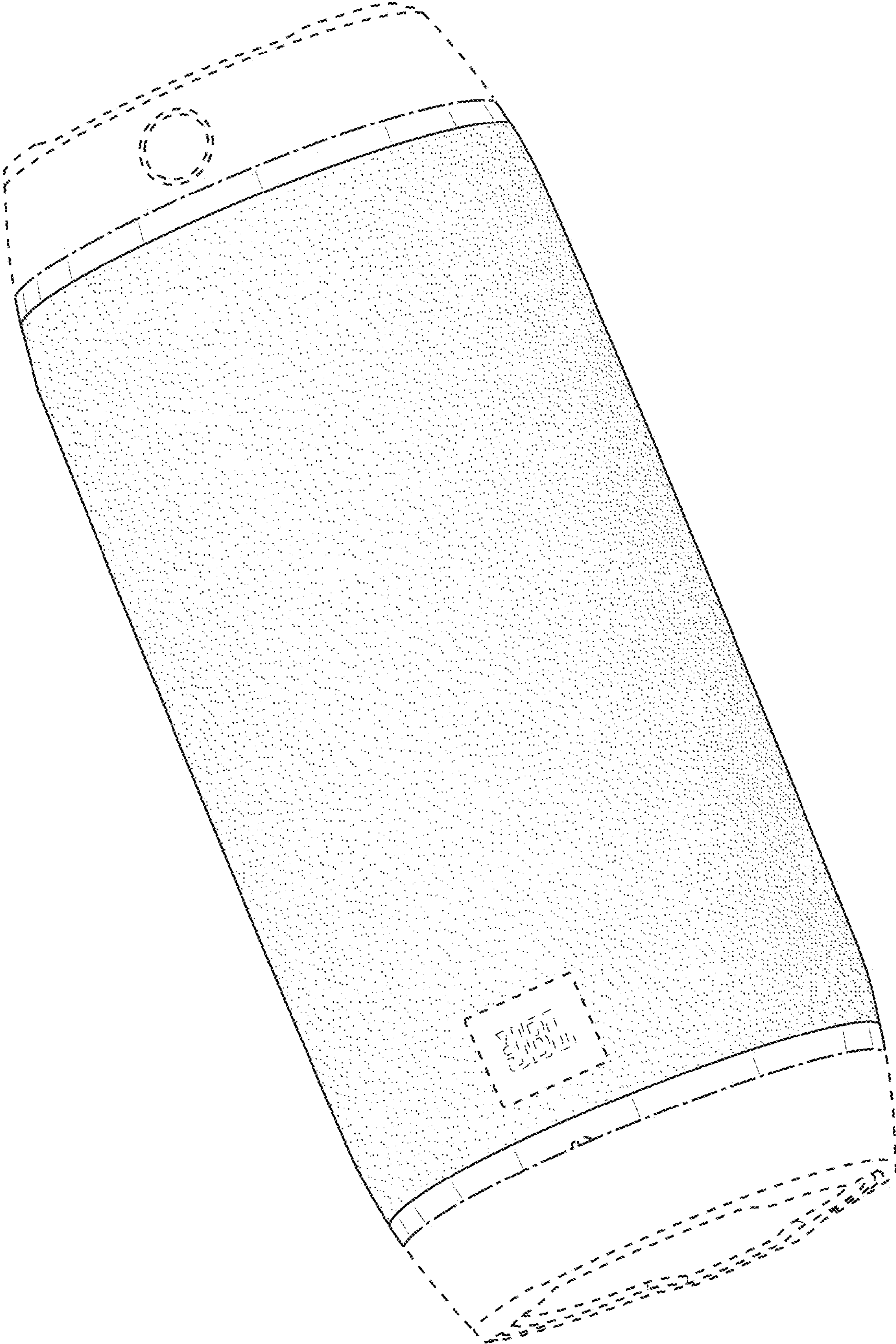


FIG. 1




FIG. 2

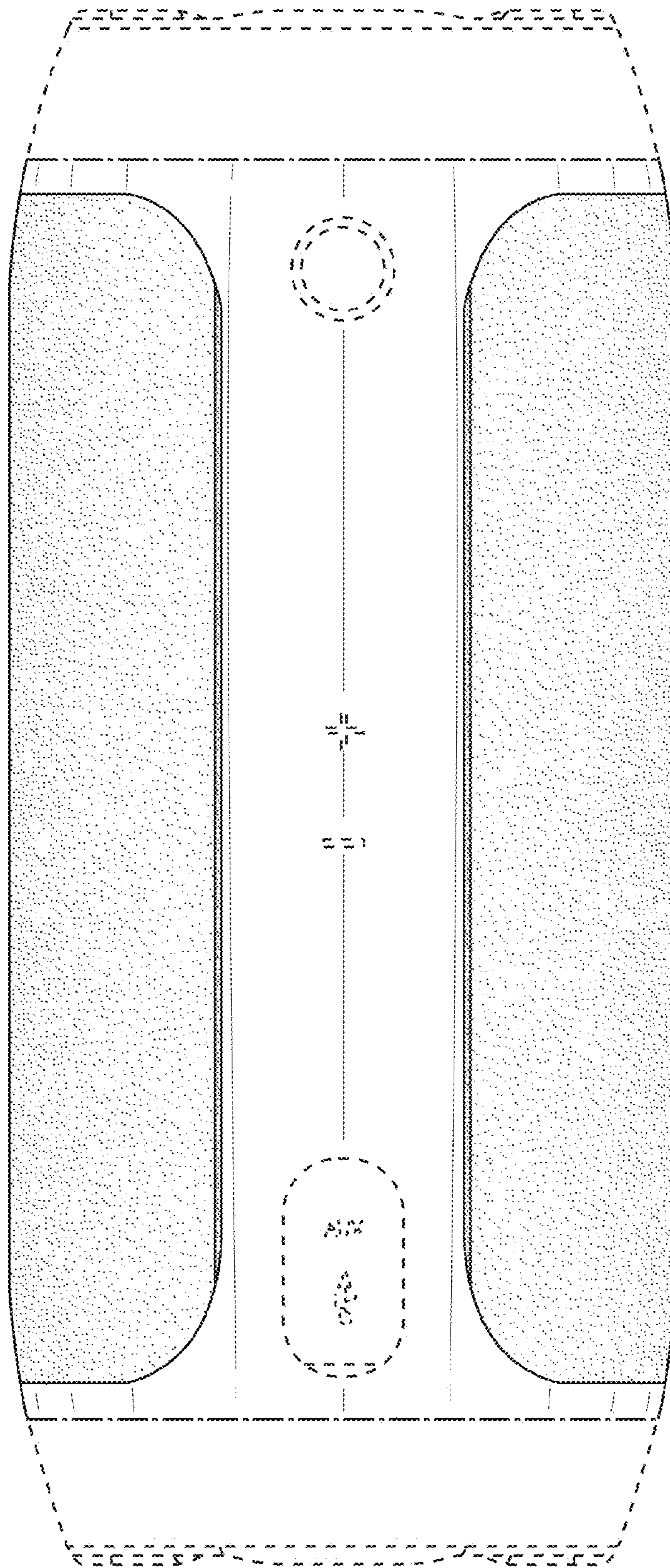


FIG. 3




FIG. 4




FIG. 5

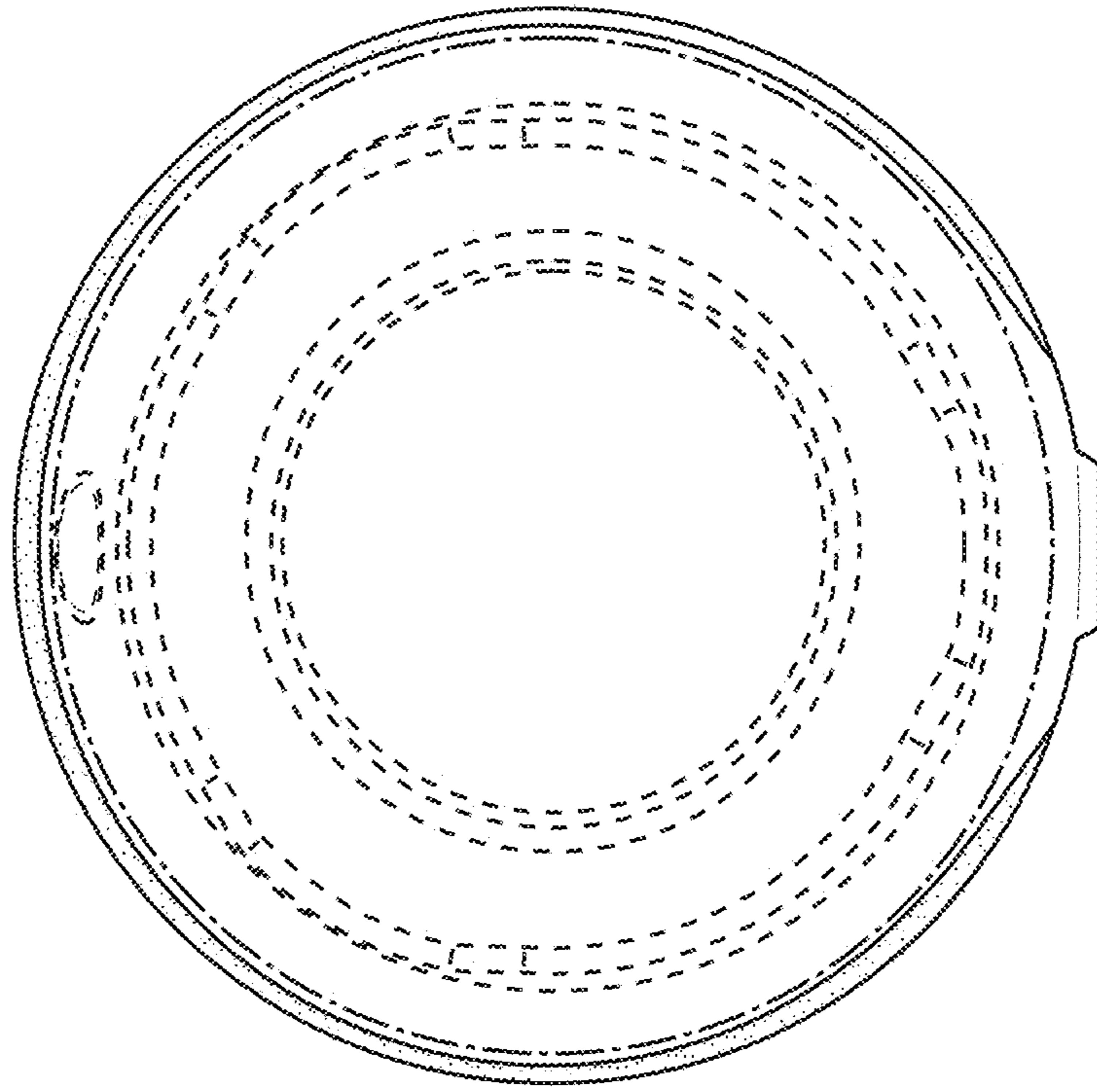


FIG. 6

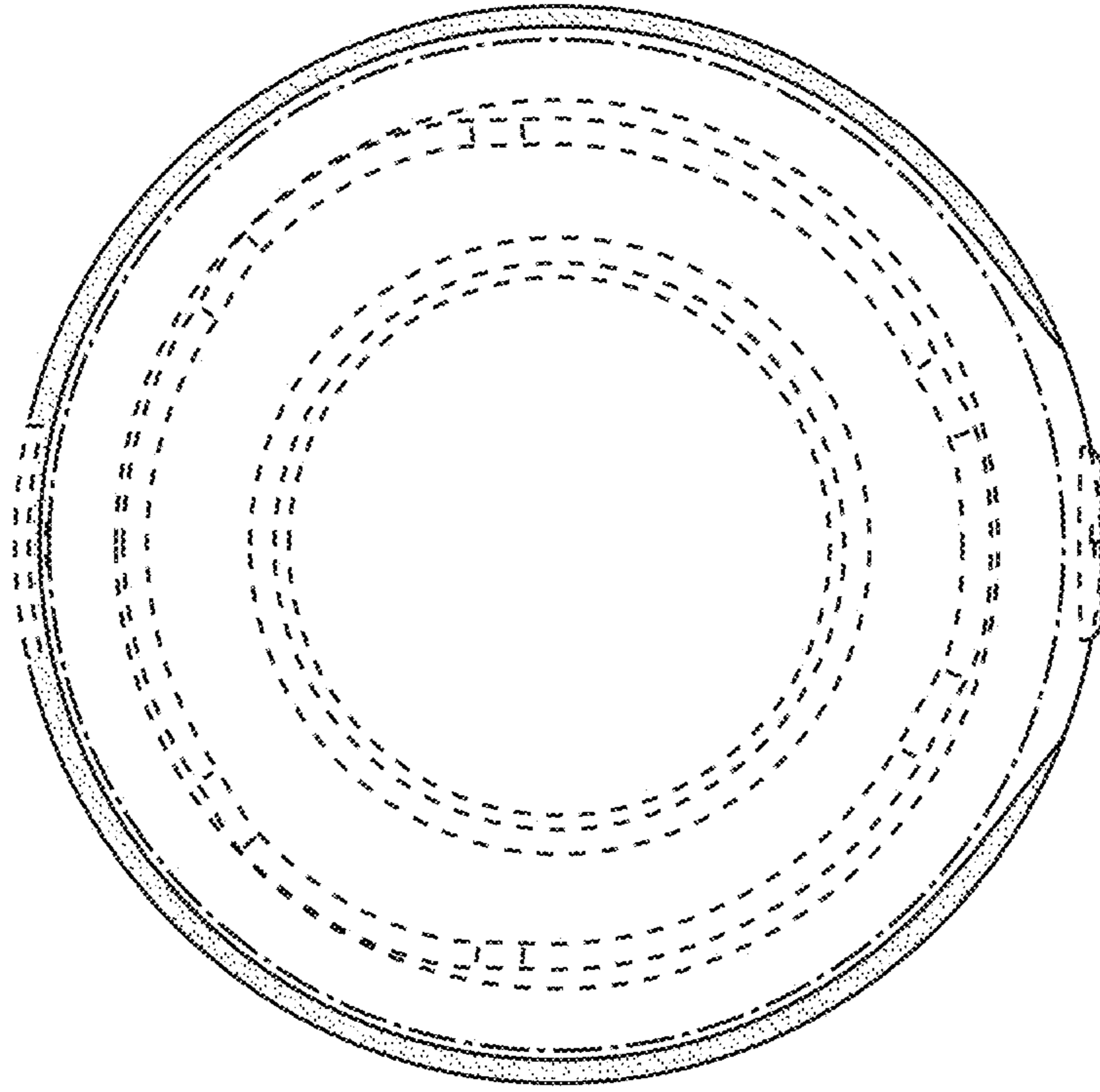


FIG. 7