



US00D893450S

(12) **United States Design Patent**
Matsubara et al.

(10) **Patent No.:** **US D893,450 S**

(45) **Date of Patent:** **** Aug. 18, 2020**

(54) **HEADPHONE**

(71) Applicant: **Audio-Technica Corporation**, Tokyo (JP)

(72) Inventors: **Sayo Matsubara**, Kanagawa (JP); **Takaya Nagamine**, Tokyo (JP); **Stefan Wennerström**, Stockholm (SE); **Naoto Nakamura**, Stockholm (SE); **Takashi Nara**, Kanagawa (JP)

(73) Assignee: **Audio-Technica Corporation**, Tokyo (JP)

(**) Term: **15 Years**

(21) Appl. No.: **29/651,722**

(22) Filed: **Feb. 4, 2019**

(30) **Foreign Application Priority Data**

May 15, 2018 (JP) 2018-017831

(51) **LOC (12) Cl.** **14-01**

(52) **U.S. Cl.**
USPC **D14/205**

(58) **Field of Classification Search**
USPC D14/205, 188, 192; D29/112; 2/209; 181/129, 130, 135; 379/430, 431; 381/380, 381, 374, 370, 371; 455/90.3, 455/575.1, 569.1

CPC H04R 1/1066; H04R 1/1016; H04R 25/00; H04R 5/033; H04R 5/0335; H04R 1/1091; H04R 1/1058; H04R 1/105

See application file for complete search history.

(56) **References Cited**

U.S. PATENT DOCUMENTS

3,272,926 A * 9/1966 Falkenberg H04R 1/1008
381/372
D229,833 S * 1/1974 Woodbury D14/205

3,787,899 A * 1/1974 Krawagna H04R 1/1066
2/209

D255,352 S * 6/1980 Besasie D14/205

4,982,592 A * 1/1991 Simon B21C 23/14
72/260

D328,074 S * 7/1992 Yamazaki D14/205
(Continued)

FOREIGN PATENT DOCUMENTS

CN 305485203 * 2/2019

EM 006253605-0001 * 2/2019

(Continued)

Primary Examiner — Paula Allen Greene

(74) *Attorney, Agent, or Firm* — W&C IP

(57) **CLAIM**

The ornamental design for a headphone, as shown and described.

DESCRIPTION

The patent or application file contains at least one drawing executed in color. Copies of this patent or patent application publication with color drawings will be provided by the Office upon request and payment of the necessary fee.

FIG. 1 is a perspective view of a headphone showing the new design;

FIG. 2 is a front elevational view of the headphone;

FIG. 3 is a rear elevational view of the headphone;

FIG. 4 is a top plan view of the headphone;

FIG. 5 is a bottom plan view of the headphone;

FIG. 6 is a left side elevational view of the headphone;

FIG. 7 is a right side elevational view of the headphone; and,

FIG. 8 is a front elevational view with the headphone in a rotated position.

The broken lines and ghosted areas depict environment that forms no part of the claimed design.

1 Claim, 8 Drawing Sheets
(8 of 8 Drawing Sheet(s) Filed in Color)



(56)

References Cited

U.S. PATENT DOCUMENTS

D353,818 S 12/1994 Nakamura
 D375,584 S * 11/1996 Westerdal D29/112
 D410,466 S * 6/1999 Mouri D14/205
 D484,485 S * 12/2003 Matsuoka D14/205
 D491,163 S * 6/2004 Green D14/205
 D512,708 S * 12/2005 Harris, Jr. D14/205
 7,020,902 B1 * 4/2006 Tyler A61F 11/14
 2/209
 D532,407 S * 11/2006 Motoishi D14/205
 D540,301 S * 4/2007 Obata D14/205
 D541,255 S * 4/2007 Taylor D14/205
 D563,382 S * 3/2008 Wikel D14/205
 D573,581 S * 7/2008 Gondo D14/205
 D581,394 S * 11/2008 Lee D14/205
 D585,871 S * 2/2009 Lee D14/205
 D592,639 S * 5/2009 Kuh D14/205
 D594,847 S * 6/2009 Suzuki D14/205
 D620,474 S * 7/2010 Komiyama D14/205
 D635,959 S * 4/2011 Hutchieson D14/205
 D639,776 S * 6/2011 Arimoto D14/205
 D665,775 S * 8/2012 Katsumata D14/205
 D678,860 S * 3/2013 Hagelin D14/205
 D683,329 S * 5/2013 Hagelin D14/205
 D691,579 S * 10/2013 Lee D14/205
 D705,750 S * 5/2014 Wu H04R 1/1066
 D14/205
 8,737,668 B1 * 5/2014 Blair H04R 1/1066
 381/378
 D706,240 S * 6/2014 Szymanski H04R 1/1066
 D14/205
 D706,241 S * 6/2014 Szymanski H04R 1/1066
 D14/205
 D716,762 S * 11/2014 Greve D14/206
 D719,136 S * 12/2014 Schaal D14/205
 D721,052 S * 1/2015 Carr D14/205

D729,194 S * 5/2015 Boeckel D14/205
 D734,297 S * 7/2015 Sasaki D14/205
 D737,799 S * 9/2015 Carr D14/205
 D741,289 S * 10/2015 Schaal D14/205
 D758,337 S * 6/2016 Szymanski D14/205
 D761,761 S * 7/2016 Ando D14/205
 D763,821 S * 8/2016 Leopardi D14/205
 D765,055 S * 8/2016 Hsieh D14/205
 D767,531 S * 9/2016 Szymanski D14/205
 D768,110 S * 10/2016 Suzuki D14/205
 D784,298 S * 4/2017 Ozawa D14/223
 D787,470 S * 5/2017 Kelly D14/205
 D800,691 S * 10/2017 Ando D14/205
 D811,365 S * 2/2018 Czaniecki D14/205
 D815,614 S * 4/2018 Tzeng D14/205
 D822,635 S * 7/2018 Ando D14/205
 D834,557 S * 11/2018 Hardi D14/205
 D838,687 S * 1/2019 Wu D14/205
 D851,627 S * 6/2019 ter Laag D14/205
 D852,163 S * 6/2019 Nagamine D14/205
 D854,511 S * 7/2019 Yashiro D14/205
 D864,152 S * 10/2019 Liu D14/205
 D865,706 S * 11/2019 Li D14/205
 D867,328 S * 11/2019 Bian D14/205
 D871,367 S * 12/2019 Zhijun D14/205
 D872,047 S * 1/2020 Luo D14/205
 2008/0069391 A1 * 3/2008 Steyn H04R 1/1025
 381/371
 2010/0310093 A1 * 12/2010 Semcken H04R 1/1058
 381/104
 2017/0041697 A1 * 2/2017 Levine H04R 1/1033
 2018/0109866 A1 * 4/2018 Tsuihiji H04R 1/1008

FOREIGN PATENT DOCUMENTS

EM 006253605-0002 * 2/2019
 EM 006383576-0004 * 4/2019
 JP D1602513 * 3/2018

* cited by examiner



Figure 1



Figure 2



Figure 3




Figure 4




Figure 5




Figure 6



Figure 7



Figure 8