



US00D893439S

(12) **United States Design Patent** (10) **Patent No.:** **US D893,439 S**
Vasoya et al. (45) **Date of Patent:** **** Aug. 18, 2020**

(54) **CIRCUIT BOARD HAVING ARRANGEMENTS OF LIGHT-EMITTING DIODES**

(71) Applicant: **Adura LED Solutions LLC**, Corona, CA (US)

(72) Inventors: **Kalu K. Vasoya**, Corona, CA (US); **Abdullah Aslami**, Corona, CA (US); **Ghanshyambhai Ramani**, Miraloma, CA (US)

(**) Term: **15 Years**

(21) Appl. No.: **29/689,950**

(22) Filed: **May 3, 2019**

Related U.S. Application Data

(60) Division of application No. 29/671,546, filed on Nov. 28, 2018, now Pat. No. Des. 856,948, which is a continuation-in-part of application No. 29/646,677, filed on May 7, 2018, now Pat. No. Des. 837,171.

(51) **LOC (12) Cl.** **13-03**

(52) **U.S. Cl.**
USPC **D13/182**

(58) **Field of Classification Search**
USPC D10/80, 103; D13/110, 133, 139, 154, D13/173, 182; D14/217, 432, 433
CPC H01L 20/4238; H01L 23/528; H01L 29/0696; H01L 29/1095; H01L 29/417; H01L 29/66068; H01L 29/1608; H01L 29/7395; H01L 29/7802; H01L 29/66325; H01L 29/66348; H01L 29/161; H01L 29/162; H01L 29/163; H01L 29/164; H01L 29/165; H01L 29/166; H01L 29/167; H01L 21/18; H01L 21/19; H01L 21/20; H01L 21/21; H01L 21/22; H01L 21/23; H01L 21/24; H01L 21/25; H01L 21/26; H01L 21/27; H01L 21/28; H01L 21/29; H01L 21/30

See application file for complete search history.

(56) **References Cited**

U.S. PATENT DOCUMENTS

D523,403 S *	6/2006	Mizukoshi	D13/182
D648,290 S *	11/2011	Mori	D13/182
D665,518 S	8/2012	Takahashi		
D669,603 S	10/2012	Miyashita		
D674,760 S *	1/2013	Mochizuki	D13/182
D713,362 S	9/2014	Sinai		
D717,254 S *	11/2014	Jo	D13/182
D729,250 S *	5/2015	Han	D14/436
D747,008 S	1/2016	Kim		
D751,998 S	3/2016	Hockman		
D774,474 S	12/2016	Li		
D777,124 S *	1/2017	Hasegawa	D13/182

(Continued)

OTHER PUBLICATIONS

U.S. Appl. No. 29/646,677, Vasoya.

Primary Examiner — Susan Bennett Hattan

Assistant Examiner — Suzanne E Tisdell

(74) *Attorney, Agent, or Firm* — Mitchell Law PLLC; Matthew W. Mitchell

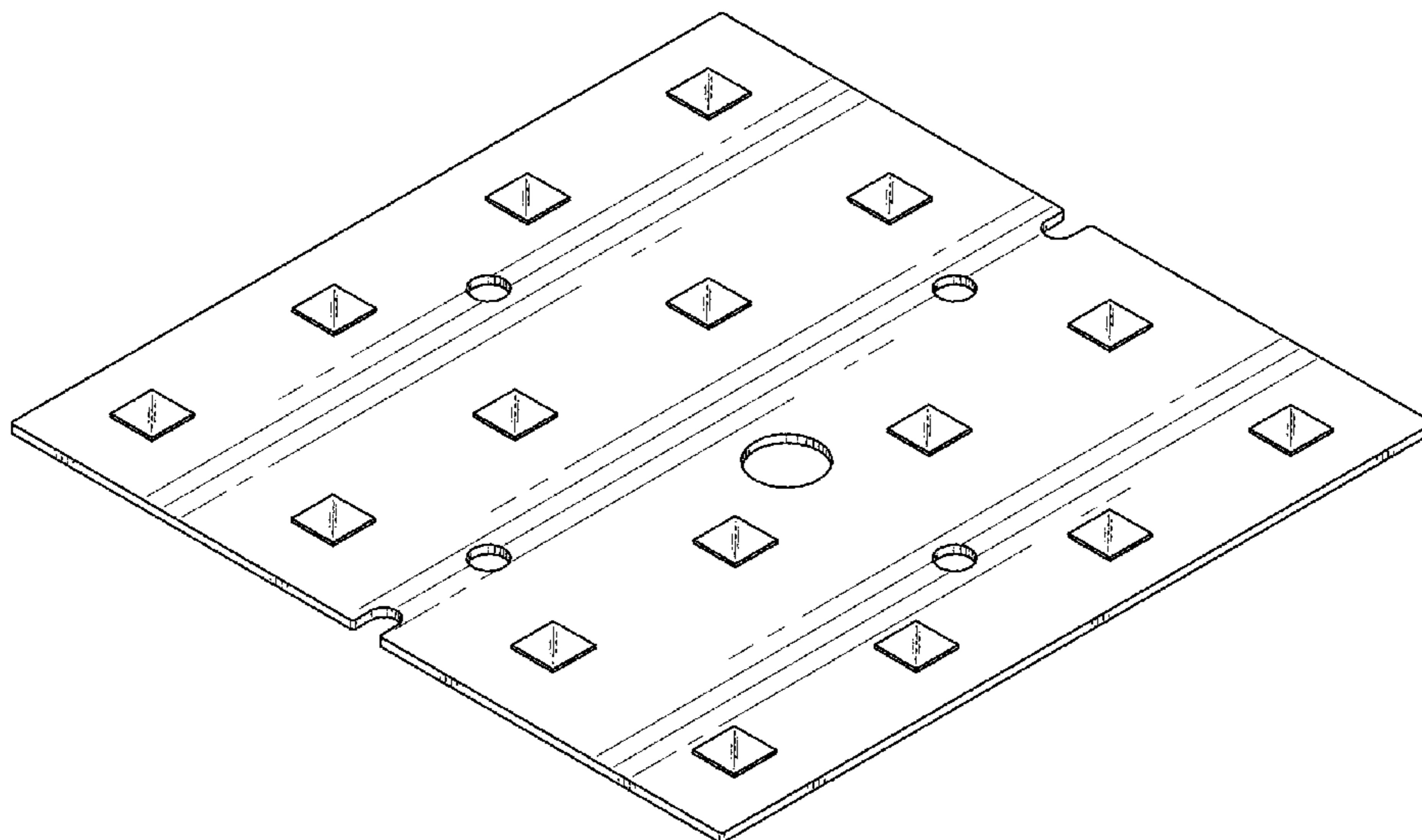
(57) **CLAIM**

The ornamental design for a circuit board having arrangements of light-emitting diodes, as shown and described.

DESCRIPTION

FIG. 1 is a front isometric view of the circuit board having arrangements of light-emitting diodes of the present invention; FIG. 2 is a top view thereof; FIG. 3 is a left-side view thereof, the right-side view being a mirror image thereof; and, FIG. 4 is a front-side view thereof, the rear view being a mirror image thereof.

1 Claim, 4 Drawing Sheets



(56)

References Cited

U.S. PATENT DOCUMENTS

D783,550 S * 4/2017 Hasegawa D13/182
D796,978 S * 9/2017 Kawashima D10/80
D797,066 S 9/2017 Zhang
D839,220 S * 1/2019 Domon D13/182
D845,921 S * 4/2019 Saito D13/182
D859,334 S * 9/2019 Yokoyama D13/182
D864,884 S * 10/2019 Yoneyama D13/182
10,510,626 B2 * 12/2019 Braun H01L 21/3065
D873,227 S * 1/2020 Yoneyama D13/182
10,546,825 B2 * 1/2020 Hsu H01Q 1/2283
10,553,559 B2 * 2/2020 Besshi H01L 23/4922
10,557,191 B2 * 2/2020 Nishida C23C 14/042
10,600,744 B2 * 3/2020 Chikamatsu H01L 23/645
10,600,789 B2 * 3/2020 Ha H01L 27/10817
10,605,828 B2 * 3/2020 Kung G01R 31/2865
10,636,703 B2 * 4/2020 Jeong H01L 23/528
10,644,115 B2 * 5/2020 Oshima H01L 21/02565
10,651,050 B2 * 5/2020 Nakano H01L 25/0657
10,672,878 B2 * 6/2020 Ohoka H01L 29/41741

* cited by examiner

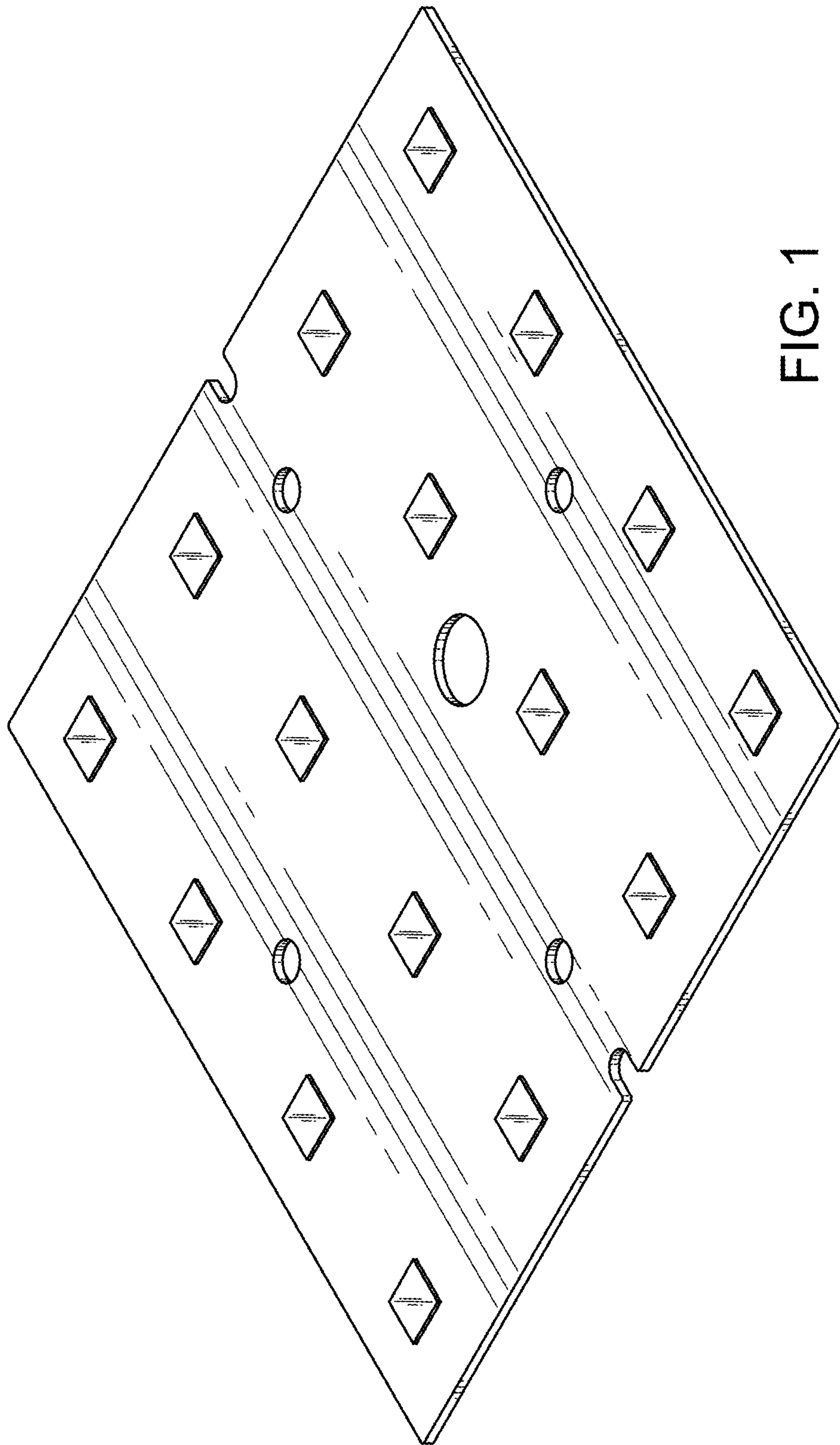


FIG. 1

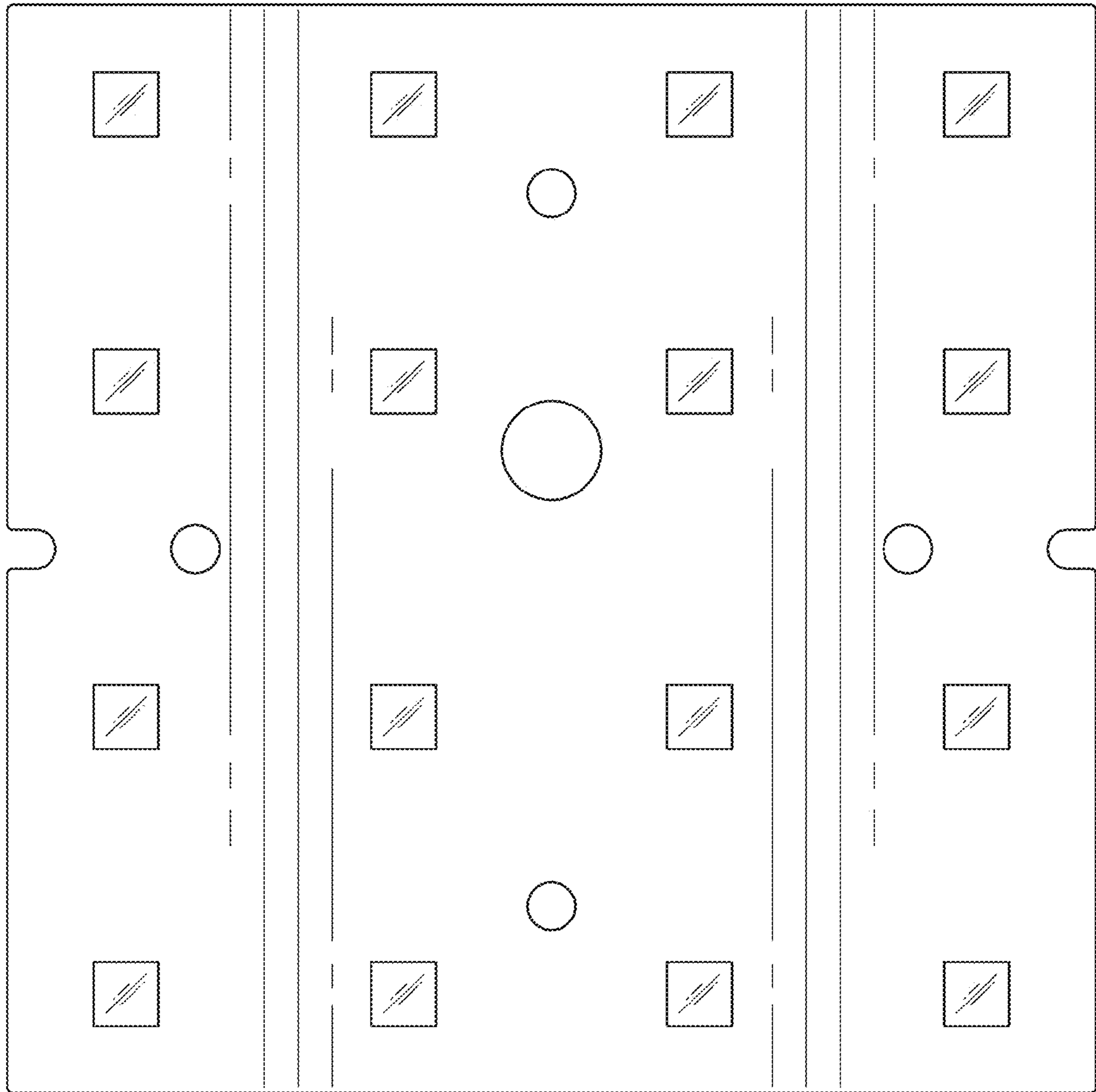


FIG. 2




FIG. 3



FIG. 4