



US00D893438S

(12) **United States Design Patent**
Hasegawa et al.

(10) **Patent No.:** **US D893,438 S**

(45) **Date of Patent:** **** Aug. 18, 2020**

(54) **WAFER BOAT**

(71) Applicant: **Tokyo Electron Limited**, Tokyo (JP)

(72) Inventors: **Tomoya Hasegawa**, Iwate (JP); **Koichi Shimada**, Iwate (JP)

(73) Assignee: **Tokyo Electron Limited**, Tokyo (JP)

(**) Term: **15 Years**

(21) Appl. No.: **29/635,787**

(22) Filed: **Feb. 2, 2018**

(30) **Foreign Application Priority Data**

Aug. 21, 2017 (JP) 2017-017840

(51) **LOC (12) Cl.** **13-03**

(52) **U.S. Cl.**
USPC **D13/182**

(58) **Field of Classification Search**
USPC D13/182; D15/144, 144.1, 199;
118/715, 500, 728, 729; 211/41.18;
432/253, 258; 156/345.51, 345.52,
156/345.53, 345.55; 414/217, 220.01,
414/935-941
CPC C23C 16/458; C23C 16/4581; C23C
16/4582; C23C 16/4583; C23C 16/4584;
C23C 16/4587; C23C 16/4588; C30B
3/14; H01L 21/673; H01L 21/67303;
H01L 21/67306; H01L 21/67309; H01L
21/67313; H01L 21/67316; H01L
21/67323; H01L 21/67326; H01L 21/6733
See application file for complete search history.

(56) **References Cited**

U.S. PATENT DOCUMENTS

4,165,584 A * 8/1979 Scherrer B24B 37/32
257/E21.214
D361,752 S * 8/1995 Yamaga D13/182

D366,868 S * 2/1996 Ohsawa D13/182
D378,675 S * 4/1997 Iwai D13/182
D378,823 S * 4/1997 Watanabe D13/182
D380,454 S * 7/1997 Iwai D13/182
D383,377 S * 9/1997 Sellers D7/624.1
D404,015 S * 1/1999 Honma D13/182
D404,371 S * 1/1999 Shimazu D13/182
D409,158 S * 5/1999 Shimazu 206/832
D411,176 S * 6/1999 Shimazu D13/182
D517,073 S * 3/2006 McDonald D14/436
D570,308 S * 6/2008 Sato D13/182
D570,309 S * 6/2008 Sato D13/182

(Continued)

Primary Examiner — Elizabeth J Oswecki

(74) *Attorney, Agent, or Firm* — IPUSA, PLLC

(57) **CLAIM**

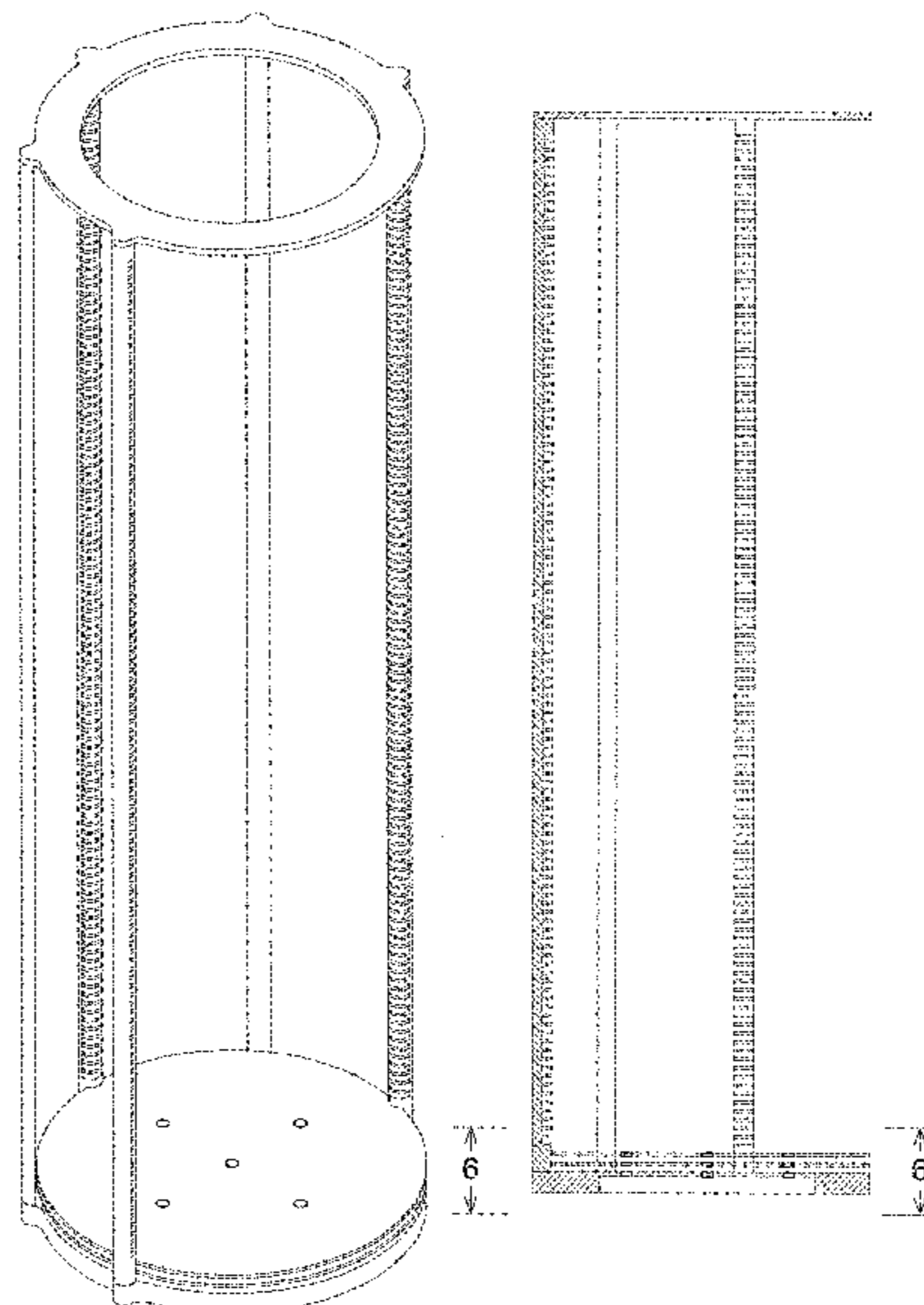
The ornamental design for a wafer boat, as shown and described.

DESCRIPTION

FIG. 1 is a front, top, and left side perspective view of a wafer boat, showing our new design;
FIG. 2 is a front view thereof;
FIG. 3 is a top plan view thereof;
FIG. 4 is a bottom plan view thereof;
FIG. 5 is a cross-sectional view thereof, taken along line 5-5 in FIG. 2;
FIG. 6 is an enlarged portion view thereof, taken along line 6-6 in FIG. 5;
FIG. 7 is an enlarged cross-sectional view thereof, taken along line 7-7 in FIG. 2;
FIG. 8 is an enlarged cross-sectional view thereof, taken along line 8-8 in FIG. 2; and,
FIG. 9 is an enlarged cross-sectional view thereof, taken along line 9-9 in FIG. 2.

The broken lines shown in the drawings represent portions of the wafer boat that form no part of the claimed design. All sides not shown form no part of the claimed design.

1 Claim, 7 Drawing Sheets



(56)

References Cited

U.S. PATENT DOCUMENTS

D614,593 S *	4/2010	Lee	D13/182	D793,972 S *	8/2017	Krishnan	C23C 16/458
8,216,379 B2 *	7/2012	Ishikawa	C23C 16/4583					D13/182
				118/728	D839,219 S *	1/2019	Yoshida	D13/182
D674,759 S *	1/2013	Chang	D13/182	D846,514 S *	4/2019	Yoshida	D13/182
D686,175 S *	7/2013	Gurary	D13/182	D860,146 S *	9/2019	Rashkovsky	D13/182
D686,582 S *	7/2013	Krishnan	D13/182	2006/0102081 A1 *	5/2006	Ueno	C23C 16/303
D690,671 S *	10/2013	Gurary	D13/182					118/728
D695,241 S *	12/2013	Gurary	D13/182	2008/0102199 A1 *	5/2008	Gurary	C23C 16/4584
D695,242 S *	12/2013	Gurary	D13/182					427/240
D704,155 S *	5/2014	Chang	D13/182	2009/0017190 A1 *	1/2009	Sferlazzo	C23C 16/45589
D716,742 S *	11/2014	Jang	D13/182					427/10
D723,077 S *	2/2015	Sakata	D13/182	2009/0155028 A1 *	6/2009	Boguslavskiy	C23C 16/4581
D724,553 S *	3/2015	Choi	D13/182					414/223.01
D731,409 S *	6/2015	Erlich	D13/102	2010/0190418 A1 *	7/2010	Yasuoka	B24B 53/013
D734,730 S *	7/2015	Yoshida	D13/182					451/56
D737,785 S *	9/2015	Yoshida	D13/182	2012/0234229 A1 *	9/2012	Nguyen	C30B 25/12
D738,329 S *	9/2015	Yoshida	D13/182					117/88
D747,279 S *	1/2016	Yoshida	D13/182	2012/0240859 A1 *	9/2012	Chen	C23C 16/4584
D760,180 S *	6/2016	Dempster	D13/182					118/730
D761,745 S *	7/2016	Shinkai	D13/182	2013/0276704 A1 *	10/2013	Krishnan	C23C 16/4584
D771,622 S *	11/2016	Akana	D14/341					118/725
9,633,822 B2 *	4/2017	Tanaka	C04B 35/443	2014/0261698 A1 *	9/2014	Krishnan	C30B 25/12
D790,489 S *	6/2017	Toyomura	D13/182					137/1
D793,971 S *	8/2017	Krishnan	H01L 21/68764	2015/0118009 A1 *	4/2015	Hsieh	H01L 21/68735
				D13/182					414/800

* cited by examiner




Fig. 1

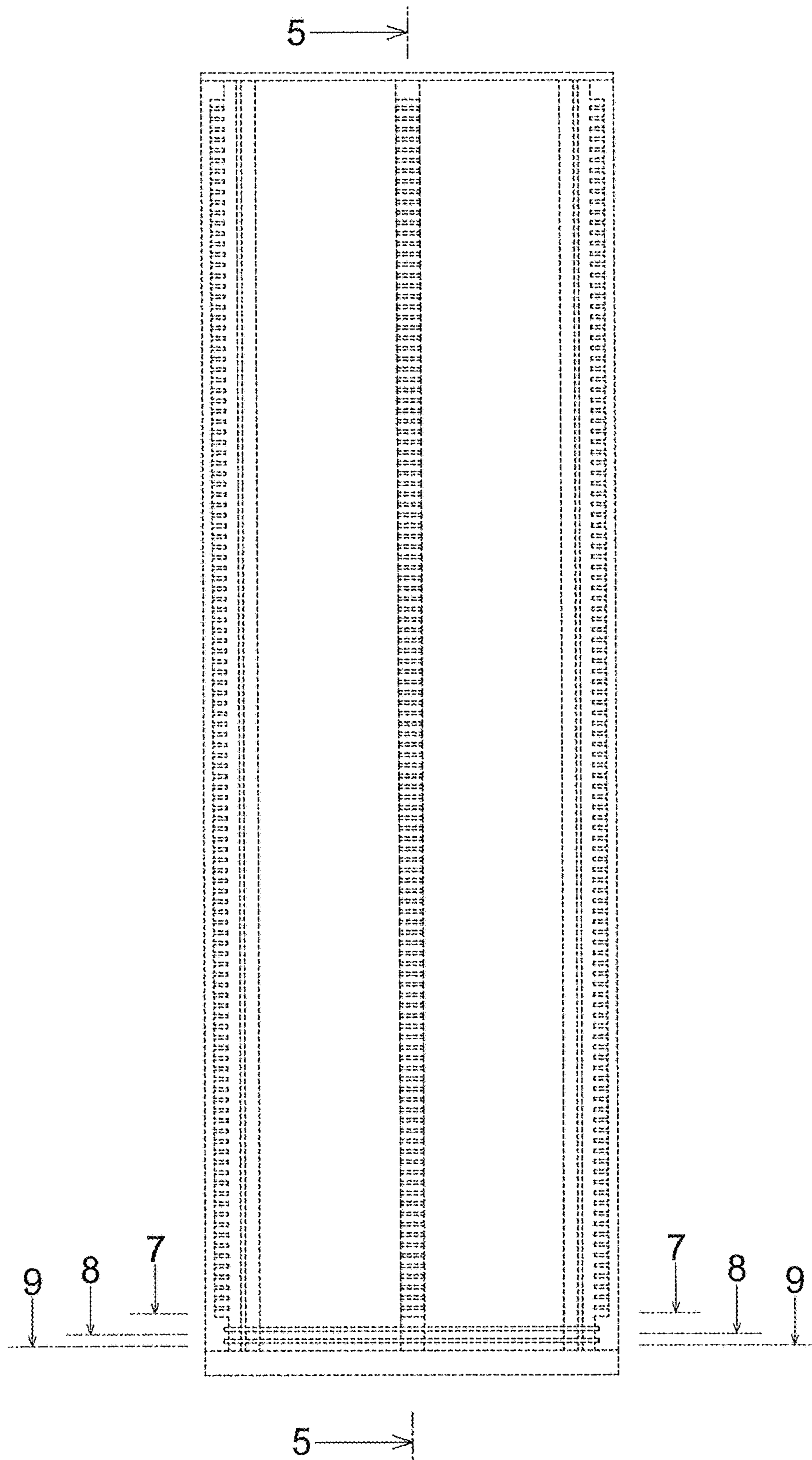


Fig. 2

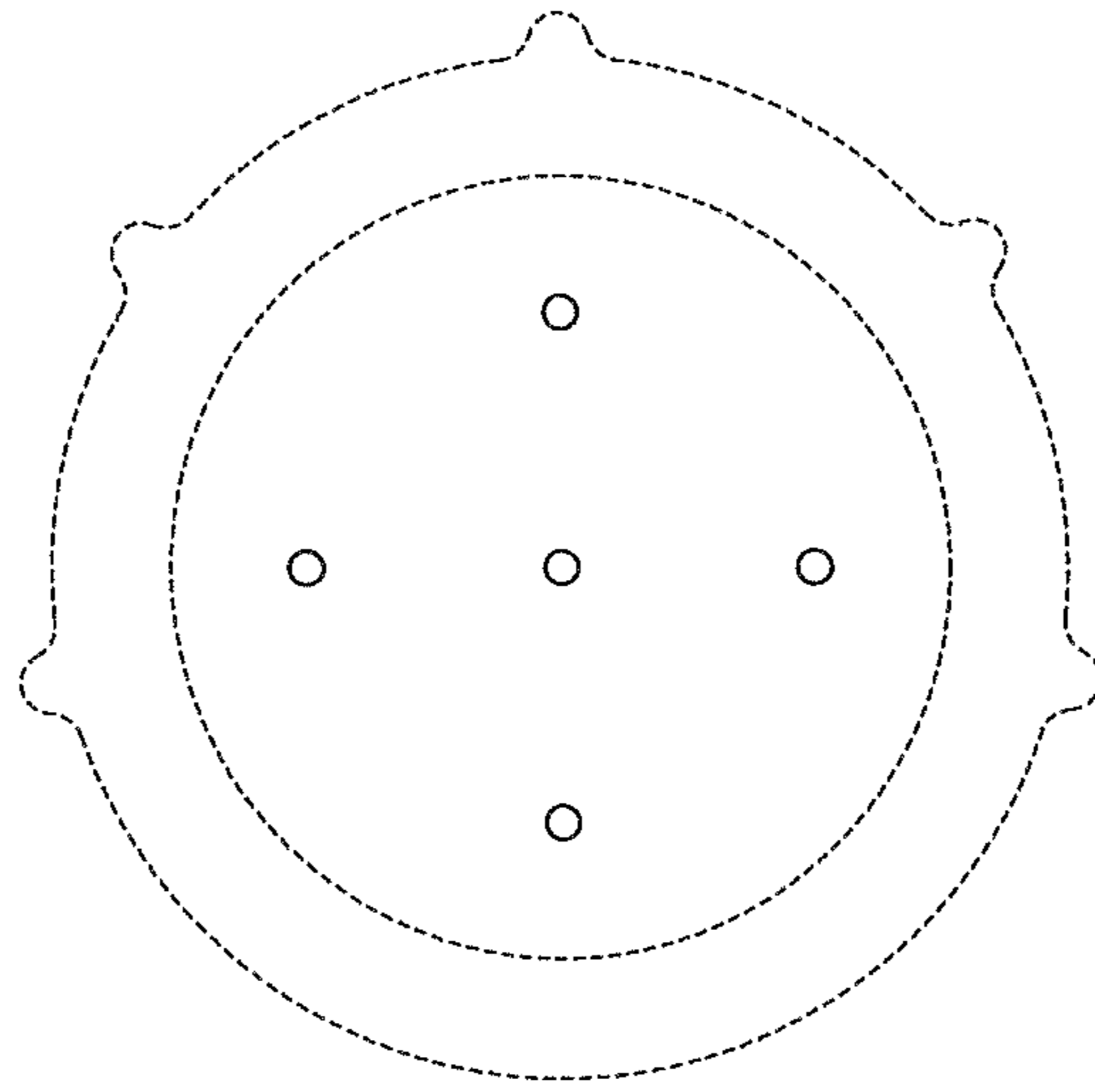


Fig. 3

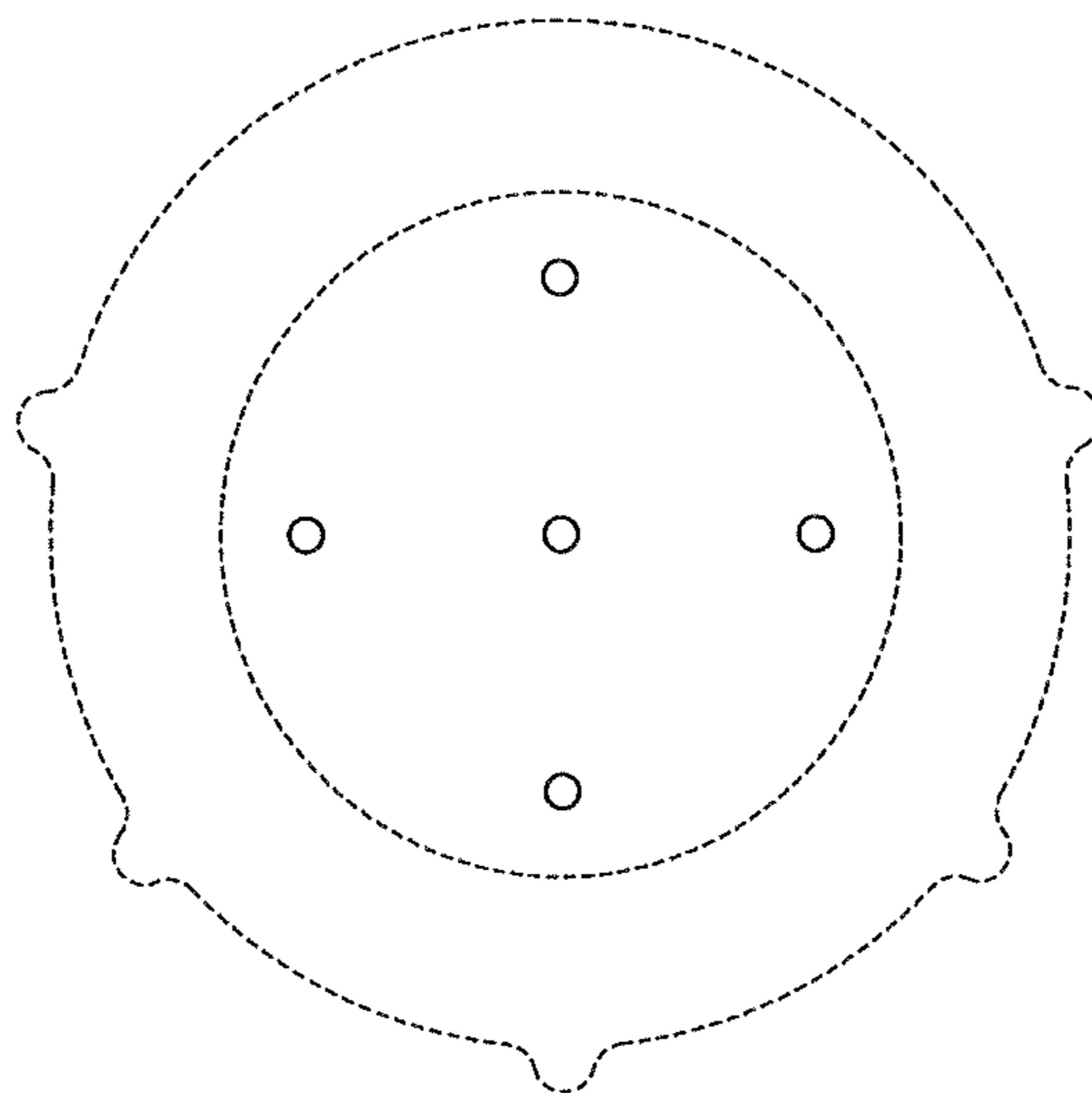


Fig. 4

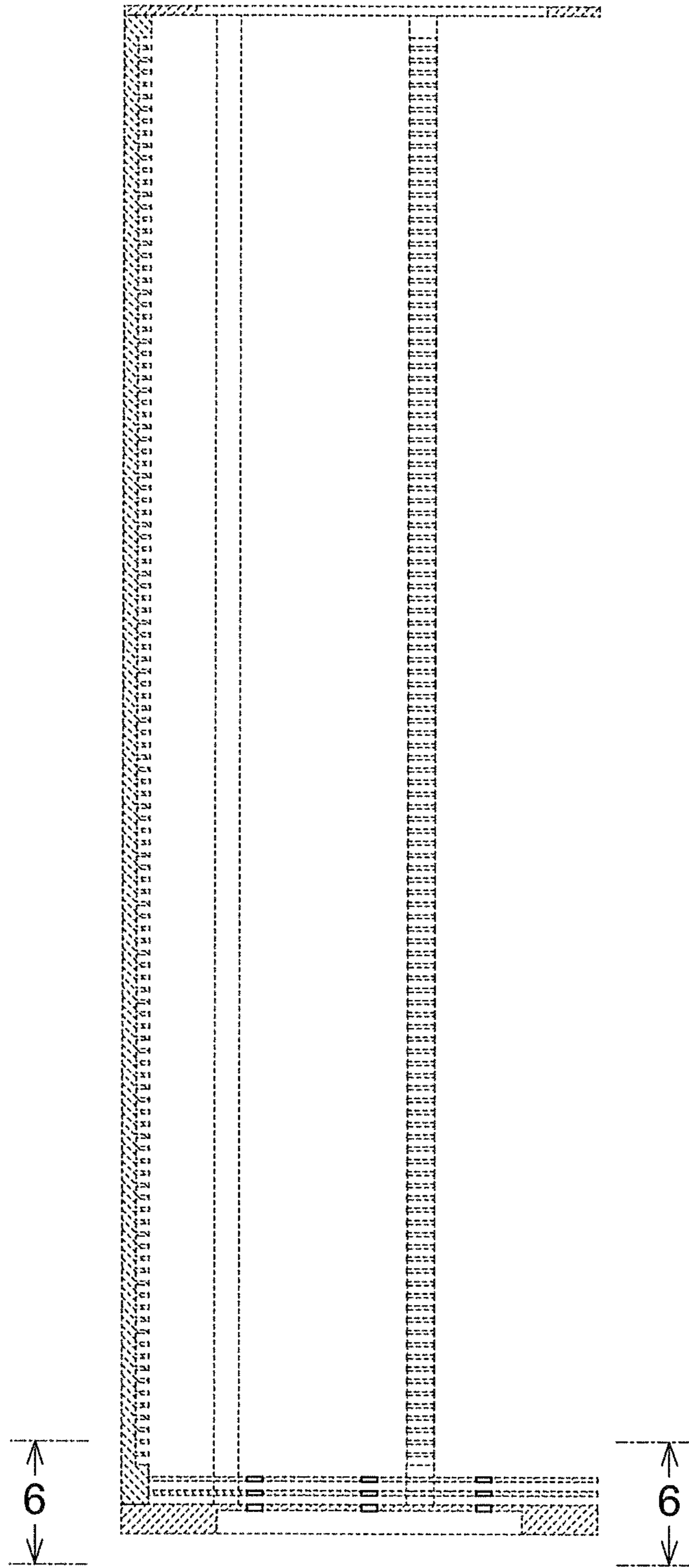


Fig. 5




Fig. 6

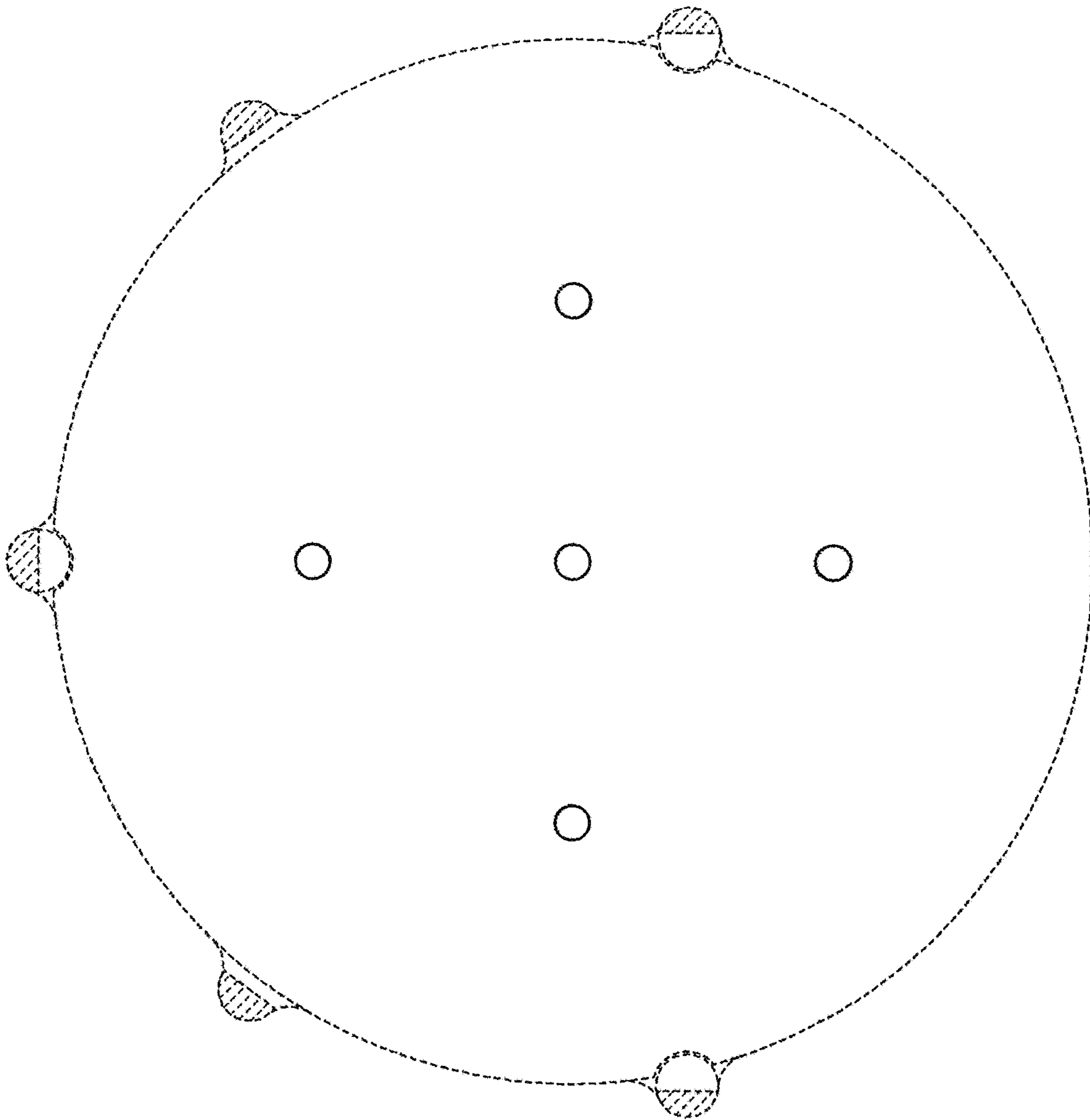


Fig. 7

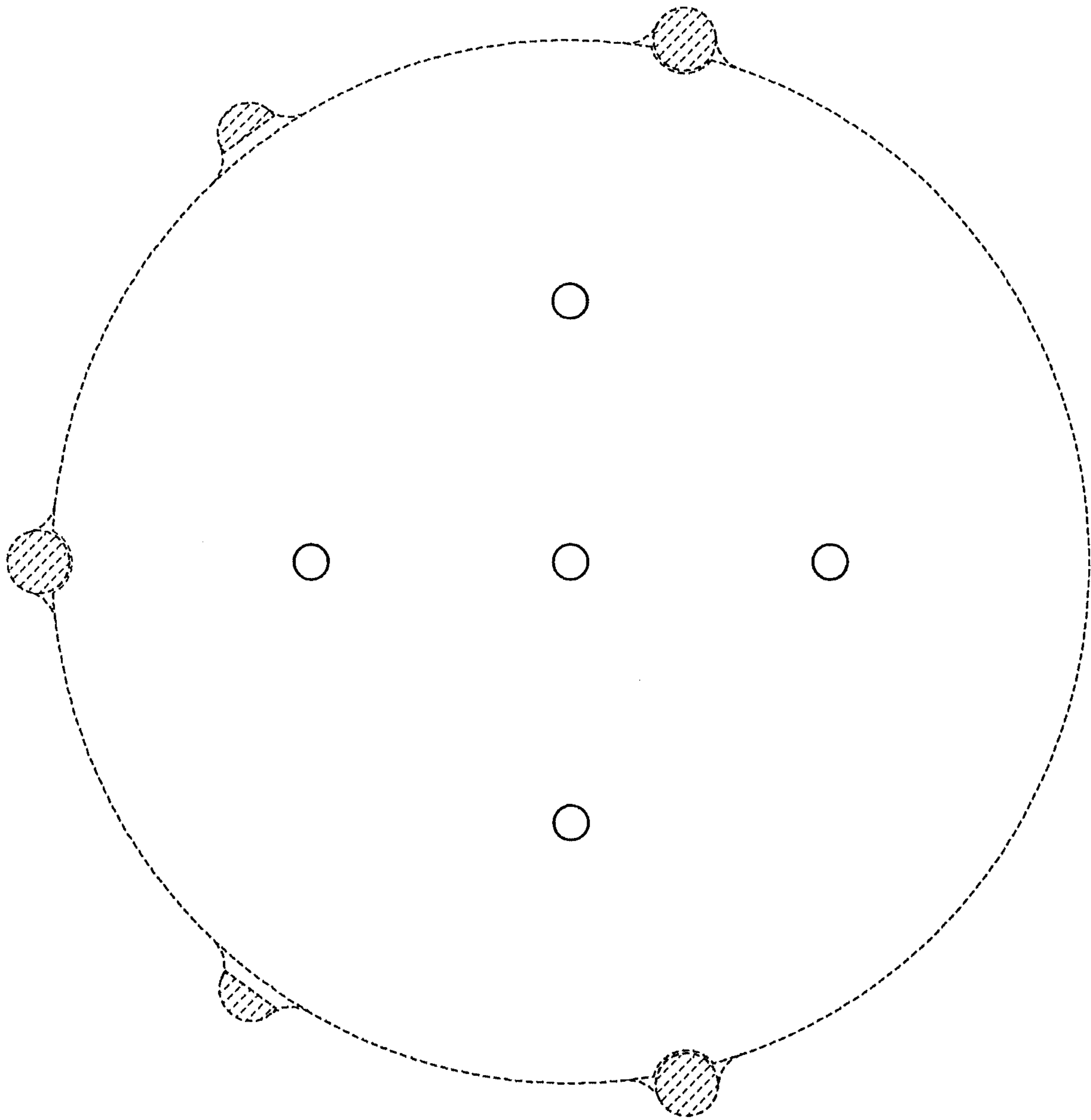


Fig. 8

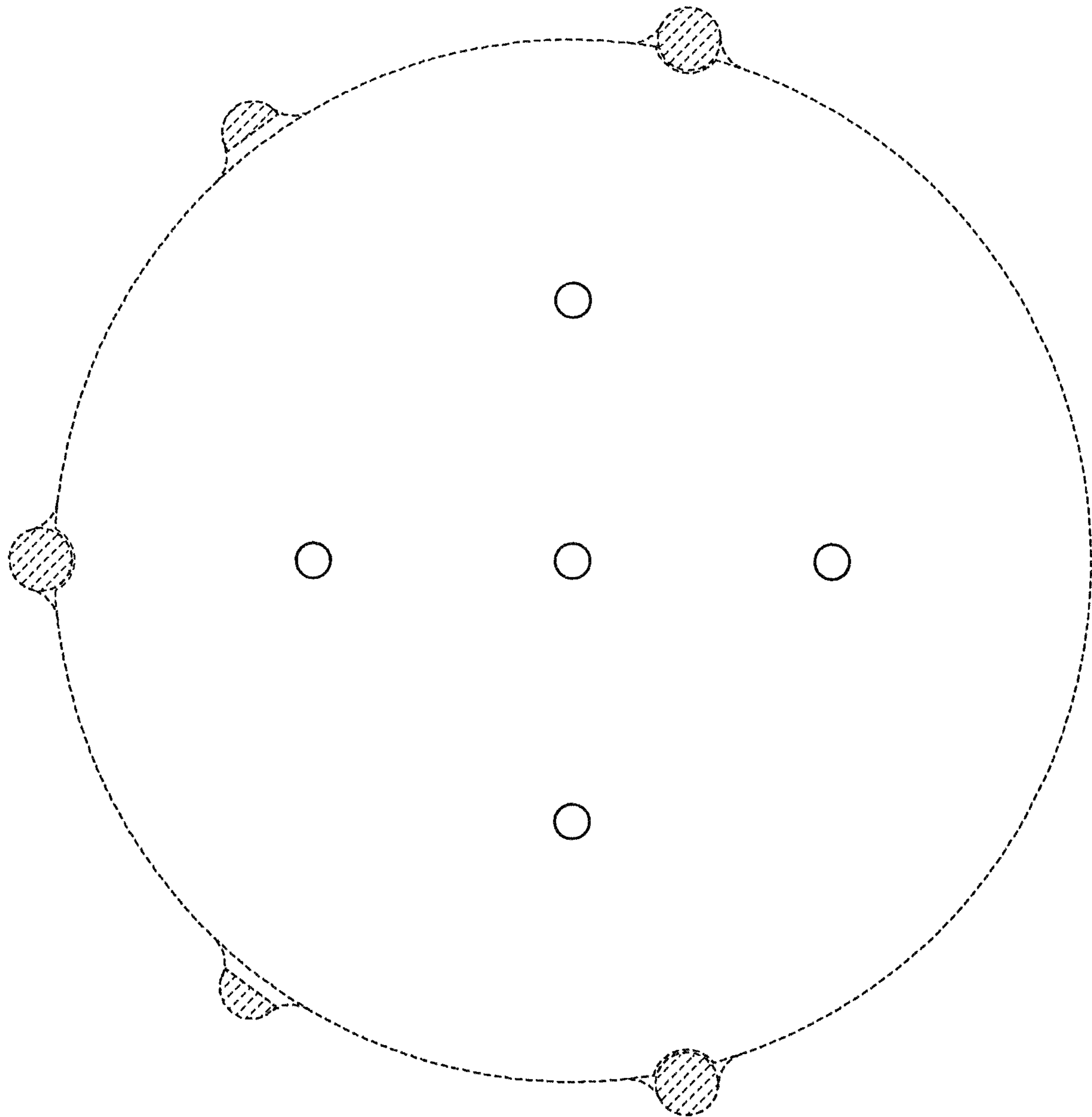


Fig. 9