



US00D893420S

(12) **United States Design Patent**
Xiao

(10) **Patent No.:** **US D893,420 S**

(45) **Date of Patent:** **** Aug. 18, 2020**

(54) **CHARGER**

(71) Applicant: **Jia Xiao**, Guangdong (CN)

(72) Inventor: **Jia Xiao**, Guangdong (CN)

(**) Term: **15 Years**

(21) Appl. No.: **29/687,768**

(22) Filed: **Apr. 16, 2019**

(51) **LOC (12) Cl.** **13-02**

(52) **U.S. Cl.**
USPC **D13/108**

(58) **Field of Classification Search**
USPC D13/103, 107-108, 110, 184, 199;
D14/251, 253, 432, 434; D27/193, 194
CPC H02J 7/0044; H02J 7/0045; H02J 7/0042;
H02J 7/342; H02J 7/345; H02J 7/025;
H02J 7/026; H02J 7/0007; H02J 7/0027;
H02J 7/0003; H02J 50/10; B60R 16/033
See application file for complete search history.

(56) **References Cited**

U.S. PATENT DOCUMENTS

D475,417 S	*	6/2003	Wintersteiger	D14/432
D476,376 S	*	6/2003	Wintersteiger	D14/432
D526,973 S	*	8/2006	Gates	D13/168
D558,208 S	*	12/2007	Ikeda	D14/434
D558,209 S	*	12/2007	Ikeda	D14/434
D575,289 S	*	8/2008	Kuo	D14/434

D585,898 S	*	2/2009	Skurdal	D14/434
D680,541 S	*	4/2013	Lee	D14/217
D693,814 S	*	11/2013	Park	D14/434
D694,228 S	*	11/2013	Richter	D14/253
D717,244 S	*	11/2014	Reishus	D13/108
D749,504 S	*	2/2016	Jeong	D13/108
D768,635 S	*	10/2016	Due	D14/432
D784,259 S	*	4/2017	Huang	D13/108
D802,529 S	*	11/2017	Andersson	D13/108
D824,851 S	*	8/2018	Antonetti	D13/108

* cited by examiner

Primary Examiner — Rosemary K Tarcaza

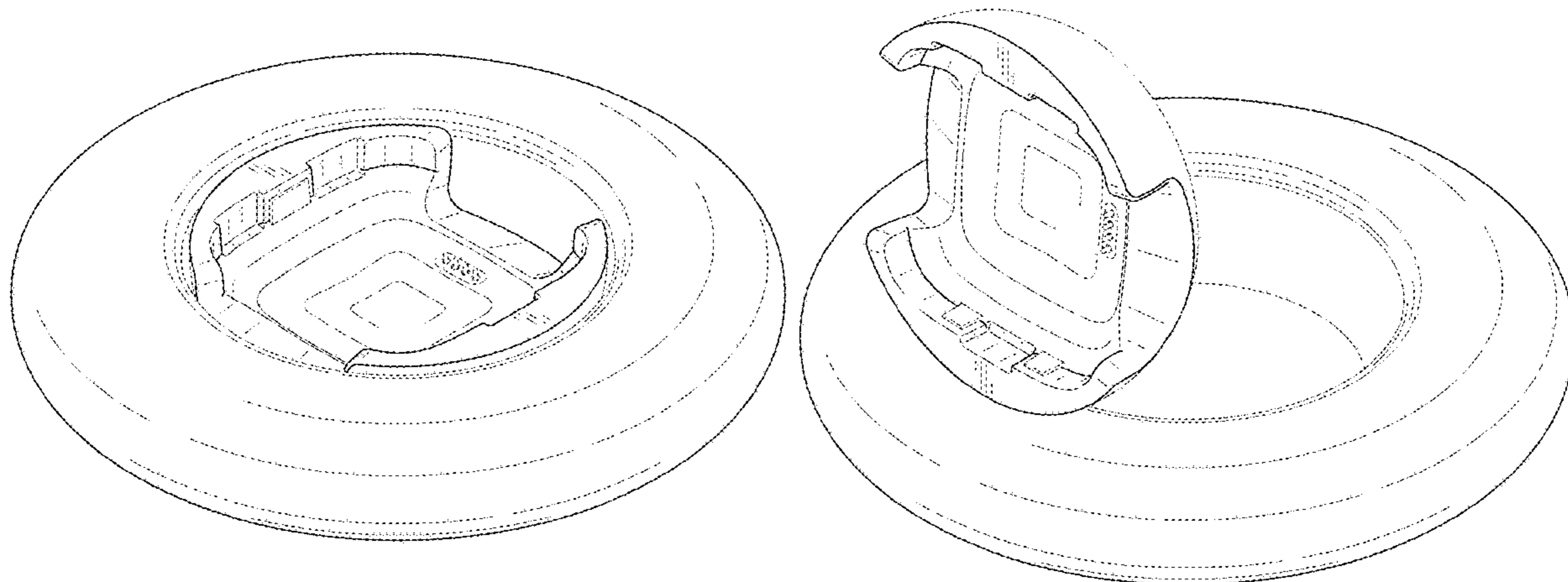
(57) **CLAIM**

The ornamental design for a charger, as shown and described.

DESCRIPTION

FIG. 1 is a perspective view of a charger showing my new design;
FIG. 2 is a front view thereof;
FIG. 3 is a rear view thereof;
FIG. 4 is a left side view thereof;
FIG. 5 is a right side view thereof;
FIG. 6 is a top view thereof;
FIG. 7 is a bottom view thereof; and,
FIG. 8 is another perspective view thereof, showing the dock portion of the charger in an open position.
The broken lines in the drawings depict portions of the design that form no part of the claim.

1 Claim, 6 Drawing Sheets



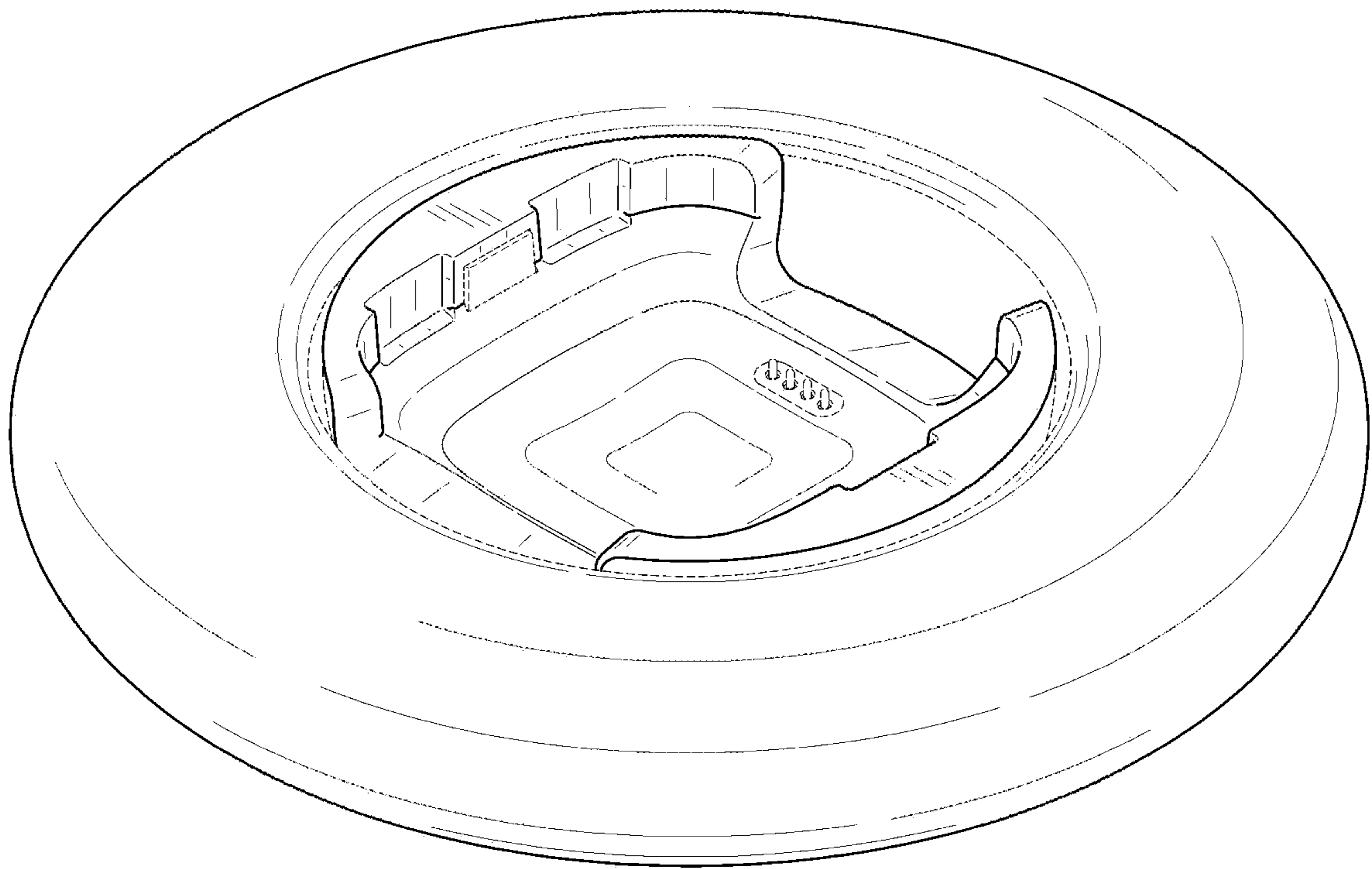


FIG. 1




FIG. 2




FIG. 3

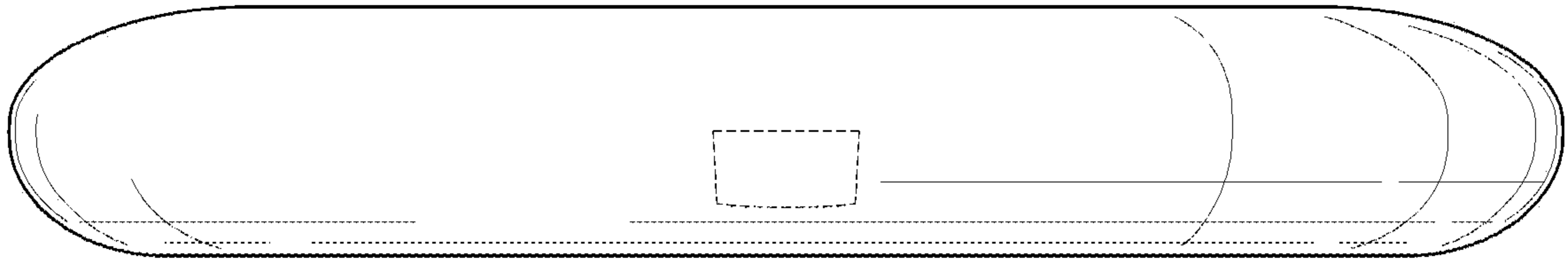


FIG. 4

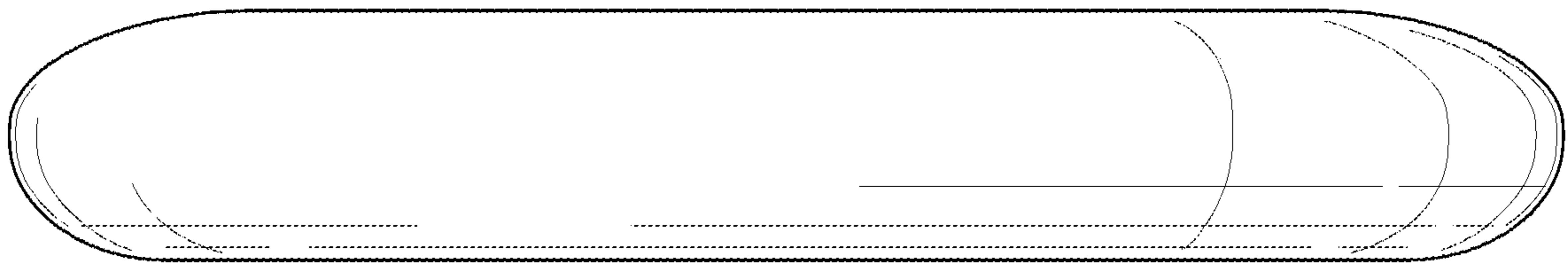


FIG. 5

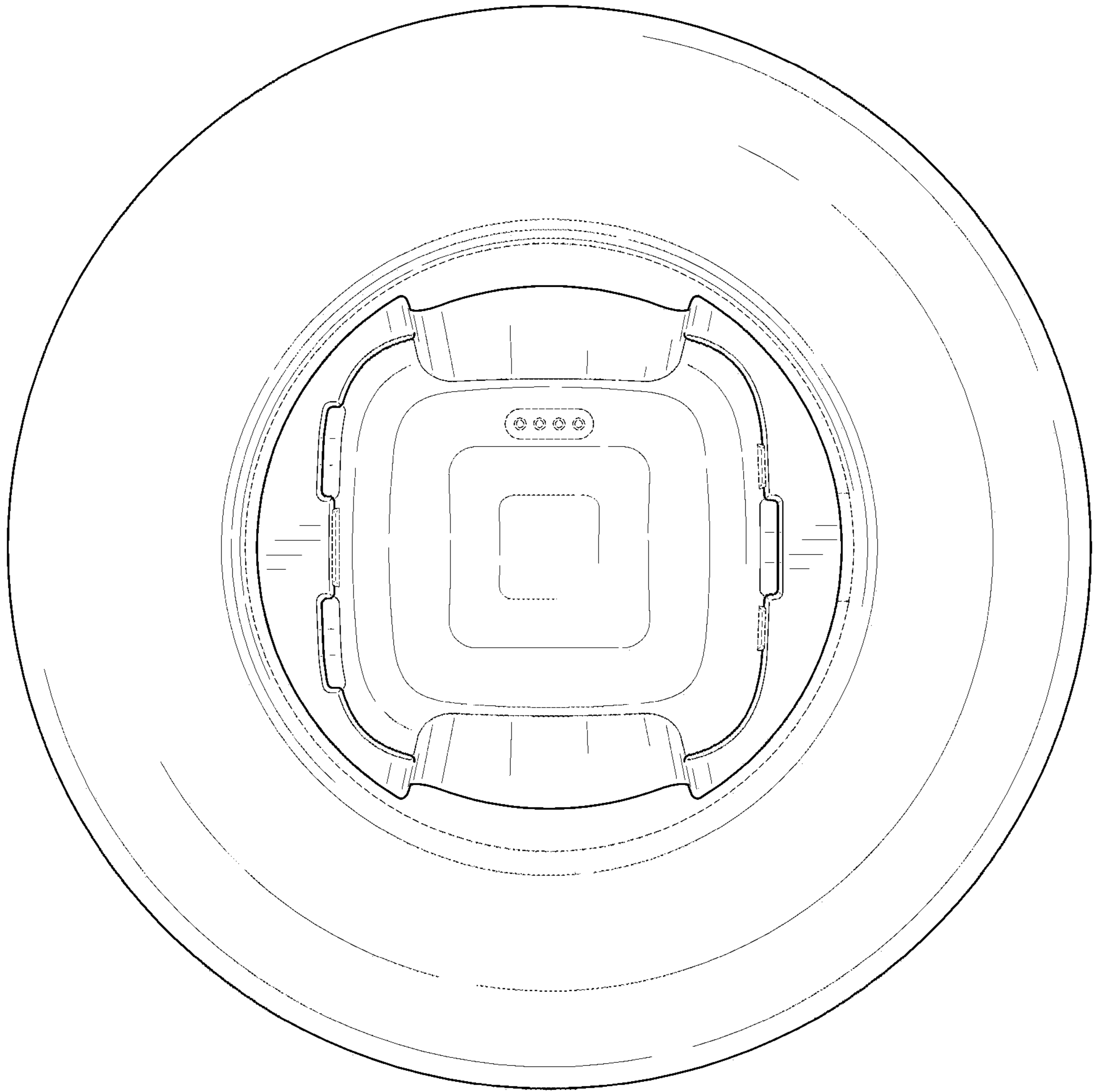


FIG. 6

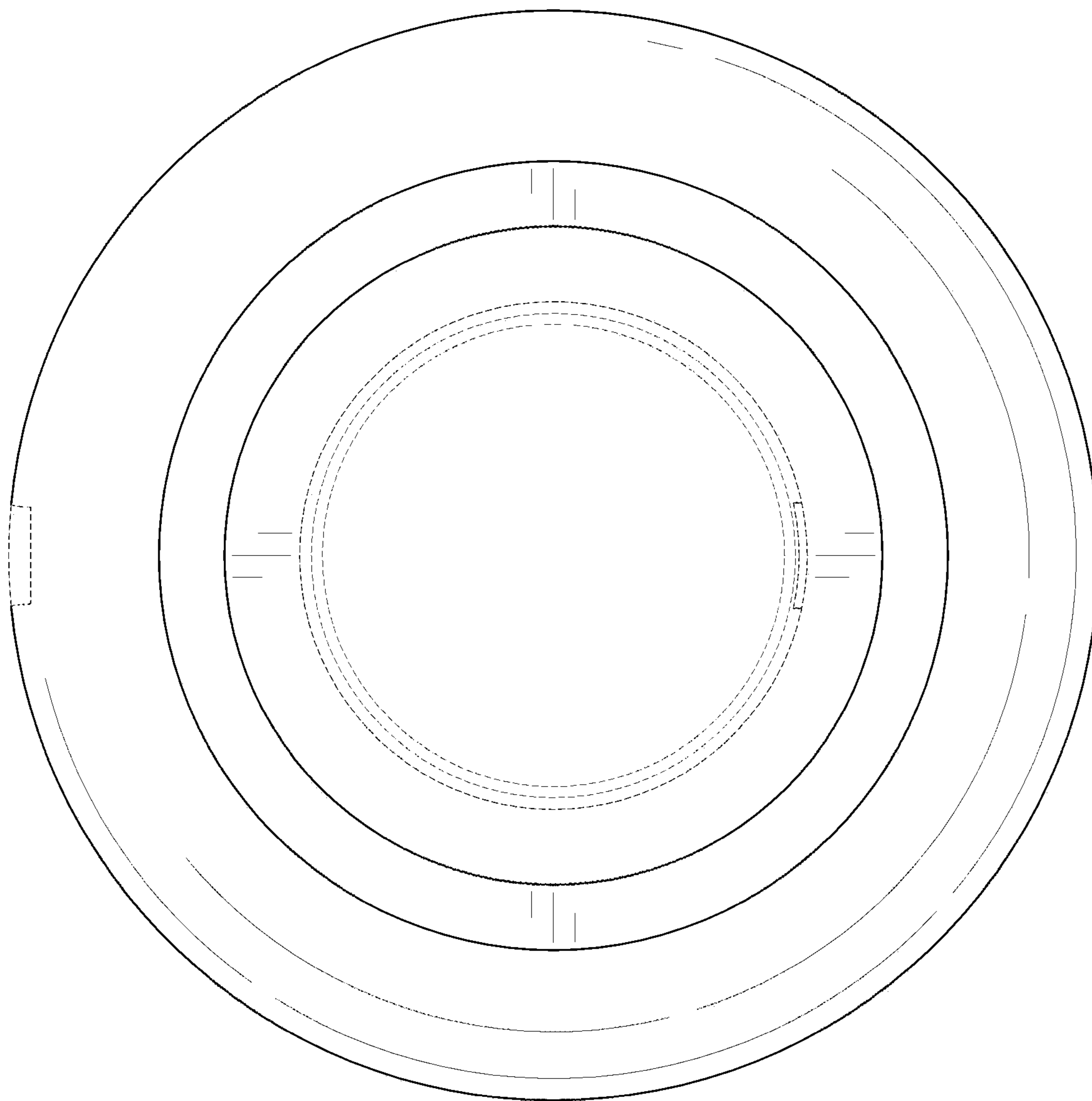


FIG. 7

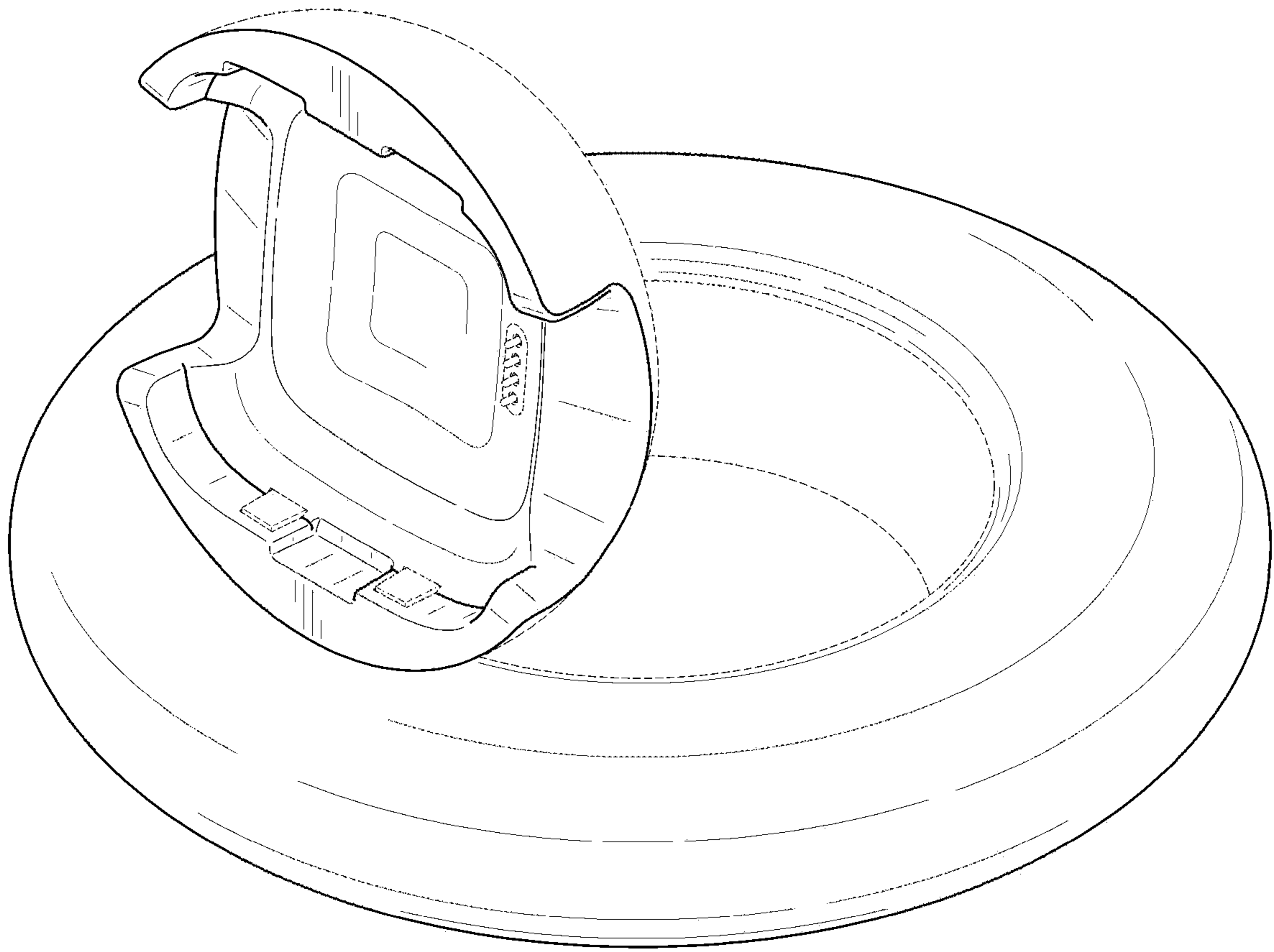


FIG. 8