



US00D893388S

(12) **United States Design Patent**  
**Liu**

(10) **Patent No.:** **US D893,388 S**

(45) **Date of Patent:** **\*\* Aug. 18, 2020**

(54) **VEHICLE WHEEL**

(71) Applicant: **CITIC Dicastal Co., Ltd.**,  
Qinhuangdao (CN)

(72) Inventor: **Zhichong Liu**, Qinhuangdao (CN)

(73) Assignee: **CITIC Dicastal Co., Ltd.**,  
Qinhuangdao (CN)

(\*\*) Term: **15 Years**

(21) Appl. No.: **29/707,484**

(22) Filed: **Sep. 27, 2019**

(30) **Foreign Application Priority Data**

Jun. 17, 2019 (CN) ..... 2019 3 0311962

(51) **LOC (12) Cl.** ..... **12-16**

(52) **U.S. Cl.**  
USPC ..... **D12/209**

(58) **Field of Classification Search**

USPC ..... D12/204-213; D21/563

CPC .... B60B 7/00; B60B 7/02; B60B 7/04; B60B

7/01; B60B 7/06; B60B 3/02; B60B 3/04;

B60B 3/06; B60B 3/10; B60B 1/00;

B60B 1/08; B60B 1/10; B60B 1/12

See application file for complete search history.

(56) **References Cited**

**U.S. PATENT DOCUMENTS**

D96,316 S \* 10/1934 Hunt ..... D12/209  
D268,750 S \* 4/1983 Eichstadt ..... D12/209

D305,634 S \* 1/1990 Boyer ..... D12/209  
D307,737 S \* 5/1990 Boyer ..... D12/209  
D337,565 S \* 7/1993 Envall ..... D12/209  
D345,338 S \* 3/1994 Gabath ..... D12/209  
D367,252 S \* 2/1996 Odette ..... D12/209  
D374,648 S \* 10/1996 Pfeiffer ..... D12/209  
D393,239 S \* 4/1998 Schmid ..... D12/209  
D407,055 S \* 3/1999 Kelley ..... D12/209  
D463,768 S \* 10/2002 Chung ..... D12/211  
D495,648 S \* 9/2004 Kang ..... D12/209  
D497,583 S \* 10/2004 Walbey, Jr. .... D12/209  
D504,859 S \* 5/2005 Sulahian ..... D12/209  
D513,220 S \* 12/2005 Tirado ..... D12/209  
D531,559 S \* 11/2006 Schuster ..... D12/209  
D777,073 S \* 1/2017 Chung ..... D12/211

\* cited by examiner

*Primary Examiner* — Stacia A Cadmus

(74) *Attorney, Agent, or Firm* — IPro, PLLC; Qian Gu

(57) **CLAIM**

The ornamental design for a vehicle wheel, as shown and described.

**DESCRIPTION**

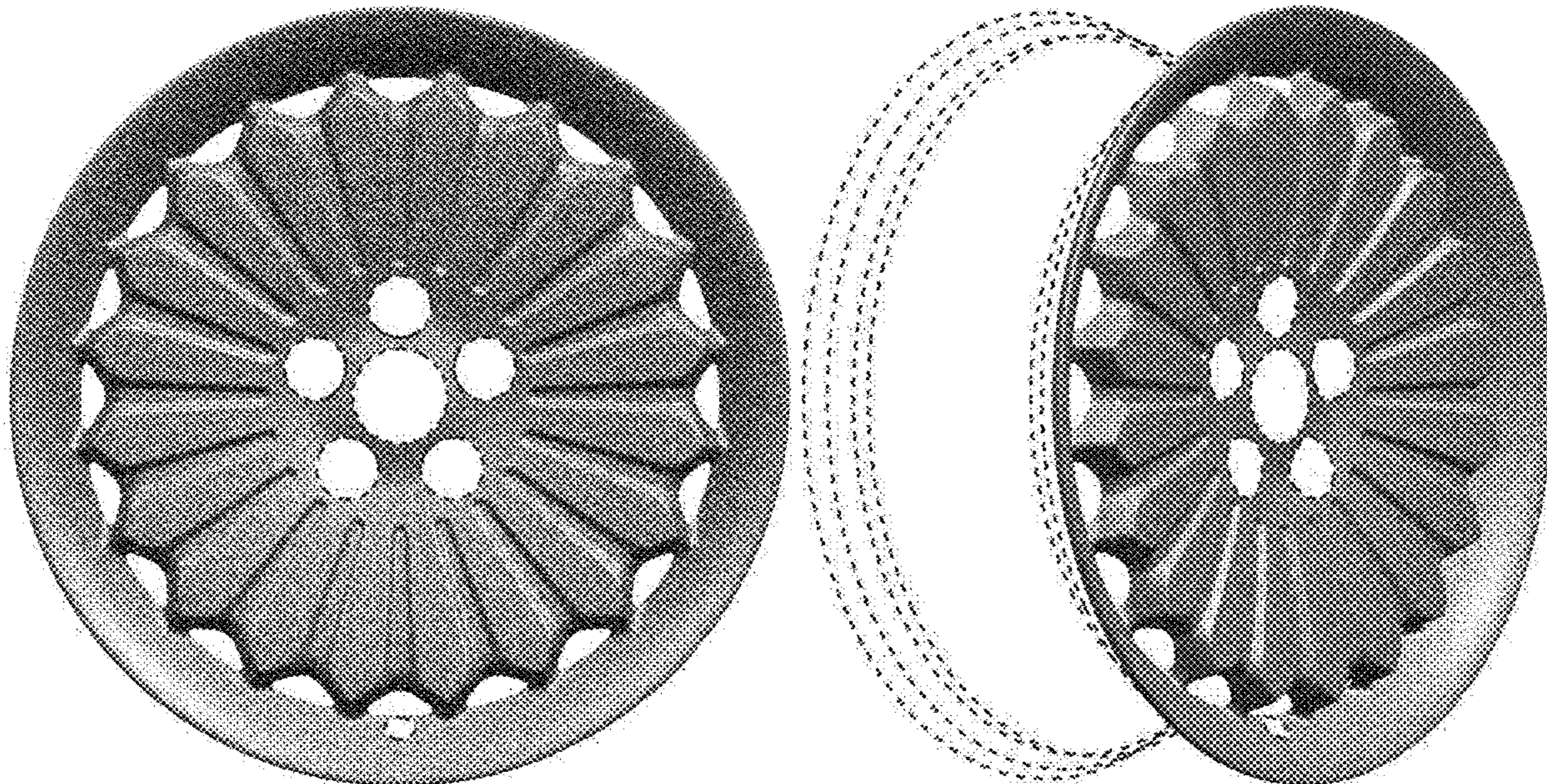
FIG. 1 is a front view of a vehicle wheel.

FIG. 2 is a perspective view of the vehicle wheel; and,

FIG. 3 is a left side view of the vehicle wheel.

The broken line showing of the rear of the rim, the valve stem hole, the bolt holes and the center hole in the central hub area is included for the purpose of illustrating environment and forms no part of the claimed design.

**1 Claim, 3 Drawing Sheets**








FIG. 1



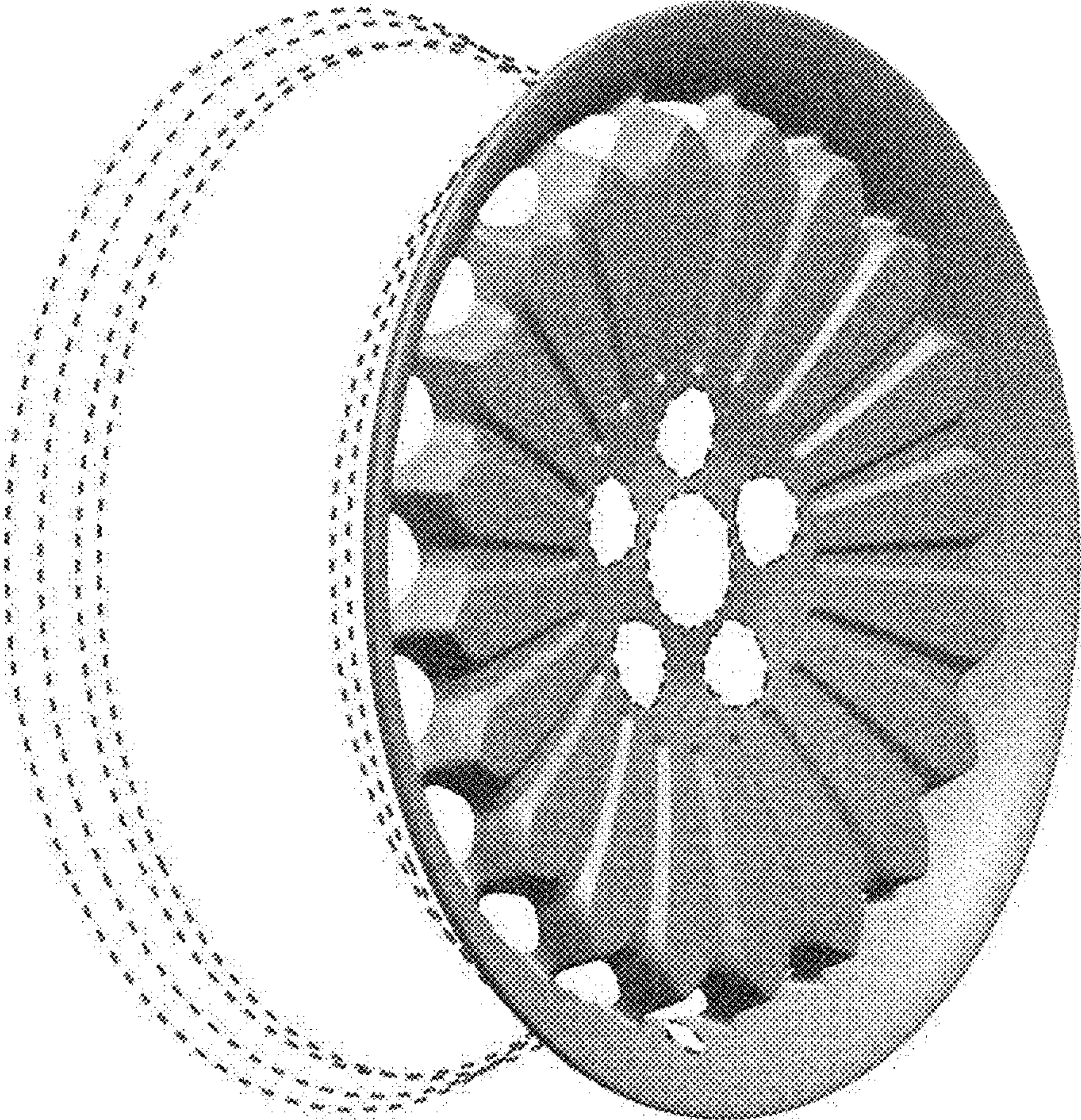


FIG. 2




FIG. 3