



US00D893385S

(12) **United States Design Patent**
Tanaka et al.

(10) **Patent No.:** **US D893,385 S**

(45) **Date of Patent:** **** Aug. 18, 2020**

(54) **WHEEL FOR AN AUTOMOBILE**

(71) Applicant: **Subaru Corporation**, Tokyo (JP)

(72) Inventors: **Shigeru Tanaka**, Tokyo (JP); **Kazuki Asahi**, Tokyo (JP)

(73) Assignee: **Subaru Corporation**, Tokyo (JP)

(**) Term: **15 Years**

(21) Appl. No.: **29/696,049**

(22) Filed: **Jun. 25, 2019**

(30) **Foreign Application Priority Data**

Dec. 25, 2018 (JP) 2018-028284

(51) **LOC (12) Cl.** **12-16**

(52) **U.S. Cl.**
USPC **D12/209**

(58) **Field of Classification Search**
USPC D12/204–213; D21/563
CPC B60B 7/00; B60B 7/02; B60B 7/04; B60B 7/01; B60B 7/06; B60B 3/02; B60B 3/04; B60B 3/06; B60B 3/10; B60B 1/00; B60B 1/08; B60B 1/10; B60B 1/12
See application file for complete search history.

(56) **References Cited**

U.S. PATENT DOCUMENTS

D663,248 S * 7/2012 Kogawa D12/209
D685,710 S * 7/2013 Hanaoka D12/204
D695,184 S * 12/2013 Pollmann D12/209

D723,989 S * 3/2015 Morikawa D12/209
D768,553 S * 10/2016 Ishii D12/209
D788,674 S * 6/2017 Mielke D12/209
D804,391 S * 12/2017 Ishii D12/209
D818,926 S * 5/2018 Miyazawa D12/209
D835,561 S * 12/2018 Hayashi D12/209
D838,651 S * 1/2019 Kato D12/209
D838,652 S * 1/2019 Kato D12/209
D847,719 S * 5/2019 Rosello Visa D12/209
D848,336 S * 5/2019 Holly D12/209
D860,104 S * 9/2019 Kikuchi D12/211
D862,352 S * 10/2019 Bjerke D12/209
D878,997 S * 3/2020 Tian D12/209
D879,000 S * 3/2020 Wang D12/209
D880,395 S * 4/2020 Valencia Pollex D12/209

* cited by examiner

Primary Examiner — Stacia A Cadmus

(74) *Attorney, Agent, or Firm* — Schiff Hardin LLP

(57) **CLAIM**

We claim the ornamental design for a wheel for an automobile, as shown and described.

DESCRIPTION

FIG. 1 is a front perspective view for a “wheel for an automobile” showing our new design, FIG. 2 is a rear perspective view thereof, FIG. 3 is a front view thereof, FIG. 4 is a rear view thereof, FIG. 5 is a top view thereof, FIG. 6 is a bottom view thereof, FIG. 7 is a left-side view thereof; and, FIG. 8 is a right-side view thereof.

1 Claim, 6 Drawing Sheets





Fig. 1



Fig. 2



Fig. 3

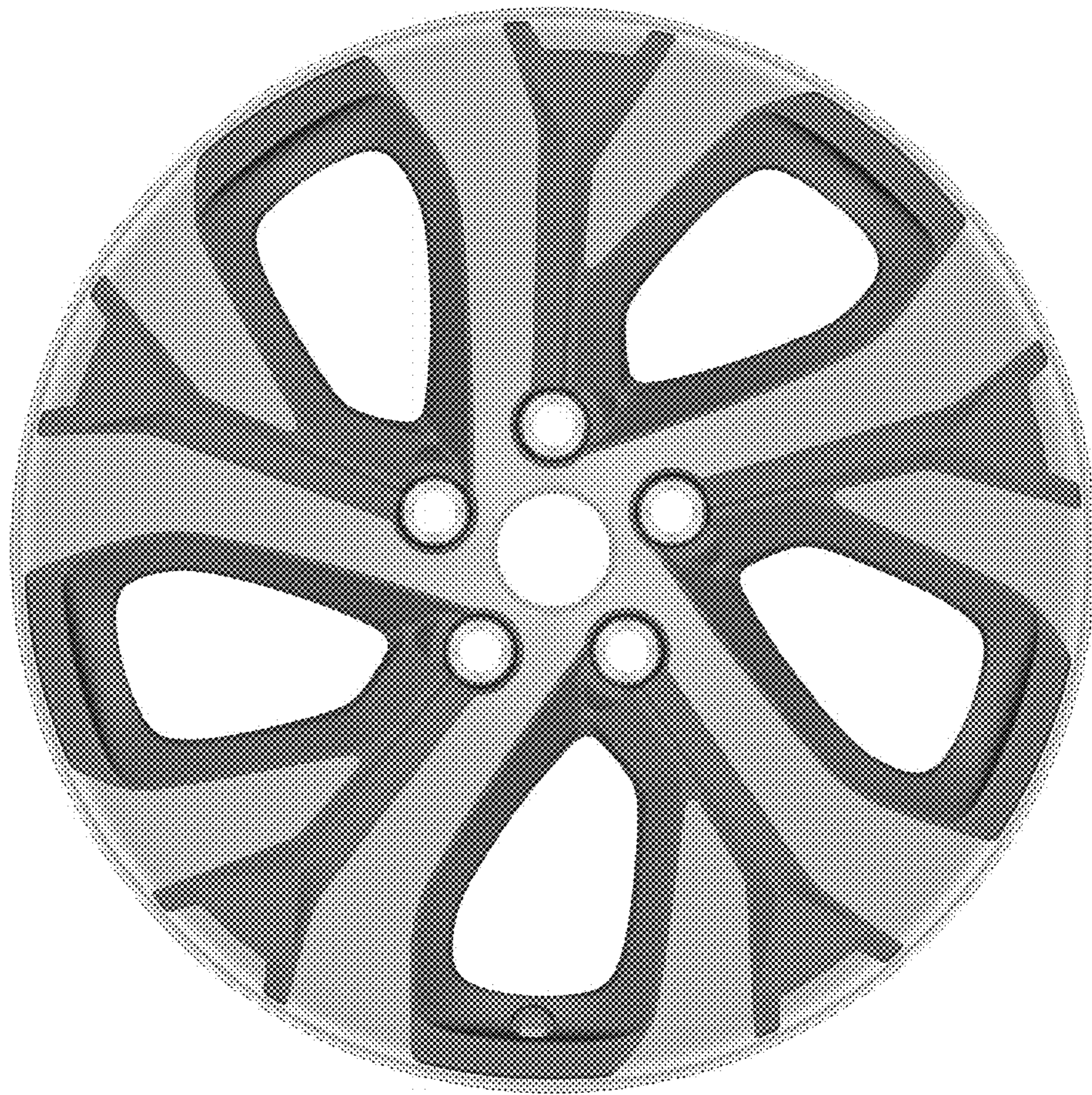


Fig. 4



Fig. 5




Fig. 6




Fig. 7




Fig. 8

