



US00D893384S

(12) **United States Design Patent**  
**Tanaka et al.**

(10) **Patent No.:** **US D893,384 S**

(45) **Date of Patent:** **\*\* Aug. 18, 2020**

(54) **WHEEL FOR AN AUTOMOBILE**

(71) Applicant: **Subaru Corporation**, Tokyo (JP)

(72) Inventors: **Shigeru Tanaka**, Tokyo (JP); **Daiki Ishibashi**, Tokyo (JP)

(73) Assignee: **Subaru Corporation**, Tokyo (JP)

(\*\*) Term: **15 Years**

(21) Appl. No.: **29/696,047**

(22) Filed: **Jun. 25, 2019**

(30) **Foreign Application Priority Data**

Dec. 25, 2018 (JP) ..... 2018-028283

(51) **LOC (12) Cl.** ..... **12-16**

(52) **U.S. Cl.**  
USPC ..... **D12/209**

(58) **Field of Classification Search**  
USPC ..... D12/204-213; D21/563  
CPC .... B60B 7/00; B60B 7/02; B60B 7/04; B60B 7/01; B60B 7/06; B60B 3/02; B60B 3/04; B60B 3/06; B60B 3/10; B60B 1/00; B60B 1/08; B60B 1/10; B60B 1/12  
See application file for complete search history.

(56) **References Cited**

**U.S. PATENT DOCUMENTS**

D726,086 S \* 4/2015 Muntada Roura ..... D12/209  
D782,953 S \* 4/2017 Imazato ..... D12/209  
D791,668 S \* 7/2017 Murase ..... D12/209

D803,132 S \* 11/2017 Okaji ..... D12/209  
D804,388 S \* 12/2017 Snyder ..... D12/209  
D817,247 S \* 5/2018 Valencia Pollex ..... D12/209  
D818,925 S \* 5/2018 Sugiyama ..... D12/209  
D823,224 S \* 7/2018 Nakamura ..... D12/211  
D826,826 S \* 8/2018 Back ..... D12/209  
D840,321 S \* 2/2019 Kikuchi ..... D12/211  
D858,404 S \* 9/2019 Oh ..... D12/209  
D858,411 S \* 9/2019 Rosello Visa ..... D12/209  
D877,025 S \* 3/2020 Rosello Visa ..... D12/209  
D878,269 S \* 3/2020 Hoffner ..... D12/209  
D879,694 S \* 3/2020 Wang ..... D12/209  
D880,393 S \* 4/2020 Meng ..... D12/209  
D880,394 S \* 4/2020 Wang ..... D12/209

\* cited by examiner

*Primary Examiner* — Stacia A Cadmus

(74) *Attorney, Agent, or Firm* — Schiff Hardin LLP

(57) **CLAIM**

We claim the ornamental design for a wheel for an automobile, as shown and described.

**DESCRIPTION**

FIG. 1 is a front perspective view for a wheel for an automobile showing our new design, FIG. 2 is a rear perspective view thereof, FIG. 3 is a front view thereof, FIG. 4 is a rear view thereof, FIG. 5 is a top view thereof, FIG. 6 is a bottom view thereof, FIG. 7 is a left-side view thereof, and, FIG. 8 is a right-side view thereof.

**1 Claim, 6 Drawing Sheets**

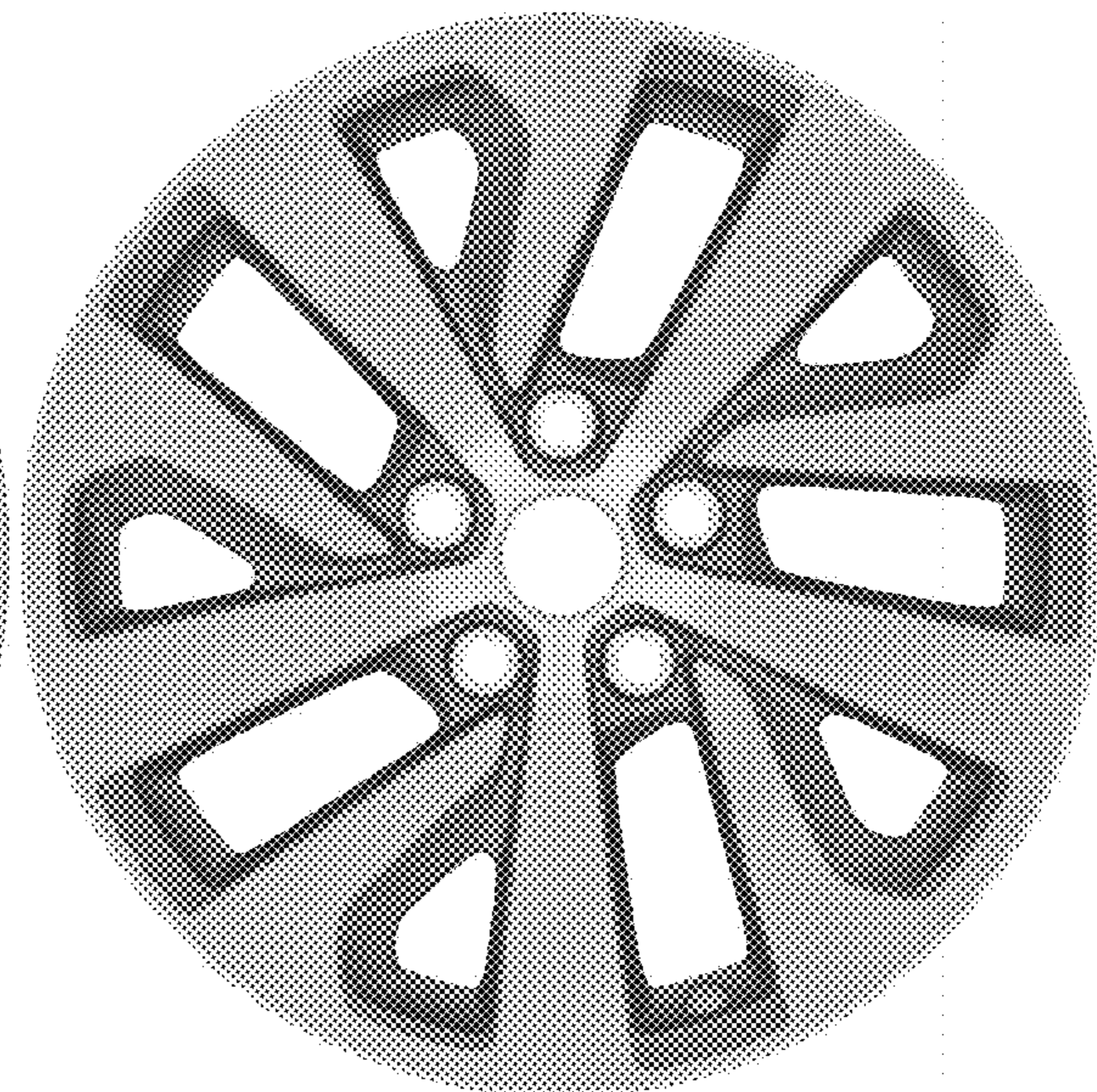





Fig. 1





Fig. 2





Fig. 3






Fig. 4





Fig. 5




Fig. 6






Fig. 7




Fig. 8

