



US00D893379S

(12) **United States Design Patent**  
**Wheel et al.**

(10) **Patent No.:** **US D893,379 S**

(45) **Date of Patent:** **\*\* Aug. 18, 2020**

(54) **WHEEL**

(71) Applicant: **Jaguar Land Rover Limited**, Whitley, Coventry (GB)

(72) Inventors: **Andrew Wheel**, Coventry (GB); **Borys Dabrowski**, Coventry (GB)

(73) Assignee: **Jaguar Land Rover Limited**, Whitley, Coventry (GB)

(\*\*) Term: **15 Years**

(21) Appl. No.: **29/688,891**

(22) Filed: **Apr. 25, 2019**

(30) **Foreign Application Priority Data**

Oct. 25, 2018 (EM) ..... 005808474

(51) **LOC (12) Cl.** ..... **12-16**

(52) **U.S. Cl.**  
USPC ..... **D12/209**

(58) **Field of Classification Search**  
USPC ..... D12/204–213; D21/563  
CPC .... B60B 7/00; B60B 7/02; B60B 7/04; B60B 7/01; B60B 7/06; B60B 3/02; B60B 3/04; B60B 3/06; B60B 3/10; B60B 1/00; B60B 1/08; B60B 1/10; B60B 1/12  
See application file for complete search history.

(56) **References Cited**

**U.S. PATENT DOCUMENTS**

D445,391 S \* 7/2001 Chung ..... D12/209  
D581,337 S \* 11/2008 Juergens ..... D12/209

D619,951 S \* 7/2010 Baum ..... D12/209  
D631,812 S \* 2/2011 Juergens ..... D12/209  
D671,478 S \* 11/2012 Baum ..... D12/209  
D695,184 S \* 12/2013 Pollmann ..... D12/209  
D707,166 S \* 6/2014 Wheel ..... D12/209  
D723,989 S \* 3/2015 Morikawa ..... D12/209  
D740,191 S \* 10/2015 Webber ..... D12/209  
D744,401 S \* 12/2015 Back ..... D12/209  
D752,499 S \* 3/2016 Sze ..... D12/211  
D763,159 S \* 8/2016 Valencia Pollex ..... D12/209  
D768,553 S \* 10/2016 Ishii ..... D12/209  
D783,492 S \* 4/2017 Valencia Pollex ..... D12/209  
D797,024 S \* 9/2017 Ariga ..... D12/209  
D860,909 S \* 9/2019 Valencia Pollex ..... D12/209  
D862,352 S \* 10/2019 Bjerke ..... D12/209  
D871,998 S \* 1/2020 Liu ..... D12/209

\* cited by examiner

*Primary Examiner* — Stacia A Cadmus

(74) *Attorney, Agent, or Firm* — Wood Herron & Evans LLP

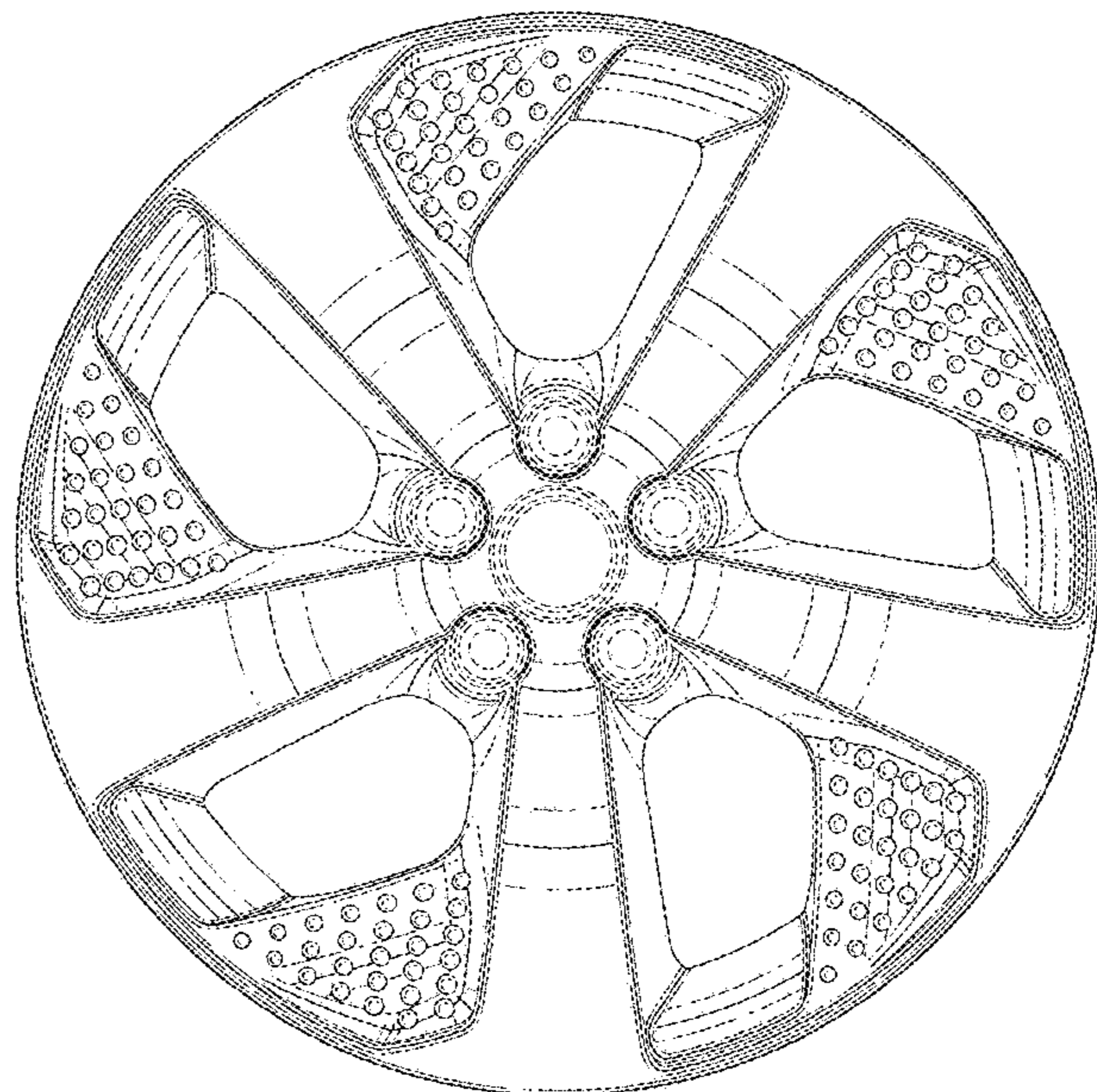
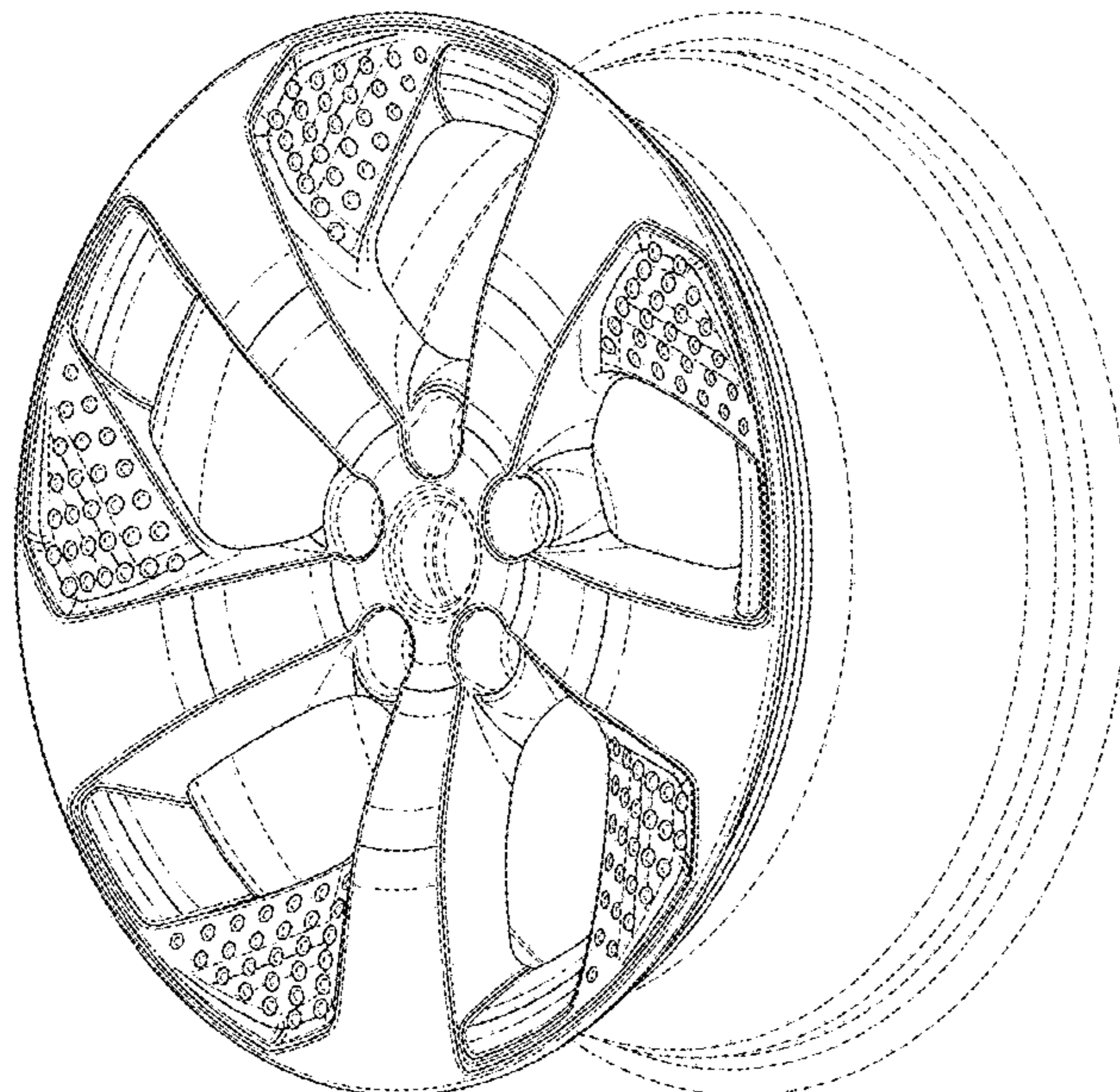
(57) **CLAIM**

The ornamental design for a wheel, as shown and described.

**DESCRIPTION**

FIG. 1 is a front right perspective view of a wheel according to the present invention. FIG. 2 is a front view of the wheel shown in FIG. 1; and, FIG. 3 is a left side view thereof, the right side view being a mirror image thereof. The broken lines form no part of the claimed design, but are instead included to show environmental structure.

**1 Claim, 3 Drawing Sheets**



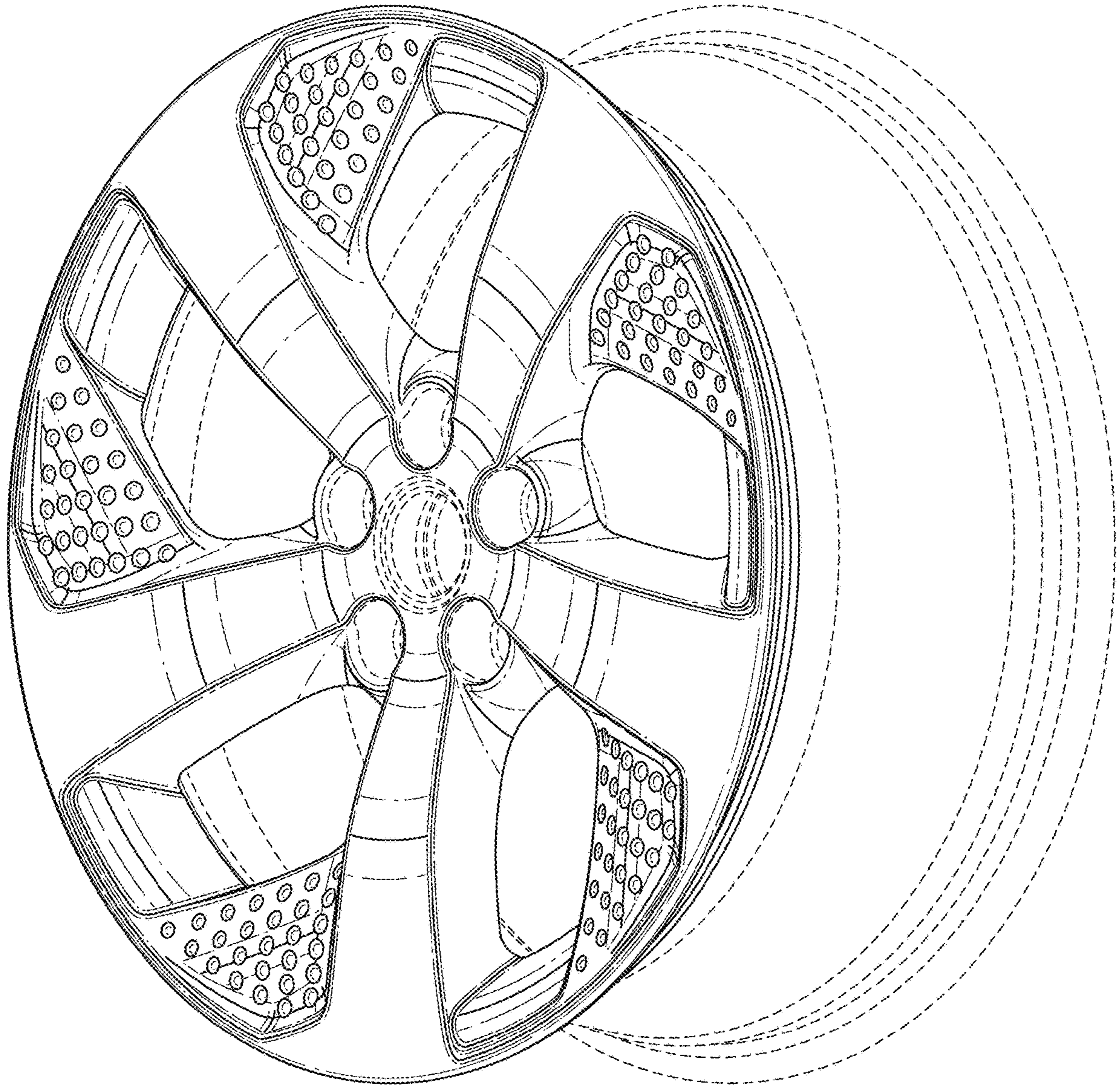


FIG. 1

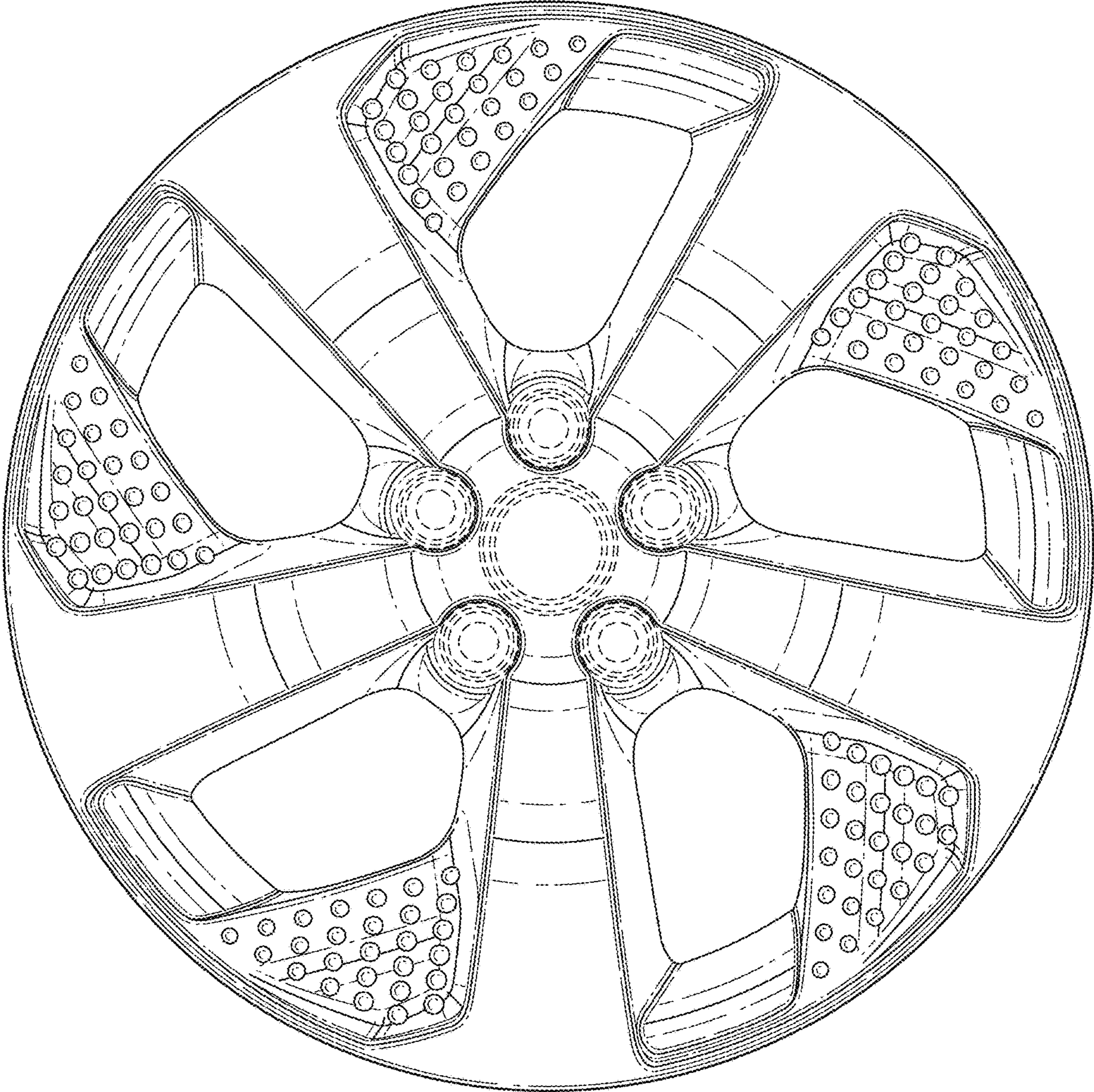


FIG. 2




FIG. 3