



US00D893363S

(12) **United States Design Patent** (10) **Patent No.:** **US D893,363 S**
Ninov et al. (45) **Date of Patent:** **** Aug. 18, 2020**

(54) **VEHICLE FRONT END**

(71) Applicants: **Deyan Ninov**, Royal Oak, MI (US);
Michael C. Gillam, Oxford, MI (US);
Joseph S. Dehner, Bloomfield Hills,
MI (US)

(72) Inventors: **Deyan Ninov**, Royal Oak, MI (US);
Michael C. Gillam, Oxford, MI (US);
Joseph S. Dehner, Bloomfield Hills,
MI (US)

(73) Assignee: **FCA US LLC**, Auburn Hills, MI (US)

(**) Term: **15 Years**

(21) Appl. No.: **29/689,237**

(22) Filed: **Apr. 29, 2019**

Related U.S. Application Data

(63) Continuation-in-part of application No. 29/626,547,
filed on Nov. 17, 2017, now Pat. No. Des. 868,632.

(51) **LOC (12) Cl.** **12-16**

(52) **U.S. Cl.**
USPC **D12/164; D12/91**

(58) **Field of Classification Search**
USPC D12/90-92, 86, 196, 163, 164, 169;
293/102, 113, 115, 117, 120; 296/180.1,
296/180.2; 280/181.1, 181.5
CPC B62D 35/00; B62D 25/00; B62D 25/06;
B62D 33/00
See application file for complete search history.

(56) **References Cited**

U.S. PATENT DOCUMENTS

D761,163 S * 7/2016 Sato D12/164
D790,413 S * 6/2017 Doyle D12/164

D798,201 S * 9/2017 Zavatski D12/169
D828,227 S * 9/2018 Ninov D12/98
D836,032 S * 12/2018 Ninov D12/98
D836,033 S * 12/2018 Ninov D12/98
D836,034 S * 12/2018 Scott D12/98
D836,035 S * 12/2018 Scott D12/98
D836,036 S * 12/2018 Ninov D12/98
D837,099 S * 1/2019 Ninov D12/98
D837,694 S * 1/2019 Ninov D12/98
D842,776 S * 3/2019 Basmanov D12/169
D847,029 S * 4/2019 Ninov D12/98
D847,030 S * 4/2019 Ninov D12/98
D860,073 S * 9/2019 Ninov D12/164
D860,881 S * 9/2019 Ninov D12/164
D860,882 S * 9/2019 Ninov D12/164

* cited by examiner

Primary Examiner — Melody N Brown

(74) *Attorney, Agent, or Firm* — Ralph E. Smith

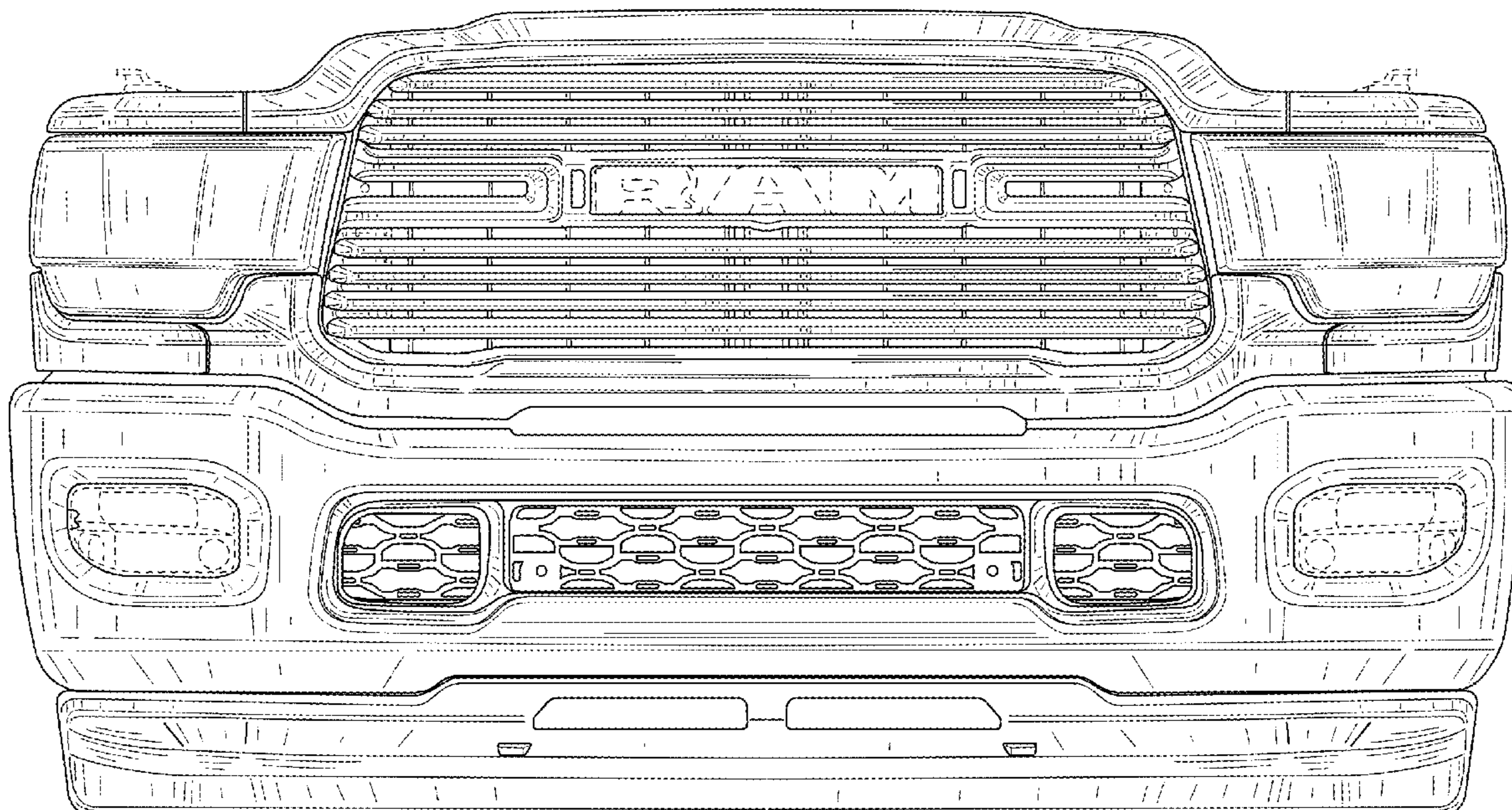
(57) **CLAIM**

The ornamental design for a vehicle front end, as shown and described.

DESCRIPTION

FIG. 1 is a front perspective view of a vehicle front end showing our new design;
FIG. 2 is a front view thereof;
FIG. 3 is a rear view thereof;
FIG. 4 is a side view thereof;
FIG. 5 is a top view thereof; and
FIG. 6 is a bottom view thereof.
It will be understood that the broken lines shown in the drawings illustrate portions of the vehicle front end that form no part of the claimed design,

1 Claim, 6 Drawing Sheets



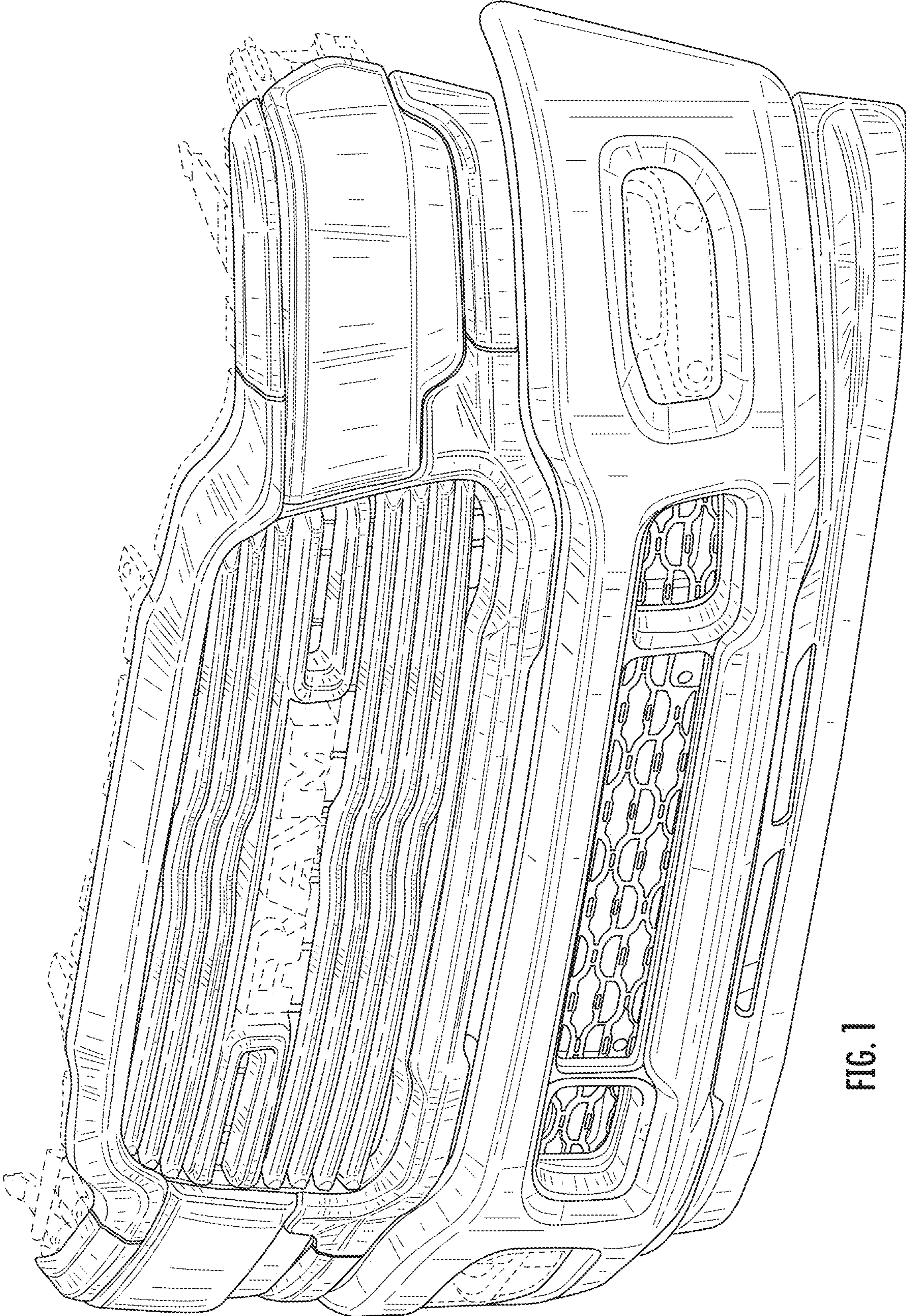


FIG. 1

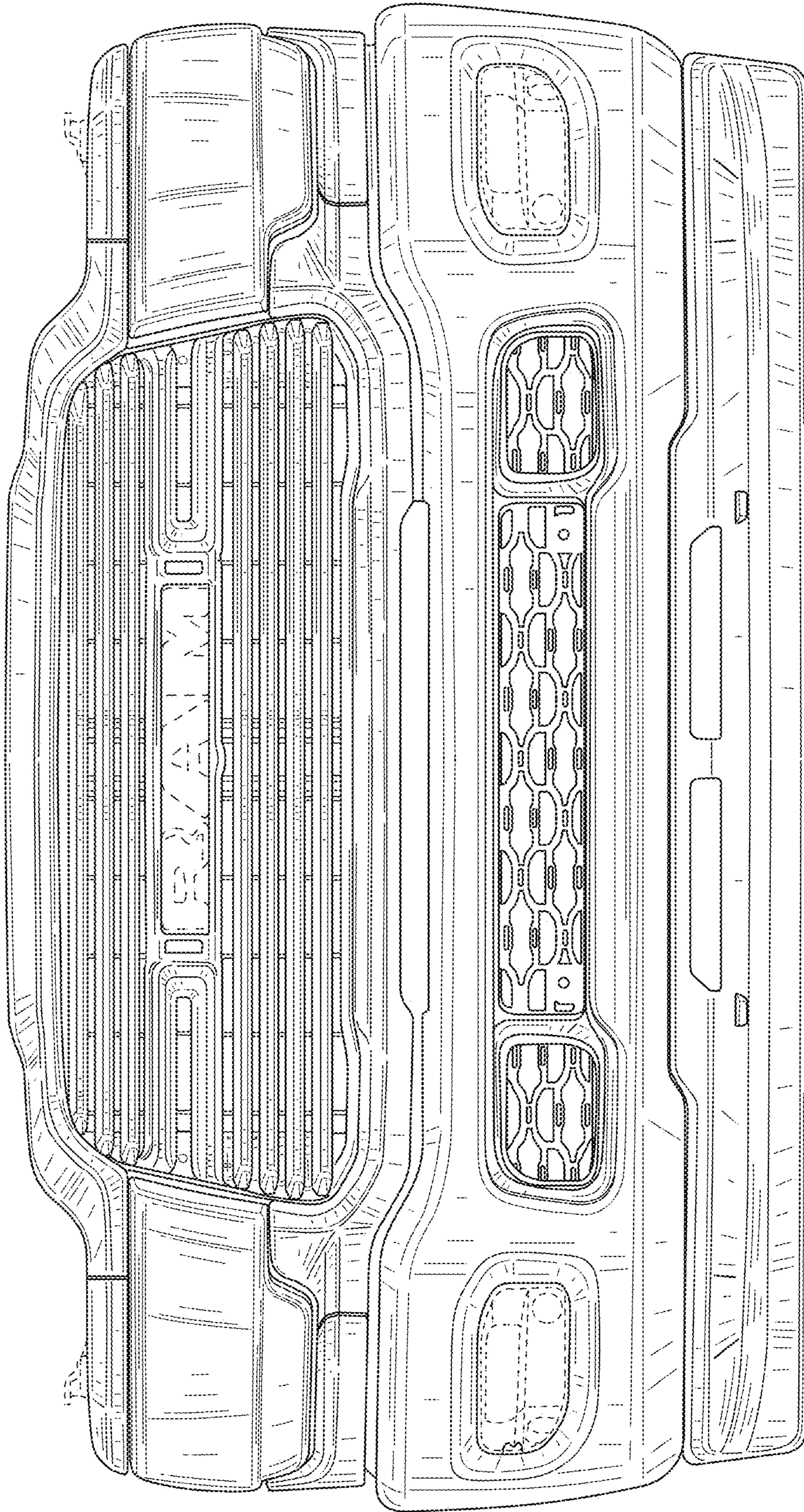


FIG. 2

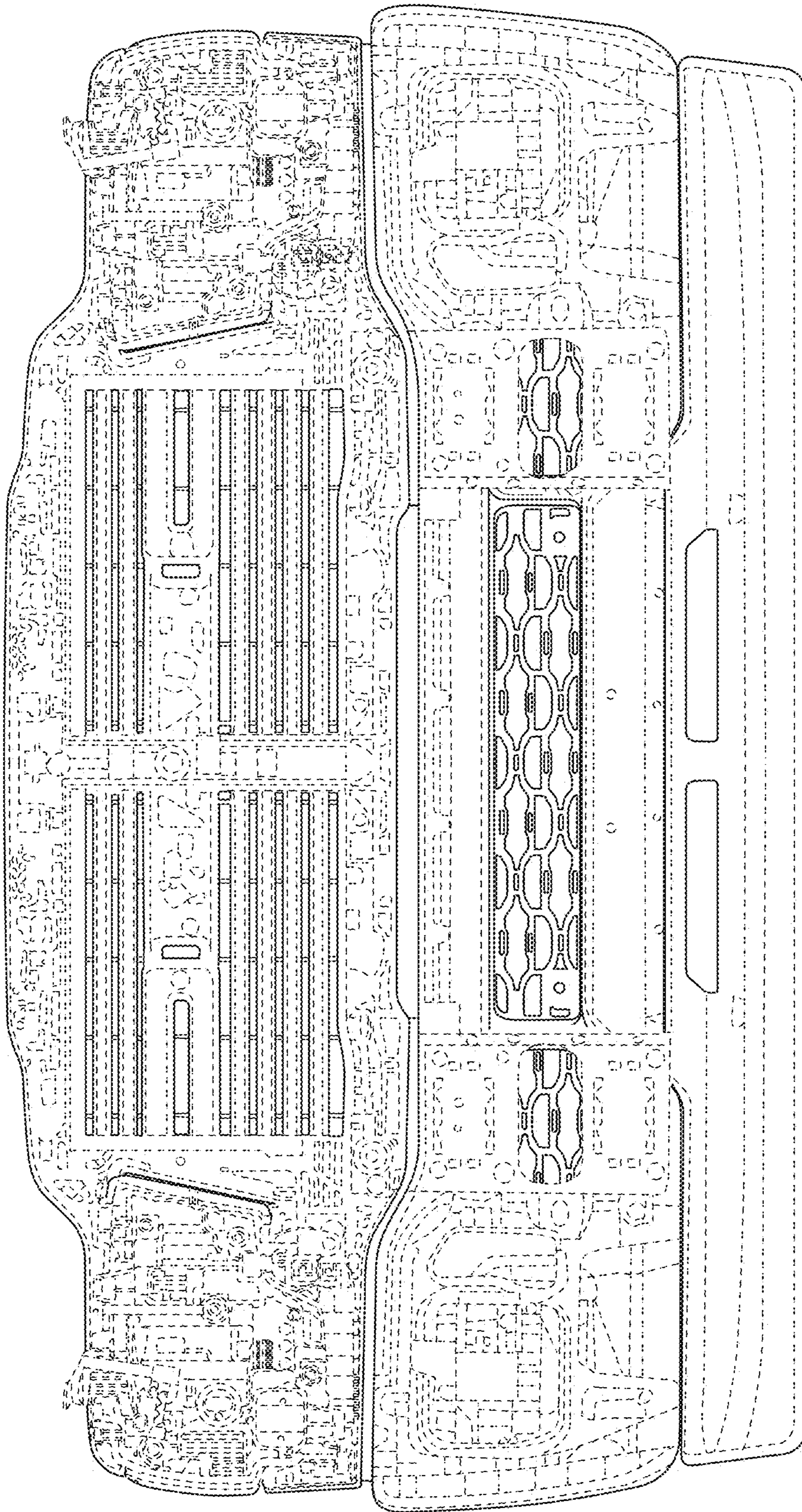


FIG. 3

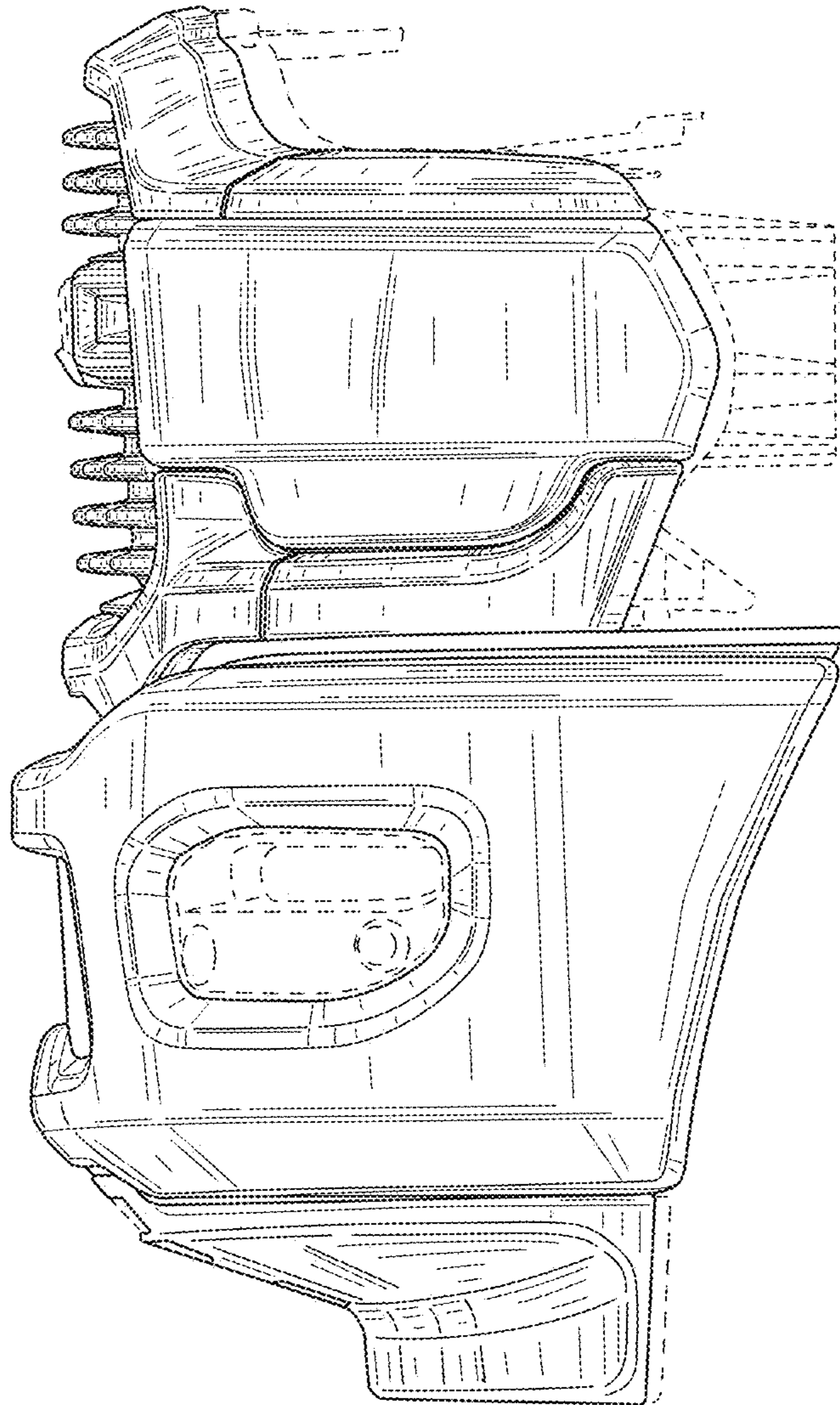


FIG. 4

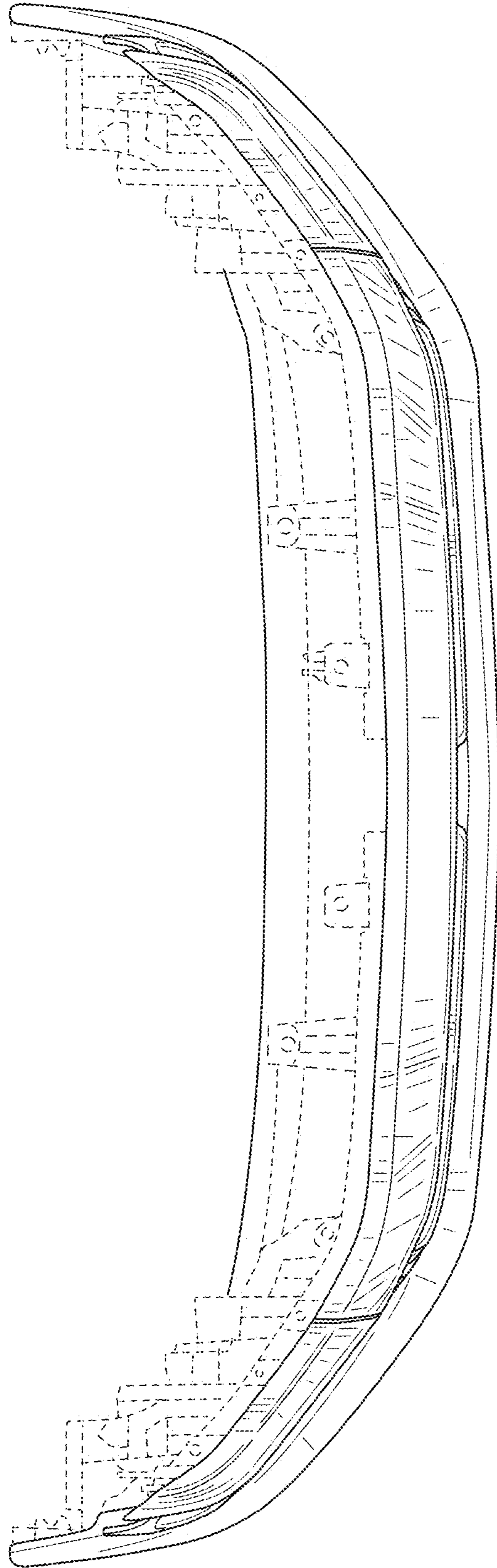


FIG. 5

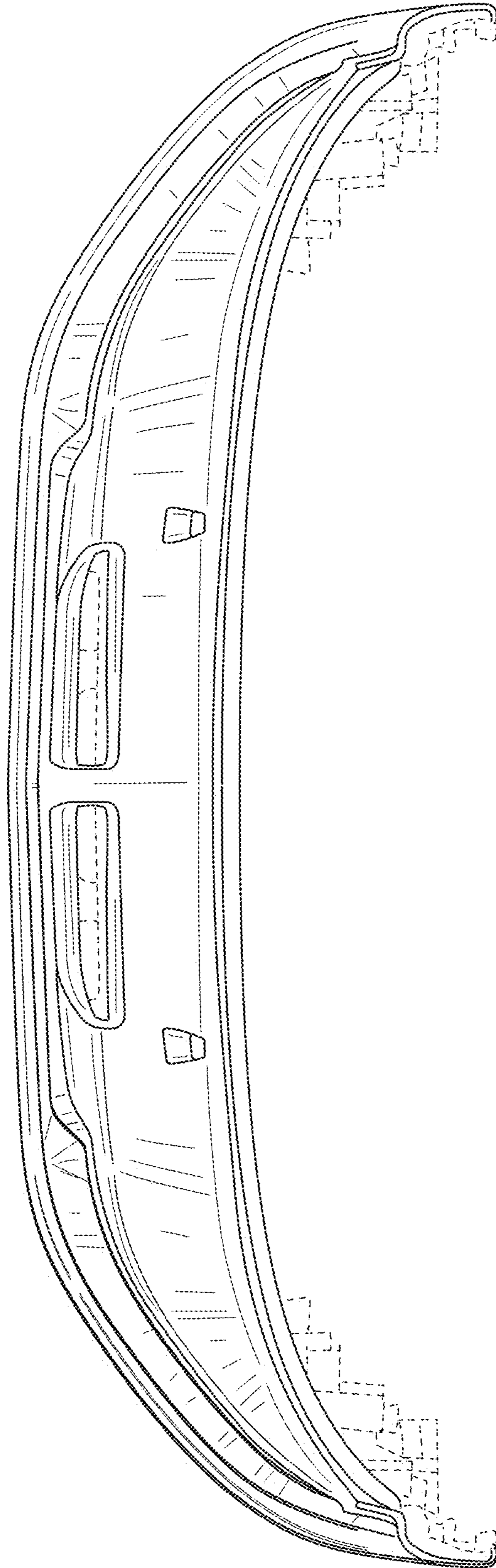


FIG. 6