



US00D893342S

(12) **United States Design Patent**  
**Rydlewicz**

(10) **Patent No.:** **US D893,342 S**

(45) **Date of Patent:** **\*\* Aug. 18, 2020**

(54) **DIAMOND**

(71) Applicant: **LUCKY EYE LIMITED**, Hong Kong (HK)

(72) Inventor: **Roni Rydlewicz**, Ho Chi Minh (VN)

(73) Assignee: **LUCKY EYE LIMITED**, Hong Kong (HK)

(\*\*) Term: **15 Years**

(21) Appl. No.: **29/671,443**

(22) Filed: **Nov. 27, 2018**

(30) **Foreign Application Priority Data**

May 28, 2018 (EM) ..... 005285319-0001

(51) **LOC (12) Cl.** ..... **11-01**

(52) **U.S. Cl.**  
USPC ..... **D11/89**

(58) **Field of Classification Search**

USPC ..... D11/1, 2, 16, 26–29, 34, 35, 36, 89–92  
CPC ..... A44C 17/00; A44C 17/001; A44C 17/002;  
A44C 17/003; A44C 17/005; A44C  
17/006; A44C 17/007; A44C 17/008  
See application file for complete search history.

(56) **References Cited**

**U.S. PATENT DOCUMENTS**

D459,268 S \* 6/2002 Goldberg ..... D11/90  
D513,714 S \* 1/2006 Sanghvi ..... D11/90

D547,690 S \* 7/2007 Shah ..... D11/90  
D609,600 S \* 2/2010 Tannenbaum ..... D11/90  
D647,817 S \* 11/2011 Kothari ..... D11/40  
D828,215 S \* 9/2018 Rydlewicz ..... D11/89  
D843,876 S \* 3/2019 Rydlewicz ..... D11/89  
D843,877 S \* 3/2019 Rydlewicz ..... D11/89  
D843,878 S \* 3/2019 Rydlewicz ..... D11/89  
D878,961 S \* 3/2020 Rydlewicz ..... D11/89  
D878,963 S \* 3/2020 Rydlewicz ..... D11/90  
D879,649 S \* 3/2020 Rydlewicz ..... D11/89  
D879,651 S \* 3/2020 Rydlewicz ..... D11/90  
2011/0265514 A1\* 11/2011 Fakier ..... A44C 17/001  
63/12

\* cited by examiner

*Primary Examiner* — Kevin K Rudzinski

*Assistant Examiner* — Richard Kearney

(74) *Attorney, Agent, or Firm* — Venable LLP; Michele V. Frank

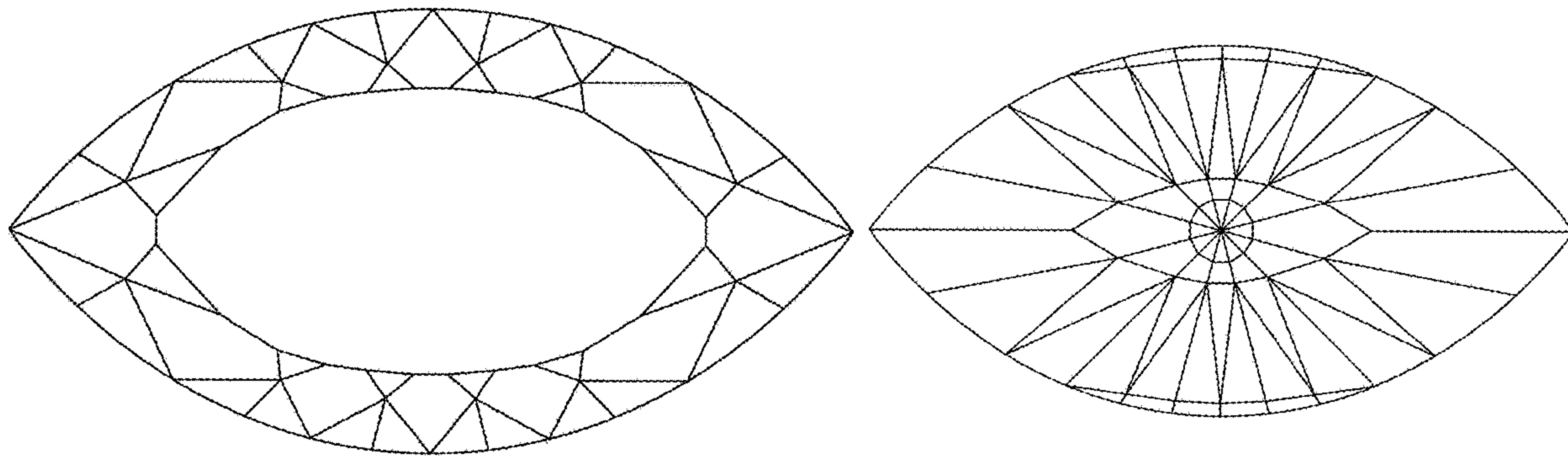
(57) **CLAIM**

The ornamental design for a diamond, as shown and described.

**DESCRIPTION**

FIG. 1 is a top plan view of the claimed design;  
FIG. 2 is a side elevational view, the opposite side view being identical;  
FIG. 3 is a side elevational view, the opposite side view being identical; and,  
FIG. 4 is a bottom plan view.

**1 Claim, 4 Drawing Sheets**



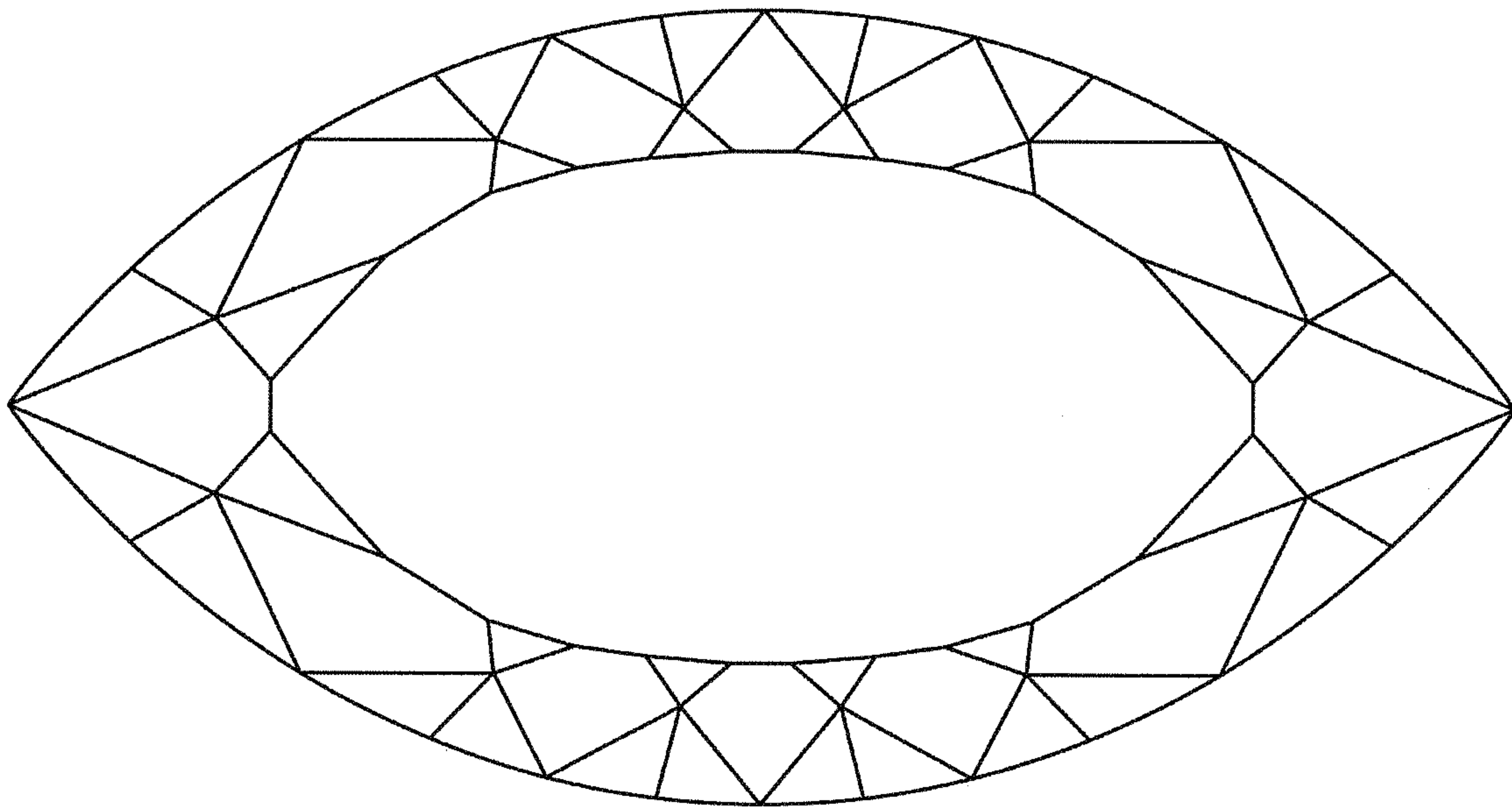


FIG. 1

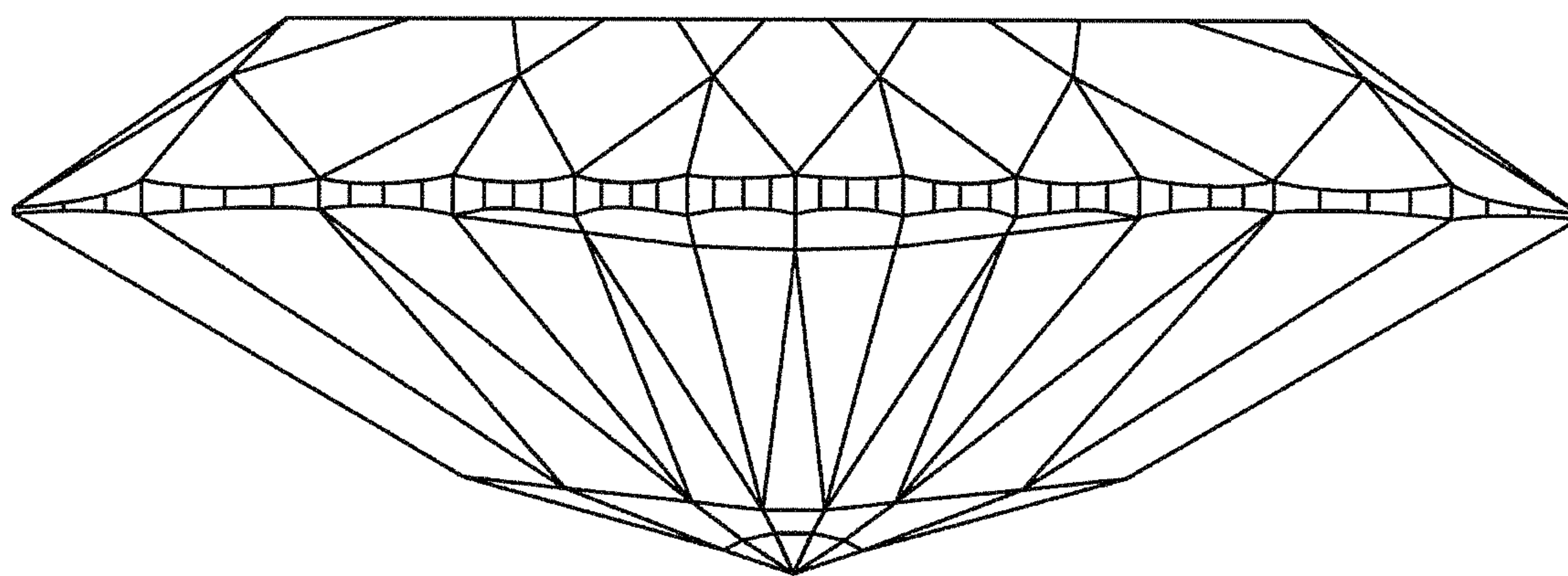


FIG. 2

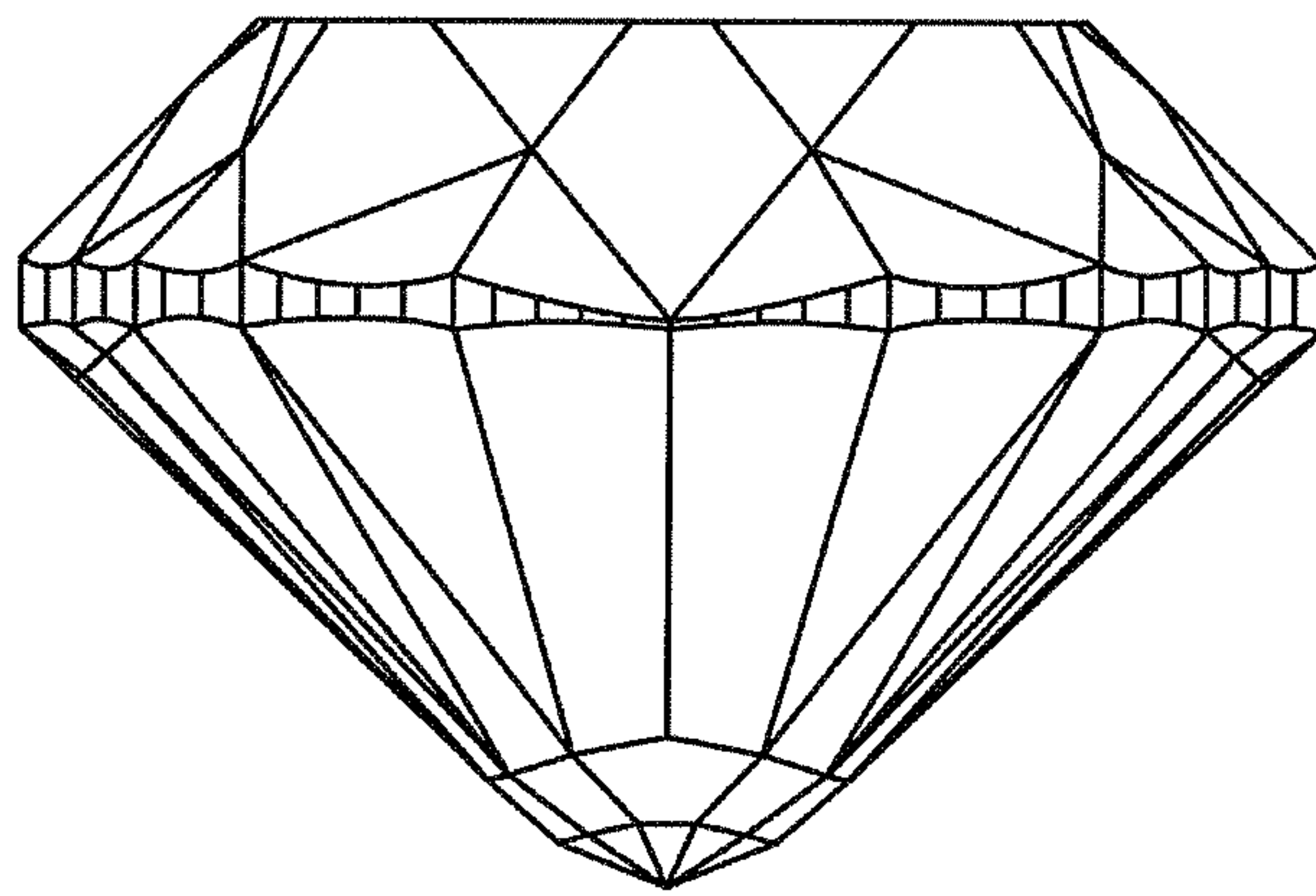


FIG. 3

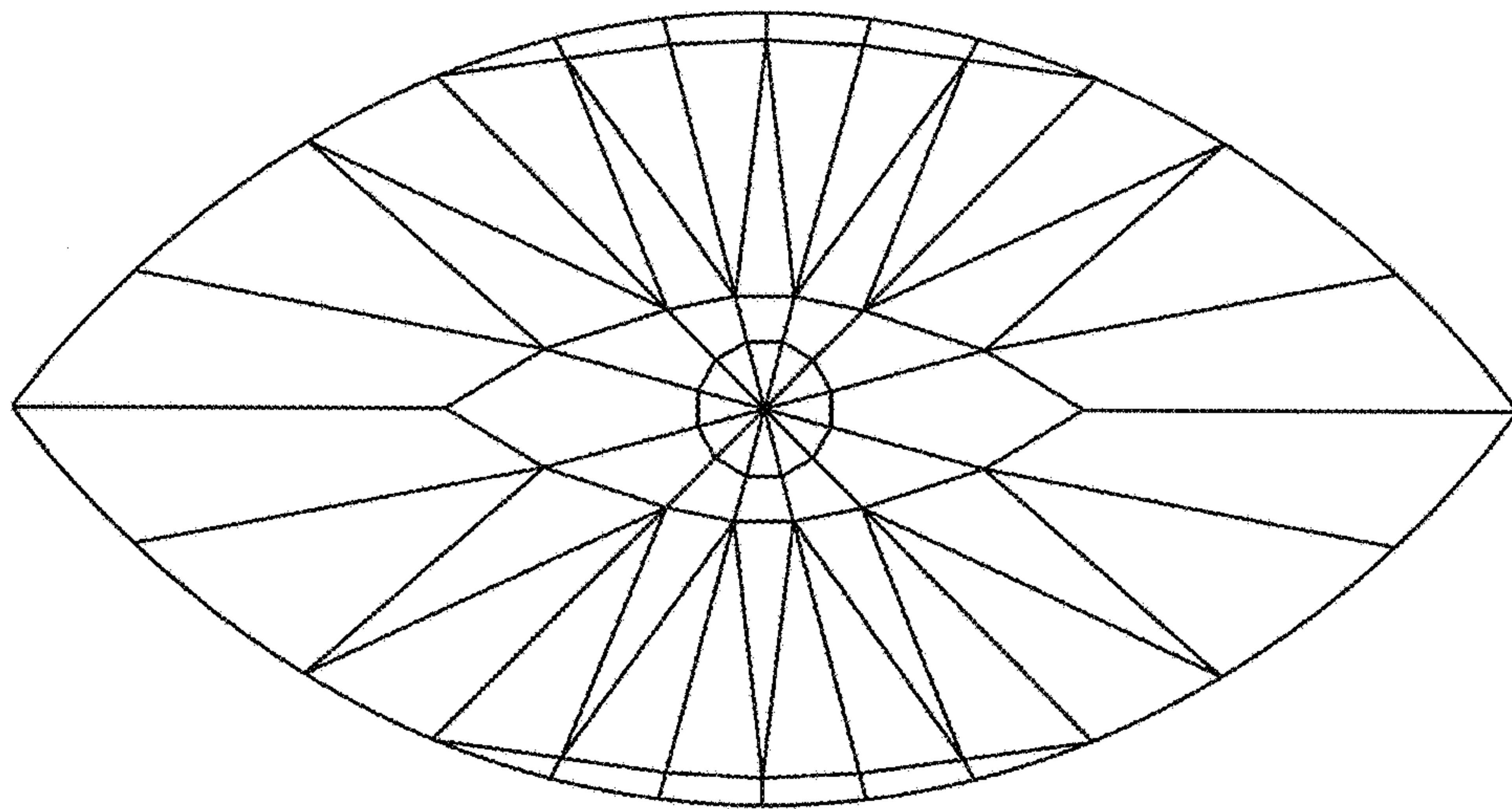


FIG. 4