



US00D893337S

(12) **United States Design Patent** (10) **Patent No.:** **US D893,337 S**
Herrmann (45) **Date of Patent:** **** Aug. 18, 2020**

(54) **WATCH DIAL**
(71) Applicant: **Richemont International SA,**
Villars-sur-Glane (CH)
(72) Inventor: **Camille Herrmann,** Gland (CH)
(73) Assignee: **Richemont International SA,**
Villars-sur-Glane (CH)
(**) Term: **15 Years**

(21) Appl. No.: **29/673,639**
(22) Filed: **Dec. 17, 2018**

(30) **Foreign Application Priority Data**

Jun. 18, 2018 (WO) DM/101710
(51) **LOC (12) Cl.** **10-07**
(52) **U.S. Cl.**
USPC **D10/126**
(58) **Field of Classification Search**
USPC D10/30-39, 65, 70, 97-98, 99-102,
D10/122-124, 126-128; D14/344
CPC G04B 19/06; G04B 19/10; G04B 19/103
See application file for complete search history.

(56) **References Cited**

U.S. PATENT DOCUMENTS

D513,710 S * 1/2006 Nataf D10/126
D607,758 S * 1/2010 Hegi D10/39
D627,243 S * 11/2010 Deleskiewicz D10/39
D717,670 S * 11/2014 Davoli D10/39
D727,752 S * 4/2015 Laucella D10/35
D734,177 S * 7/2015 Kamilindi D10/126

D755,645 S * 5/2016 Belamich D10/125
D769,762 S * 10/2016 Behling D10/126
9,665,070 B2 * 5/2017 Dordor G04C 17/0058
D816,530 S * 5/2018 Antifora D10/126
D823,706 S * 7/2018 Dicks D10/126
D823,707 S * 7/2018 Dicks D10/126
D824,792 S * 8/2018 Antifora D10/126
D839,104 S * 1/2019 Duval D10/38
2009/0268566 A1 * 10/2009 Hiroe G01D 13/02
368/239
2018/0173162 A1 * 6/2018 Hurni G04B 19/065

* cited by examiner

Primary Examiner — Sandra S Snapp
Assistant Examiner — Katherine Glennon
(74) *Attorney, Agent, or Firm* — Taft Stettinius &
Hollister LLP


(57) **CLAIM**

The ornamental design for a watch dial, as shown and described.

DESCRIPTION

FIG. 1 is a front elevational view of a watch dial showing my new design;
FIG. 2 is a back elevational view thereof;
FIG. 3 is a right side elevational view thereof;
FIG. 4 is a left side elevational view thereof;
FIG. 5 is a bottom plan view thereof;
FIG. 6 is a top plan view thereof;
FIG. 7 is a front, right side perspective view thereof; and,
FIG. 8 is a back, left side perspective view thereof.

1 Claim, 8 Drawing Sheets






Fig. 1




Fig. 2




Fig. 3




Fig. 4




Fig. 5




Fig. 6

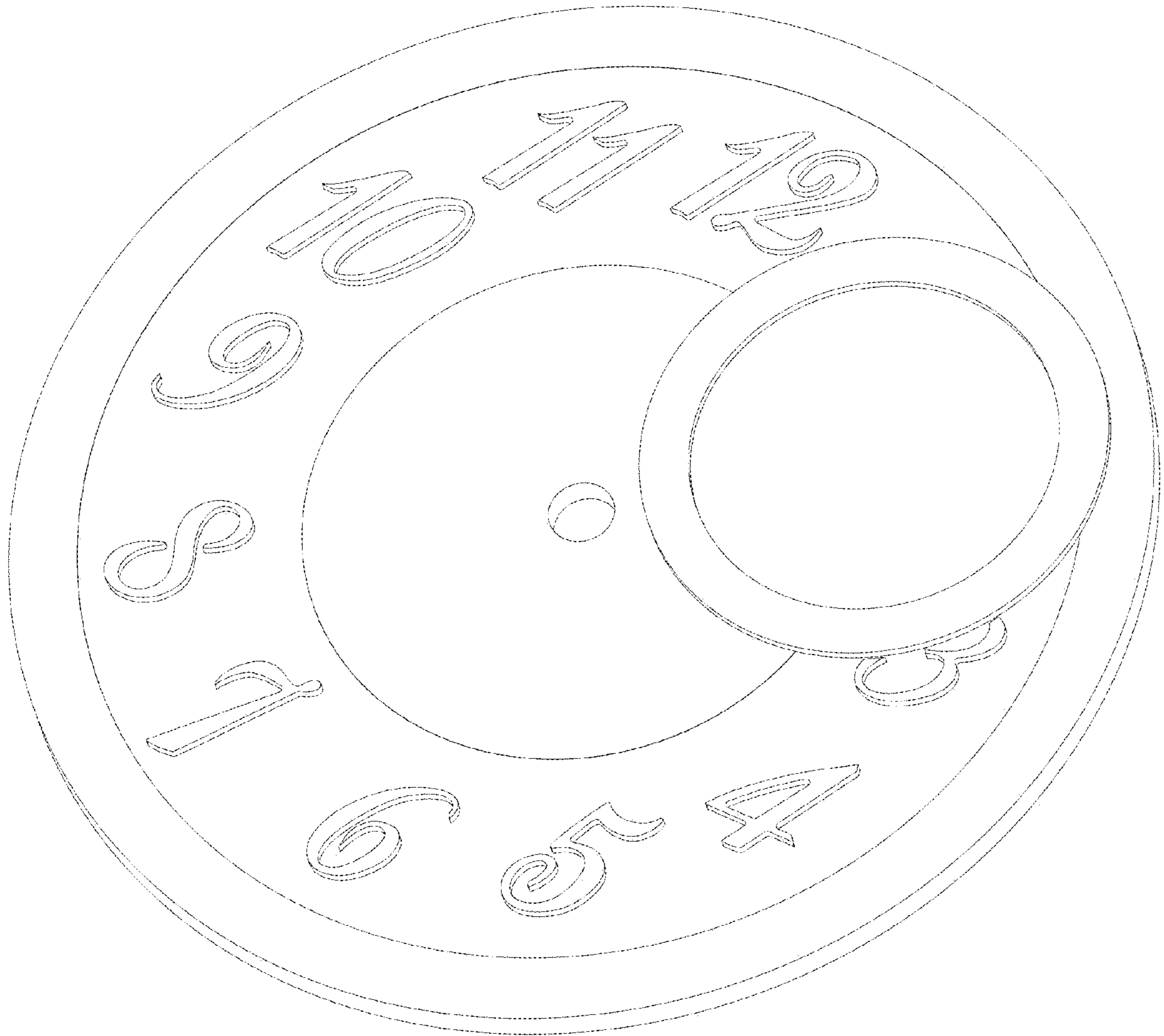


Fig. 7




Fig. 8