



US00D893336S

(12) **United States Design Patent** (10) **Patent No.:** **US D893,336 S**  
**Herrmann** (45) **Date of Patent:** **\*\* Aug. 18, 2020**

(54) **WATCH DIAL**  
(71) Applicant: **Richemont International SA,**  
Villars-sur-Glane (CH)  
(72) Inventor: **Camille Herrmann,** Gland (CH)  
(73) Assignee: **Richemont International SA,**  
Villars-sur-Glane (CH)  
(\*\*) Term: **15 Years**

D727,752 S \* 4/2015 Laucella ..... D10/35  
D734,177 S \* 7/2015 Kamilindi ..... D10/126  
D753,528 S \* 4/2016 Ruffieux ..... D10/126  
D755,645 S \* 5/2016 Belamich ..... D10/125  
D768,021 S \* 10/2016 Kamilindi ..... D10/126  
D769,762 S \* 10/2016 Behling ..... D10/126  
D778,196 S \* 2/2017 Kamilindi ..... D10/126  
D801,197 S \* 10/2017 Duval ..... D10/39  
D823,704 S \* 7/2018 Dicks ..... D10/126  
D839,104 S \* 1/2019 Duval ..... D10/38  
D866,382 S \* 11/2019 Berneron ..... D10/126  
D866,383 S \* 11/2019 Berneron ..... D10/126

\* cited by examiner

(21) Appl. No.: **29/673,637**  
(22) Filed: **Dec. 17, 2018**  
(30) **Foreign Application Priority Data**

*Primary Examiner* — Sandra S Snapp  
*Assistant Examiner* — Katherine Glennon  
(74) *Attorney, Agent, or Firm* — Taft Stettinius &  
Hollister LLP

Jun. 18, 2018 (WO) ..... DM/101710  
(51) **LOC (12) Cl.** ..... **10-07**  
(52) **U.S. Cl.**  
USPC ..... **D10/126**  
(58) **Field of Classification Search**  
USPC ..... D10/30-39, 65, 70, 97-102, 122-124,  
D10/126-128  
CPC ..... G04B 19/06; G04B 19/10; G04B 19/103  
See application file for complete search history.

(57) **CLAIM**


The ornamental design for a watch dial, as shown and described.

**DESCRIPTION**

FIG. 1 is a front elevational view of a watch dial showing my new design;  
FIG. 2 is a back elevational view thereof;  
FIG. 3 is a right side elevational view thereof;  
FIG. 4 is a left side elevational view thereof;  
FIG. 5 is a bottom plan view thereof;  
FIG. 6 is a top plan view thereof;  
FIG. 7 is a front, right side perspective view thereof; and,  
FIG. 8 is a back, left side perspective view thereof.  
The broken lines in the drawing figures form no part of the claimed design.

(56) **References Cited**  
U.S. PATENT DOCUMENTS  
D471,822 S \* 3/2003 Goeckeritz ..... D10/32  
D513,710 S \* 1/2006 Nataf ..... D10/126  
D632,200 S \* 2/2011 Kauffmann ..... D10/126  
D656,052 S \* 3/2012 Bode ..... D10/126  
D658,517 S \* 5/2012 Behling ..... D10/39  
D665,690 S \* 8/2012 Bode ..... D10/126

**1 Claim, 8 Drawing Sheets**






Fig. 1




Fig. 2




Fig. 3




Fig. 4




Fig. 5

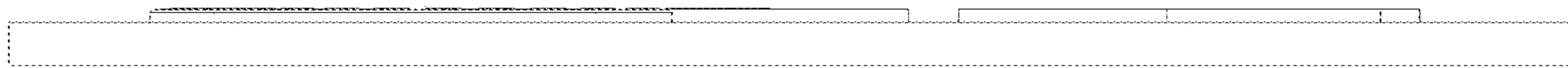


Fig. 6




Fig. 7






Fig. 8