



US00D893331S

(12) **United States Design Patent** (10) **Patent No.:** **US D893,331 S**  
**Barnes et al.** (45) **Date of Patent:** **\*\* Aug. 18, 2020**

(54) **SPEED BUMP** D425,627 S \* 5/2000 Harwood ..... D25/102  
D431,488 S \* 10/2000 Jonasz ..... D10/113.1  
(71) Applicant: **BRADY WORLDWIDE INC,** 6,126,360 A \* 10/2000 May ..... E01F 9/553  
Milwaukee, WI (US) 404/14  
6,168,276 B1 \* 1/2001 Weid ..... E01F 9/70  
359/515  
(72) Inventors: **Edward Barnes, Sale (GB); Paul** D653,139 S \* 1/2012 Lee ..... D10/113.1  
**Ingleby, Southam (GB)** 9,683,339 B2 \* 6/2017 Thompson ..... E01F 9/604  
2011/0217116 A1 \* 9/2011 Niziolek ..... E01F 9/529  
404/15  
(\*\*) Term: **15 Years** 2013/0209169 A1 \* 8/2013 Chew ..... E01F 13/048  
404/15  
(21) Appl. No.: **35/505,062** 2015/0216021 A1 \* 7/2015 Bennett ..... H05B 37/0272  
362/555  
(22) Filed: **May 4, 2018**

(80) **Hague Agreement Data**

Int. Filing Date: **May 4, 2018**  
Int. Reg. No.: **DM/101249**  
Int. Reg. Date: **May 4, 2018**  
Int. Reg. Pub. Date: **Jun. 8, 2018**

(51) **LOC (12) Cl.** ..... **10-05**

(52) **U.S. Cl.**  
USPC ..... **D10/113.1; D25/102**

(58) **Field of Classification Search**

USPC ..... D25/102, 110, 113, 114, 115, 116, 117,  
D25/118, 164; D21/484, 485, 486, 488,  
D21/489, 490, 491, 492, 493, 499, 500,  
D21/501, 502, 503, 504, 505; D10/109,  
D10/111, 113, 113.1, 114, 121  
CPC ..... E01F 9/529; E01F 13/044; E01F 13/048;  
E01F 13/105; E01F 13/123; H01L  
2924/00014; G08G 1/02

See application file for complete search history.

(56) **References Cited**

**U.S. PATENT DOCUMENTS**

D387,181 S \* 12/1997 Sinclair ..... D25/102  
5,975,794 A \* 11/1999 Hedgewick ..... E01F 9/553  
116/63 R

\* cited by examiner

*Primary Examiner* — Samantha Q Lawrence

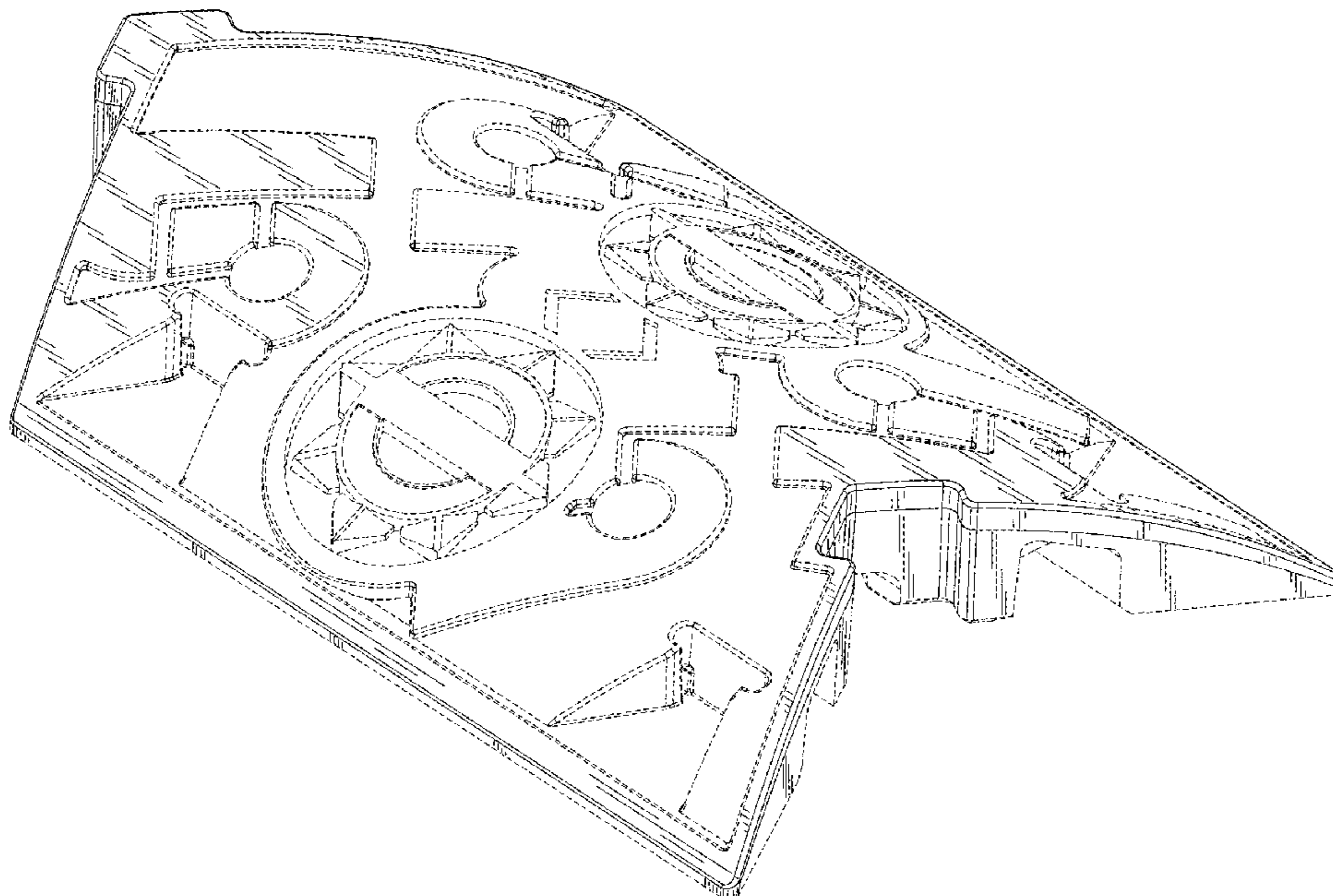
(57) **CLAIM**

The ornamental design for a speed bump, as shown and described.

**DESCRIPTION**

FIG. 1.1 is a perspective view of a speed bump in accordance with the design.  
FIG. 1.2 is a left view thereof.  
FIG. 1.3 is a front view thereof.  
FIG. 1.4 is a right view thereof.  
FIG. 1.5 is a back view thereof.  
FIG. 1.6 is a top view thereof.  
The dashed broken lines are for the purpose of illustrating unclaimed subject matter only and form no part of the claimed design. The bottom view of the speed bump is disclaimed.

**1 Claim, 6 Drawing Sheets**



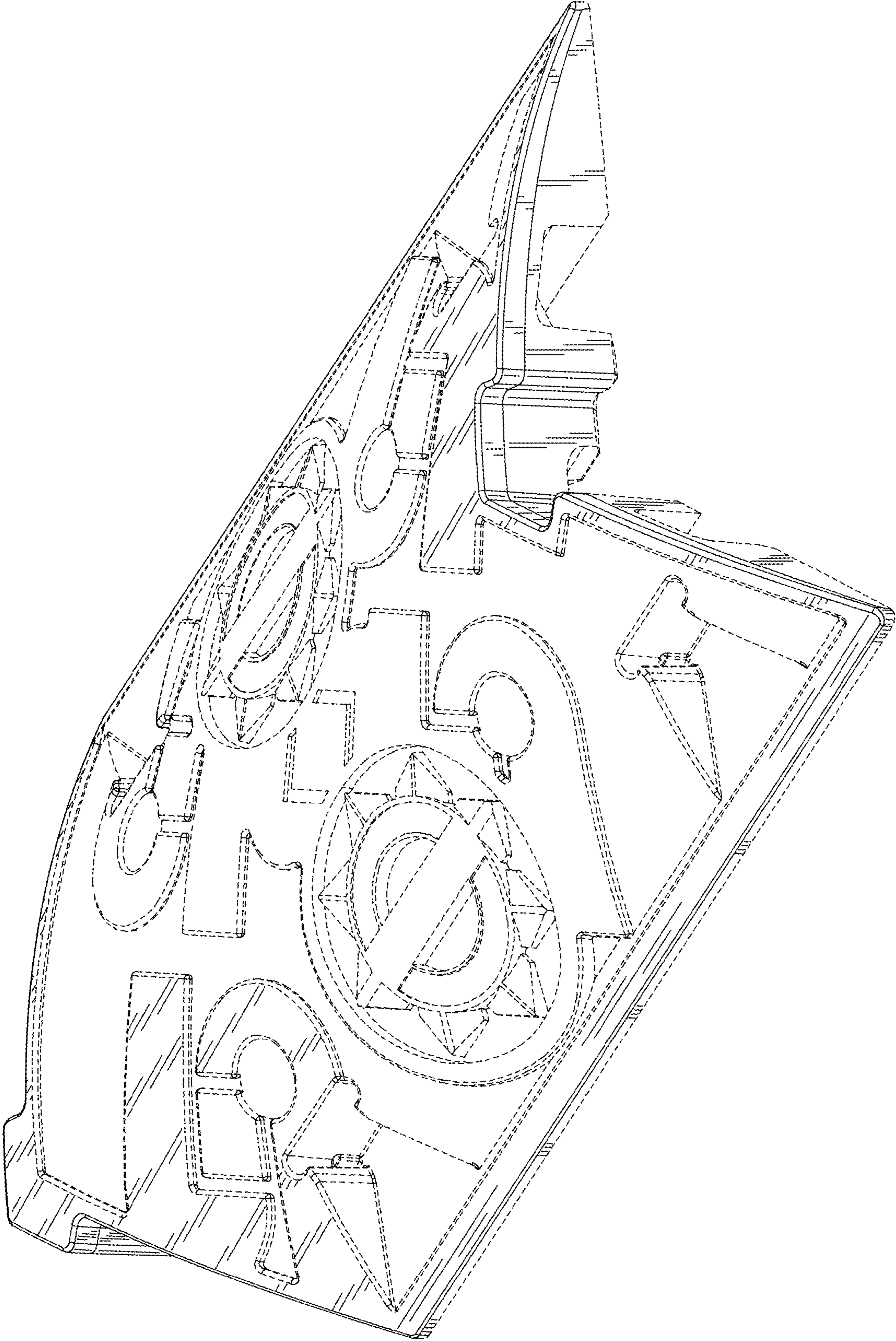


FIG. 1.1

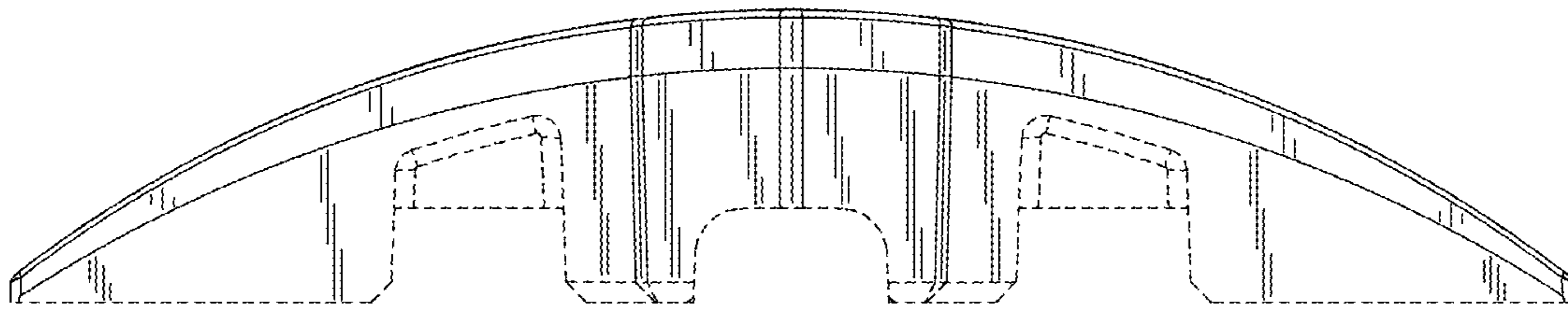


FIG. 1.2

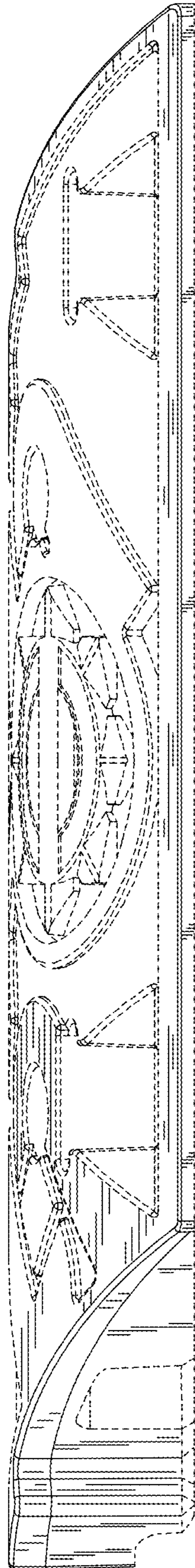


FIG. 1.3

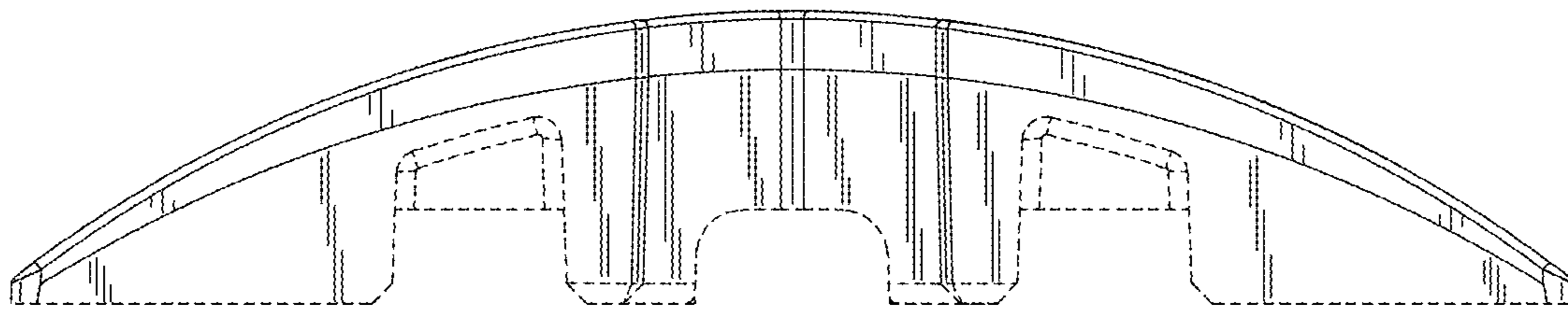


FIG. 1.4




FIG. 1.5

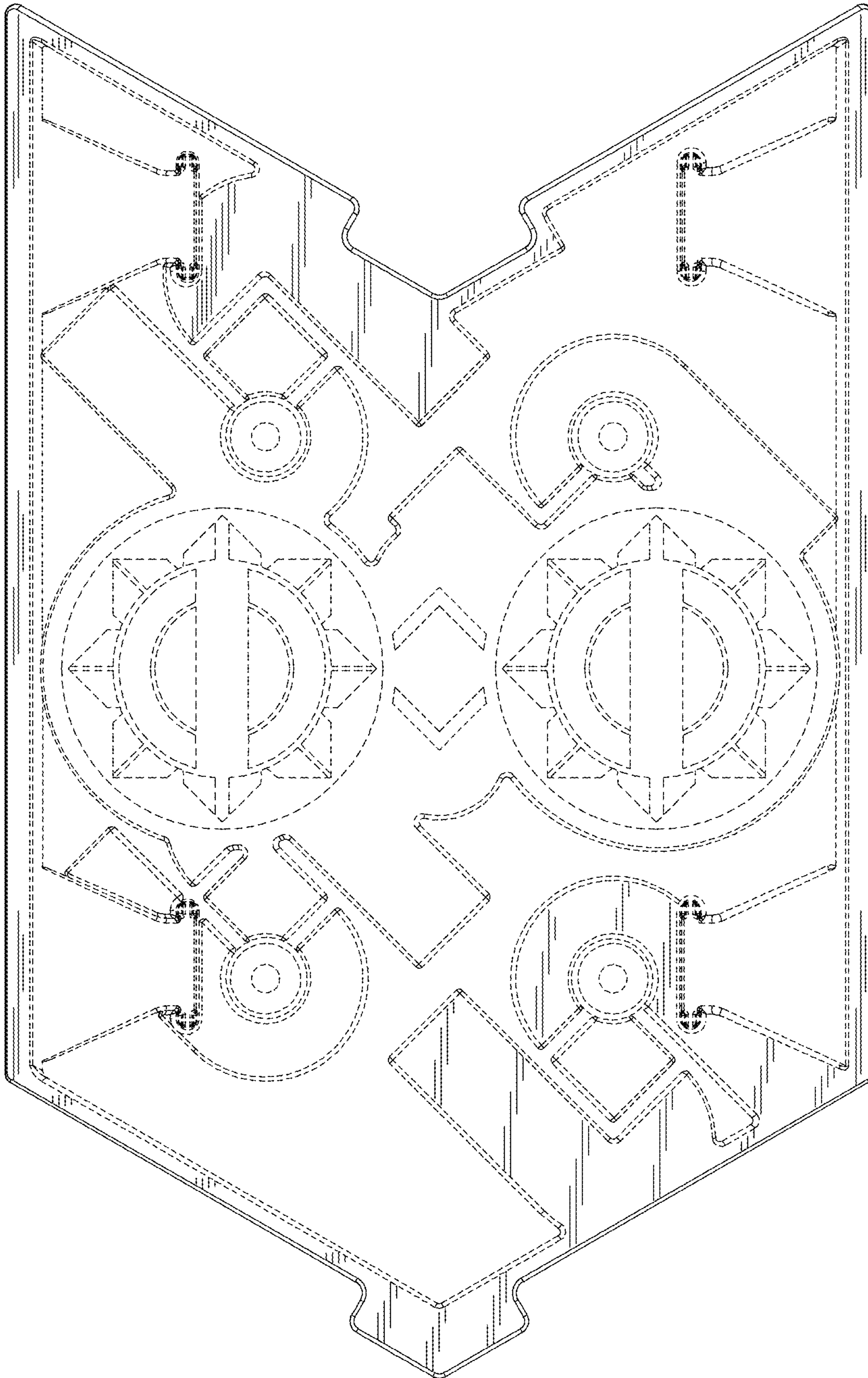


FIG. 1.6